



US00D574111S

(12) **United States Design Patent**  
**Park**

(10) **Patent No.:** **US D574,111 S**

(45) **Date of Patent:** **\*\* Jul. 29, 2008**

(54) **NAIL CARE INSTRUMENT**

D551,802 S \* 9/2007 Rubin et al. .... D28/60

(75) Inventor: **Il-Yong Park**, Seoul (KR)

\* cited by examiner

(73) Assignee: **Shinwoonion Co., Ltd**, Seoul (KR)

*Primary Examiner*—Jennifer Rivard

(74) *Attorney, Agent, or Firm*—Gottlieb, Rackman & Reisman, P.C.

(\*\*) Term: **14 Years**

(21) Appl. No.: **29/302,157**

(57) **CLAIM**

(22) Filed: **Jan. 11, 2008**

The ornamental design for a nail care instrument, as shown and described.

(30) **Foreign Application Priority Data**

**DESCRIPTION**

Aug. 6, 2007 (KR) ..... 30-2007-0033613

(51) **LOC (8) Cl.** ..... **28-03**

FIG. 1 is a perspective view of the nail care instrument showing my new design;

(52) **U.S. Cl.** ..... **D28/57; D28/59; D28/60; D28/55**

FIG. 2 is a front elevation view thereof;

(58) **Field of Classification Search** ..... D28/57, D28/59, 60, 55; 132/73, 73.5, 75, 75.3, 75.4, 132/75.5, 75.6, 76.2, 76.4, 76.5; 30/26–29; D24/147

FIG. 3 is a rear elevation view thereof;

FIG. 4 is a top plan view thereof;

See application file for complete search history.

FIG. 5 is a bottom plan view thereof;

FIG. 6 is a left side elevation view thereof;

FIG. 7 is a right side elevation view thereof;

(56) **References Cited**

FIG. 8 is an exploded perspective view of the nail care instrument in a closed position; and,

FIG. 9 is a perspective view of the nail care instrument in an opened position.

**U.S. PATENT DOCUMENTS**

2,575,652 A \* 11/1951 Bovee ..... 132/75.4  
3,261,094 A \* 7/1966 Bliss ..... 132/75.5  
5,666,728 A \* 9/1997 Silva ..... 30/28  
D435,318 S \* 12/2000 Rieser ..... D28/59

**1 Claim, 3 Drawing Sheets**

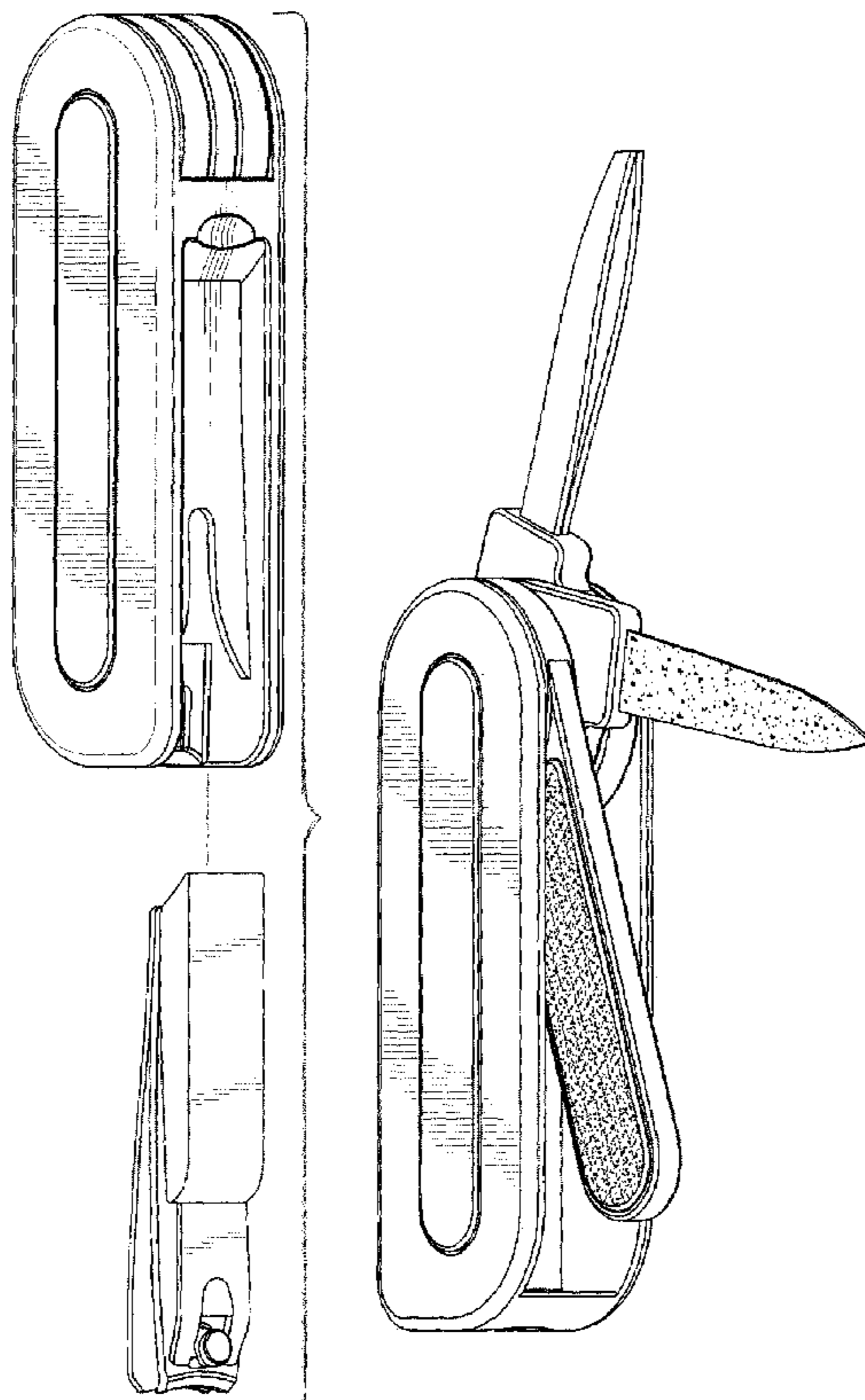


FIG. 1




FIG. 2




FIG. 3




FIG. 4




FIG. 5

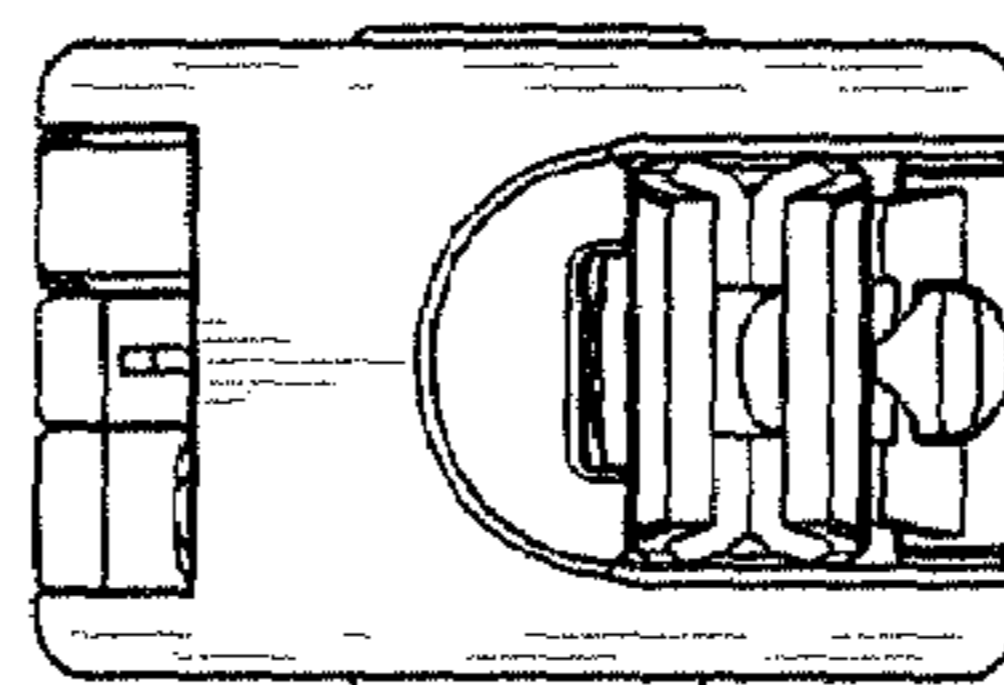


FIG. 6

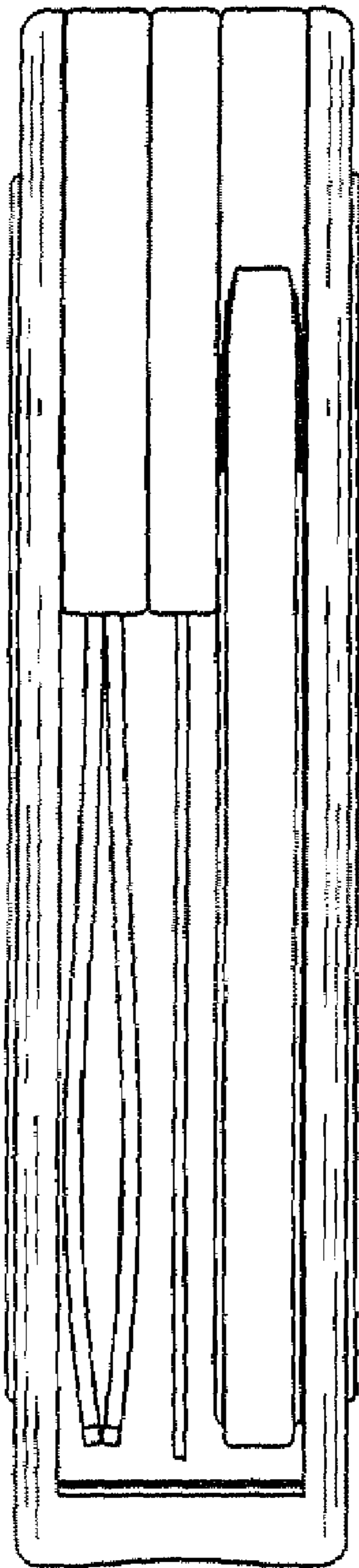


FIG. 7

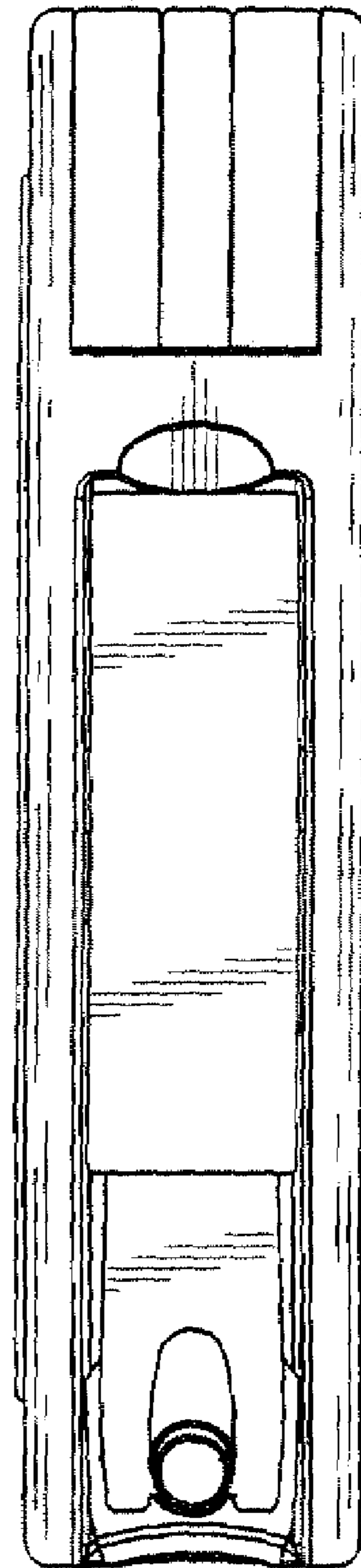


FIG. 8

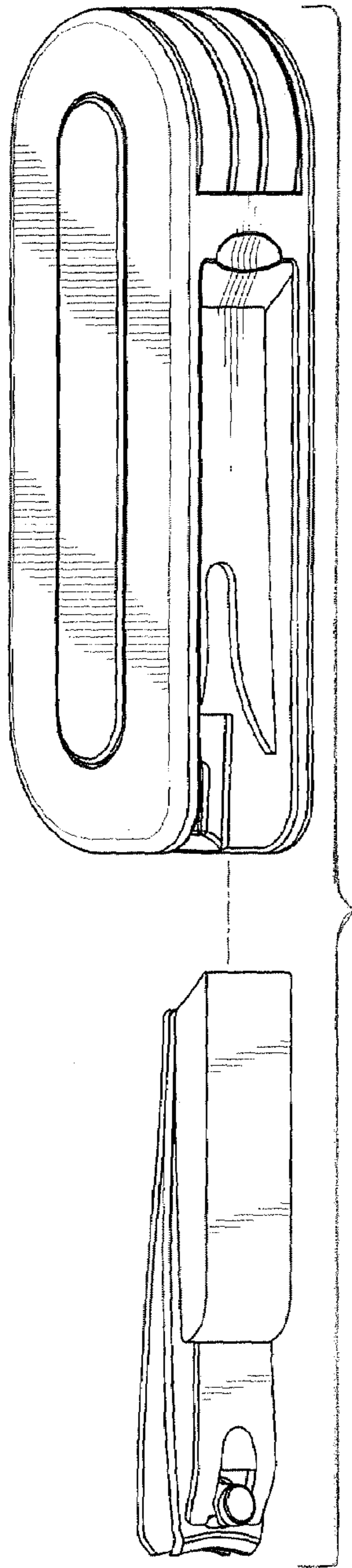


FIG. 9

