



US00D574110S

(12) **United States Design Patent**
Griffith

(10) **Patent No.:** **US D574,110 S**

(45) **Date of Patent:** **** Jul. 29, 2008**

(54) **COMB**

D428,529 S * 7/2000 Lucero D28/25
D451,245 S * 11/2001 Harrell D28/25
D471,670 S * 3/2003 Kim et al. D28/30

(75) Inventor: **James L. Griffith**, Englewood, FL (US)

(73) Assignee: **James Griffith Salon of Venice, Inc.**,
Venice, FL (US)

* cited by examiner

(**) Term: **14 Years**

Primary Examiner—Janice E. Seeger

Assistant Examiner—Zenia I Bennett

(21) Appl. No.: **29/296,414**

(74) *Attorney, Agent, or Firm*—Gifford, Krass, Sprinkle,
Anderson & Citkowski, P.C.

(22) Filed: **Oct. 19, 2007**

(57) **CLAIM**

(51) **LOC (8) Cl.** **21-03**

The ornamental design for a comb, as shown and described.

(52) **U.S. Cl.** **D28/30; D28/21**

(58) **Field of Classification Search** D28/7,
D28/20–22, 30–31; 132/53, 112, 126, 150,
132/208, 219.216

DESCRIPTION

See application file for complete search history.

FIG. 1 is a perspective view of the comb of the present design;

FIG. 2 is a top plan view of the comb shown in FIG. 1;

FIG. 3 is a side elevational view of the comb of the present design;

(56) **References Cited**

U.S. PATENT DOCUMENTS

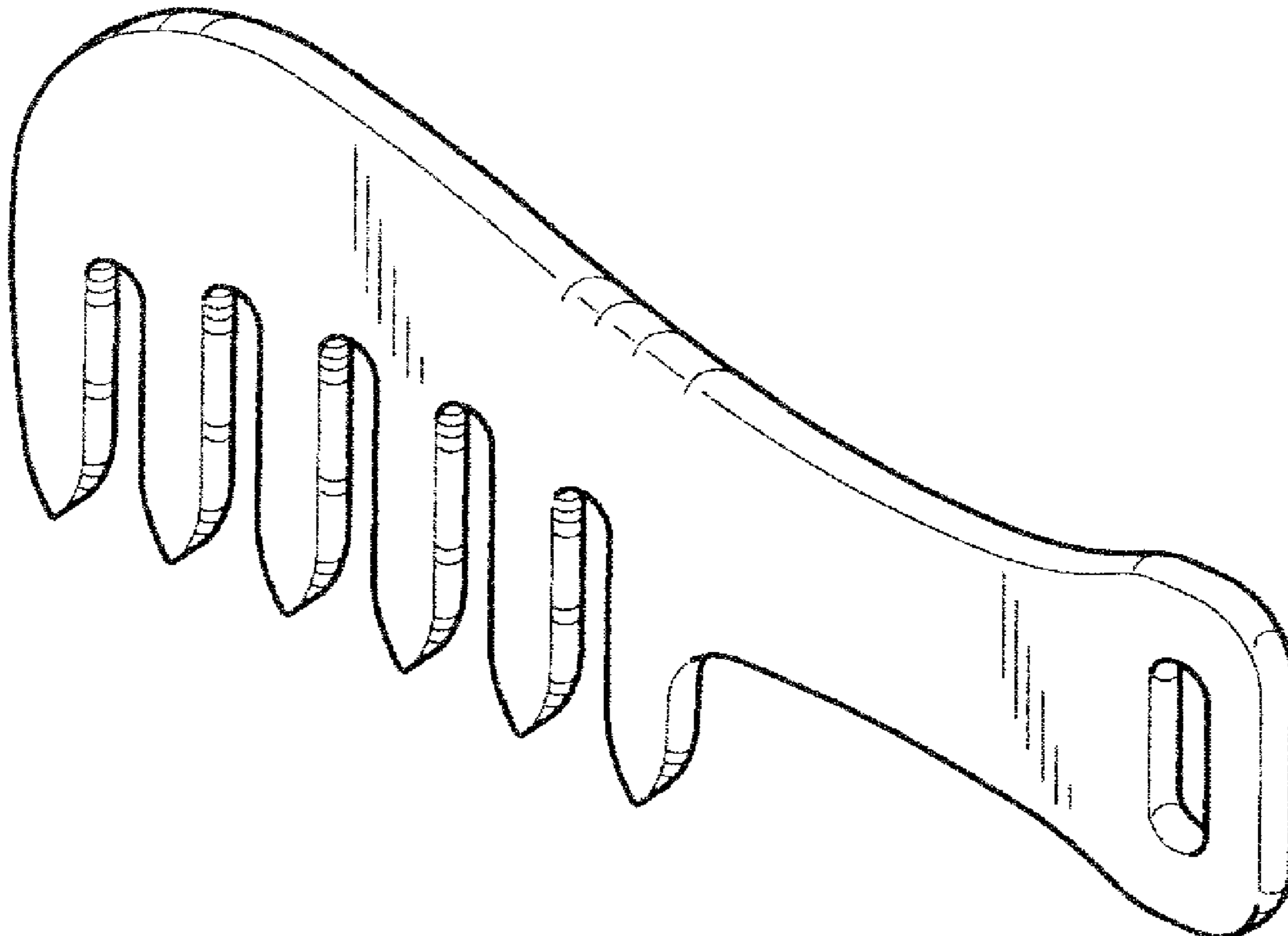
2,915,071 A * 12/1959 Watkins 132/213.1
D247,858 S * 5/1978 Moya D28/30
D270,194 S * 8/1983 Logan D28/30
4,421,129 A * 12/1983 Wingard 132/163
D369,435 S * 4/1996 Bozak D28/30
D372,337 S * 7/1996 Esposito D28/24
D379,011 S * 4/1997 Young D28/30
D418,942 S * 1/2000 Chen D28/22

FIG. 4 is an elevational view of the comb of the present design as seen from the left side of FIG. 3;

FIG. 5 is an end elevational view of the comb of the present design as seen from the right side of FIG. 3; and,

FIG. 6 is an elevational view of the comb from the bottom of FIG. 3.

1 Claim, 1 Drawing Sheet



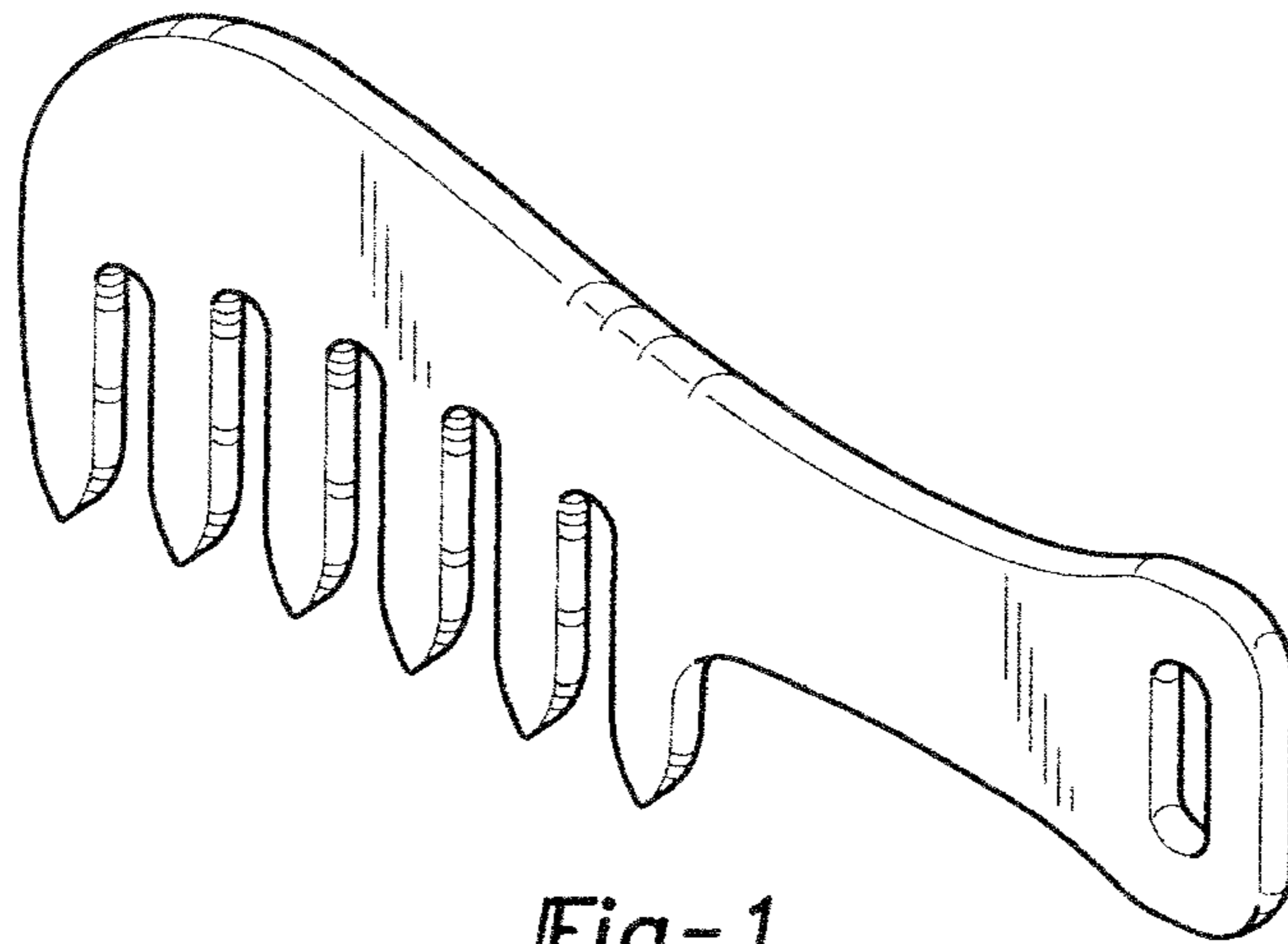


Fig-1




Fig-2



Fig-4

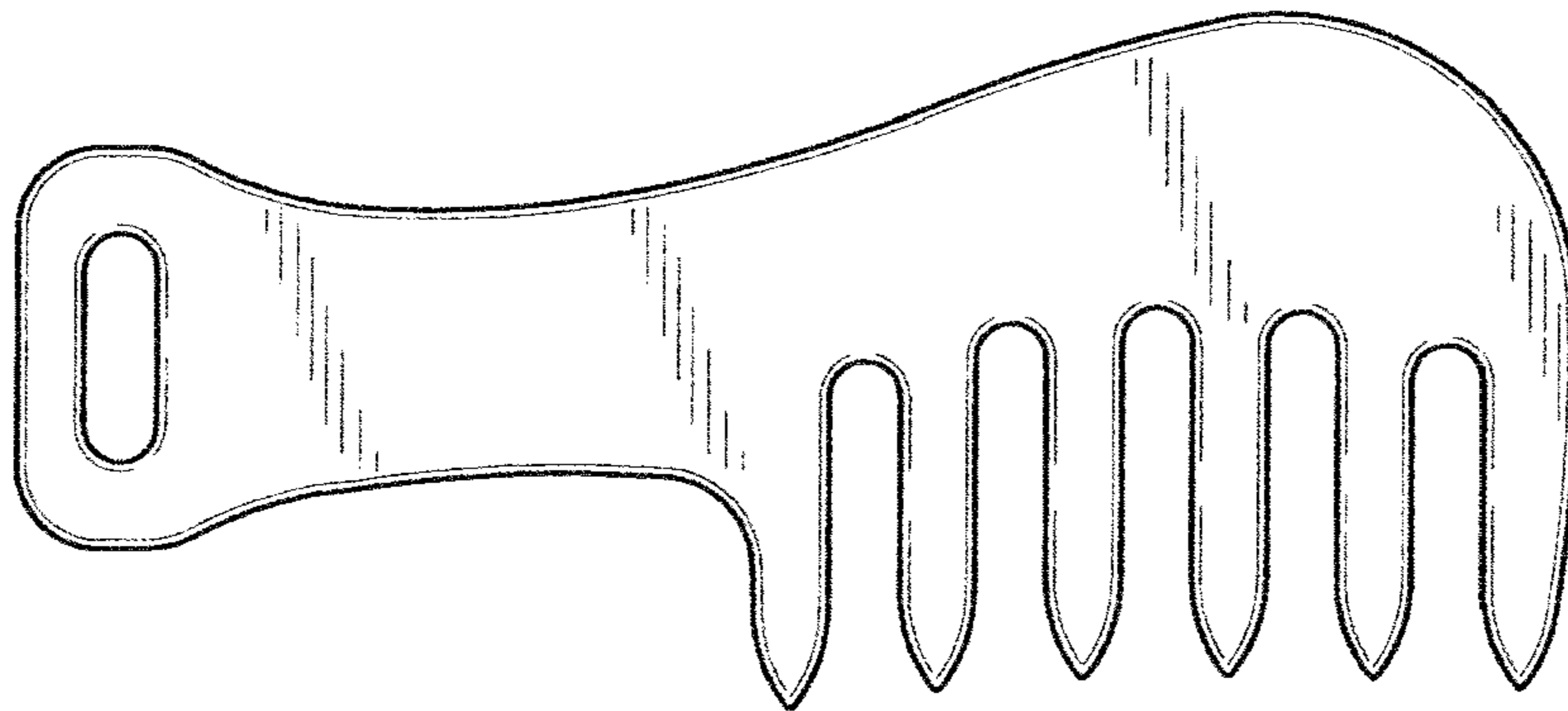


Fig-3



Fig-5



Fig-6