



US00D574108S

(12) **United States Design Patent**  
**Yando et al.**

(10) **Patent No.:** **US D574,108 S**  
(45) **Date of Patent:** **\*\* Jul. 29, 2008**

(54) **LIGHT FIXTURE**

(75) Inventors: **Roslyn Yando**, Brainardsville, NY (US);  
**Andrew Schonbek**, Plattsburgh, NY (US)

(73) Assignee: **Schonbek Worldwide Lighting Inc.**,  
Plattsburgh, NY (US)

(\*\*) Term: **14 Years**

(21) Appl. No.: **29/302,526**

(22) Filed: **Jan. 18, 2008**

(51) **LOC (8) Cl.** ..... **26-99**

(52) **U.S. Cl.** ..... **D26/144; D26/81**

(58) **Field of Classification Search** ..... D26/81-86,  
D26/142-144; 362/147, 404-408  
See application file for complete search history.

(56) **References Cited**

**U.S. PATENT DOCUMENTS**

D778 S *	4/1856	Vance	.....	D26/144
D65,782 S *	10/1924	Klein	.....	D26/81
D69,328 S *	1/1926	Krause	.....	D26/144
5,873,652 A *	2/1999	Bayer et al.	.....	362/405
D408,095 S *	4/1999	Porter	.....	D26/81
6,241,370 B1 *	6/2001	Bayer et al.	.....	362/405
6,854,868 B2 *	2/2005	Wu	.....	362/405
D564,122 S *	3/2008	Young	.....	D26/81

**OTHER PUBLICATIONS**

Both crystal chandeliers on p. 54 of the Crystorama, Inc. 1988 catalog.\*

\* cited by examiner

*Primary Examiner*—Clare E Heflin

(74) *Attorney, Agent, or Firm*—Heslin Rothenberg Farley & Mesiti P.C.

(57) **CLAIM**

The ornamental design for a light fixture, as shown and described.

**DESCRIPTION**

This application is related to commonly assigned, concurrently filed application Ser. No. 29/302,527.

FIG. 1 is an isometric view of the light fixture of the present design;

FIG. 2 is a front elevation view thereof;

FIG. 3 is a right side elevation view thereof, the left side elevation view being a mirror image thereof;



FIG. 4 is a rear elevation view thereof;

FIG. 5 is a top plan view thereof; and,

FIG. 6 is a bottom plan view thereof.

The broken line shown is for illustrative purposes only and forms no part of the claimed invention.

**1 Claim, 6 Drawing Sheets**






FIG. 1




FIG. 2






FIG. 3




FIG. 4

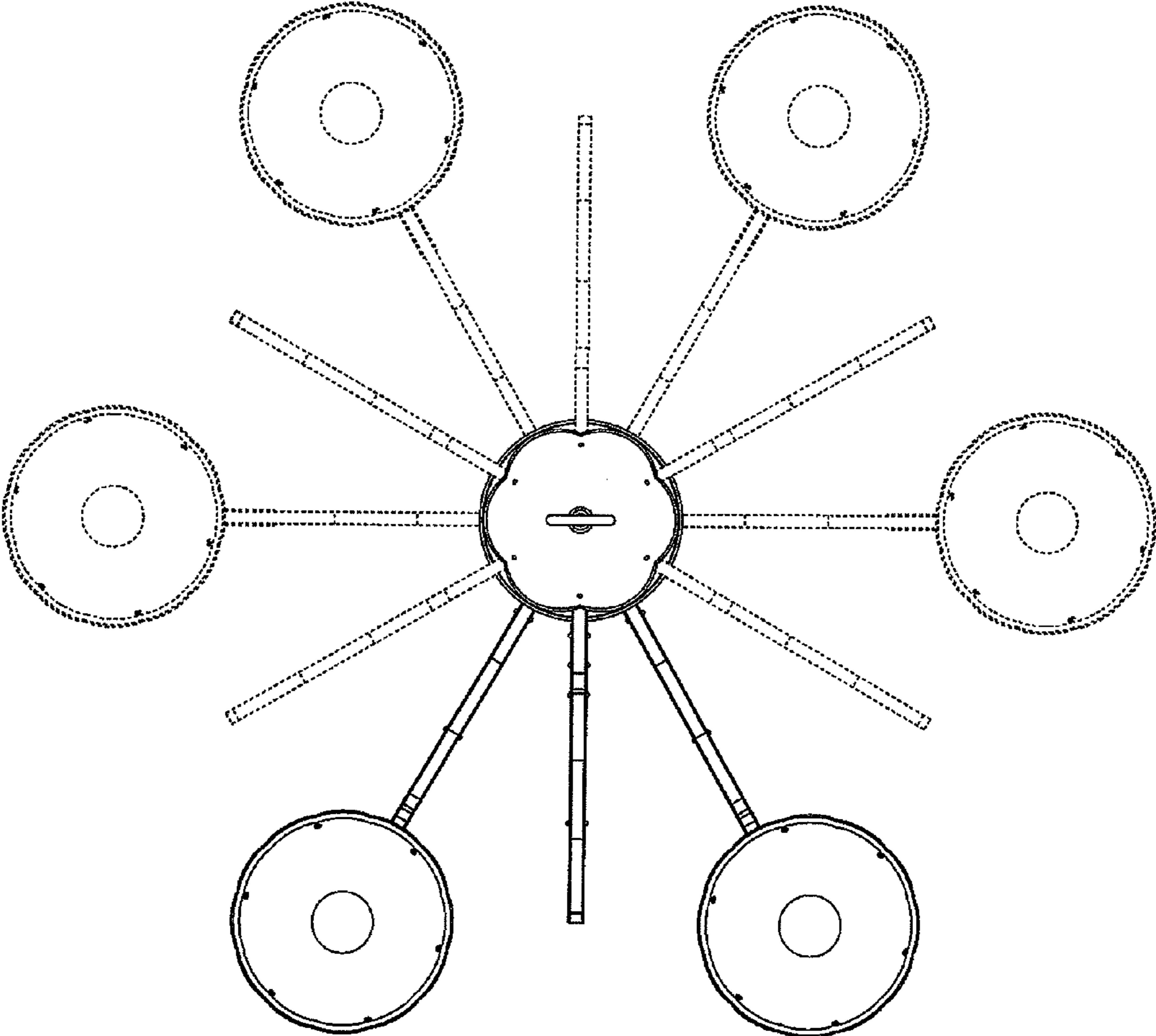


FIG. 5

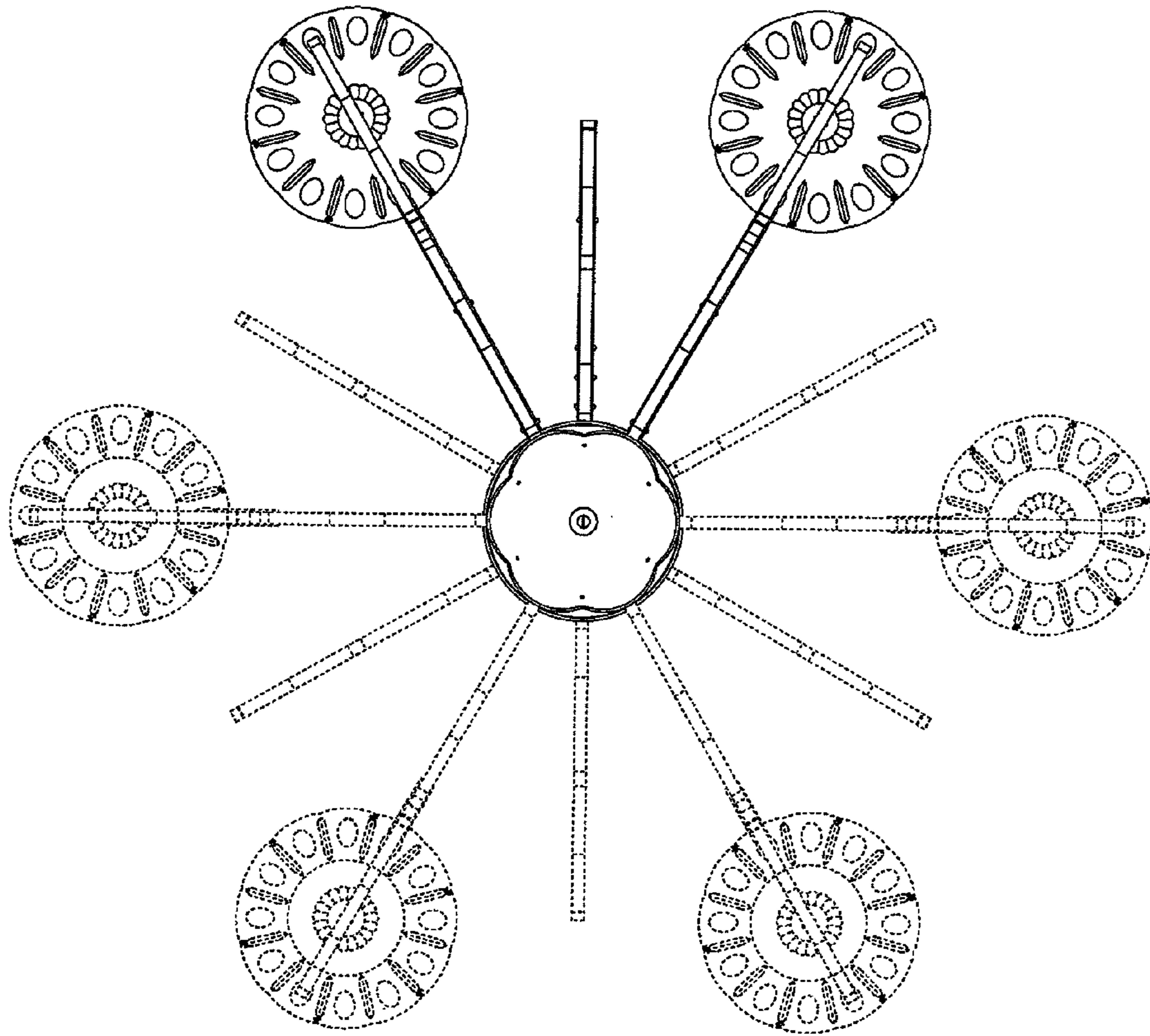


FIG. 6