



US00D574101S

(12) **United States Design Patent**  
**Engel**

(10) **Patent No.:** **US D574,101 S**  
(45) **Date of Patent:** **\*\* Jul. 29, 2008**

(54) **LIGHTING FIXTURE**

EP 000125224 1/2004  
EP 000233184 9/2004

(76) Inventor: **Hartmut S. Engel**, Monrepos Strasse 7,  
Ludwigsburg (DE) 71634

(\*\*) Term: **14 Years**

(21) Appl. No.: **29/249,870**

(22) Filed: **Oct. 24, 2006**

**Related U.S. Application Data**

(63) Continuation of application No. 29/249,574, filed on  
Oct. 12, 2006.

(30) **Foreign Application Priority Data**

Apr. 13, 2006 (EM) ..... 000526702

(51) **LOC (8) Cl.** ..... **26-05**

(52) **U.S. Cl.** ..... **D26/63**

(58) **Field of Classification Search** ..... D26/61,  
D26/63-65, 72, 74, 75, 85-89, 118; 362/147,  
362/148, 364-366

See application file for complete search history.

(56) **References Cited**

**U.S. PATENT DOCUMENTS**

D264,254 S *	5/1982	Heritage	.....	D26/74
D291,253 S *	8/1987	Ortega	.....	D26/29
D400,995 S *	11/1998	LaRosa et al.	.....	D26/63
D437,074 S *	1/2001	Johnson	.....	D26/74
D443,093 S *	5/2001	Chiang	.....	D26/65
D447,593 S *	9/2001	Lee	.....	D26/87
6,568,826 B1 *	5/2003	Kotovskiy	.....	362/147
6,629,771 B2 *	10/2003	Chiu	.....	362/368
6,755,557 B2 *	6/2004	Stauner et al.	.....	362/364
D516,239 S *	2/2006	Wachter	.....	D26/118
D526,735 S *	8/2006	Targetti	.....	D26/63

**FOREIGN PATENT DOCUMENTS**

EP 000123864 1/2004

**OTHER PUBLICATIONS**

Cens Lighting Catalog, Mar. 2005, p. 133, item #BC321,  
270X90X130(H).\*

Cens Lighting Catalog, Mar. 2005, p. 136, Architectural Lighting-  
CDMT G12, G8.5.\*

Cens Lighting Catalog, Mar. 2005, p. 148, item #JX-555D-3.\*

\* cited by examiner

*Primary Examiner*—Cathron Brooks

*Assistant Examiner*—Barbara Fox

(74) *Attorney, Agent, or Firm*—Lewis and Roca LLP

(57) **CLAIM**

The ornamental design for a lighting fixture, as shown and  
described.

**DESCRIPTION**

This invention relates to an ornamental design for a lamp  
acting as a lighting fixture.

FIG. 1 is a bottom view of a lighting fixture showing my new  
design, in an untilted, closed position.

FIG. 2 is a bottom perspective view thereof;

FIG. 3 is another bottom perspective view thereof;

FIG. 4 is another bottom perspective view thereof, in an  
untilted, open position;

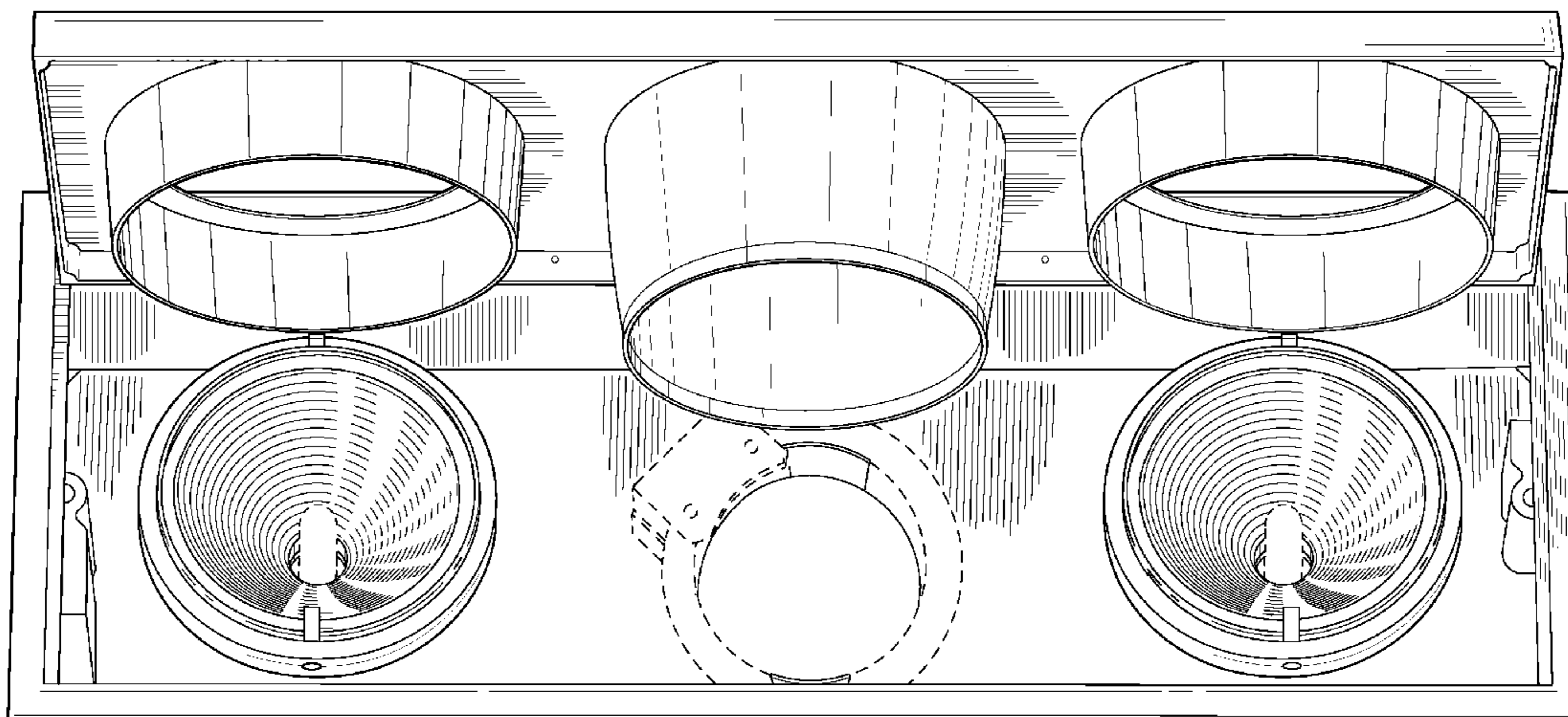
FIG. 5 is another bottom perspective view thereof, in an  
untilted, open position;

FIG. 6 is a bottom view of a lighting fixture showing my new  
design, in a closed position, with the light bulb receivers tilted  
outwards; and,

FIG. 7 is a bottom perspective view of a the lighting fixture, in  
a closed position, with the light bulb receivers tilted outwards.

The broken lines shown in the drawings illustrate unclaimed  
portions of the article and form no part of the claimed design.

**1 Claim, 7 Drawing Sheets**



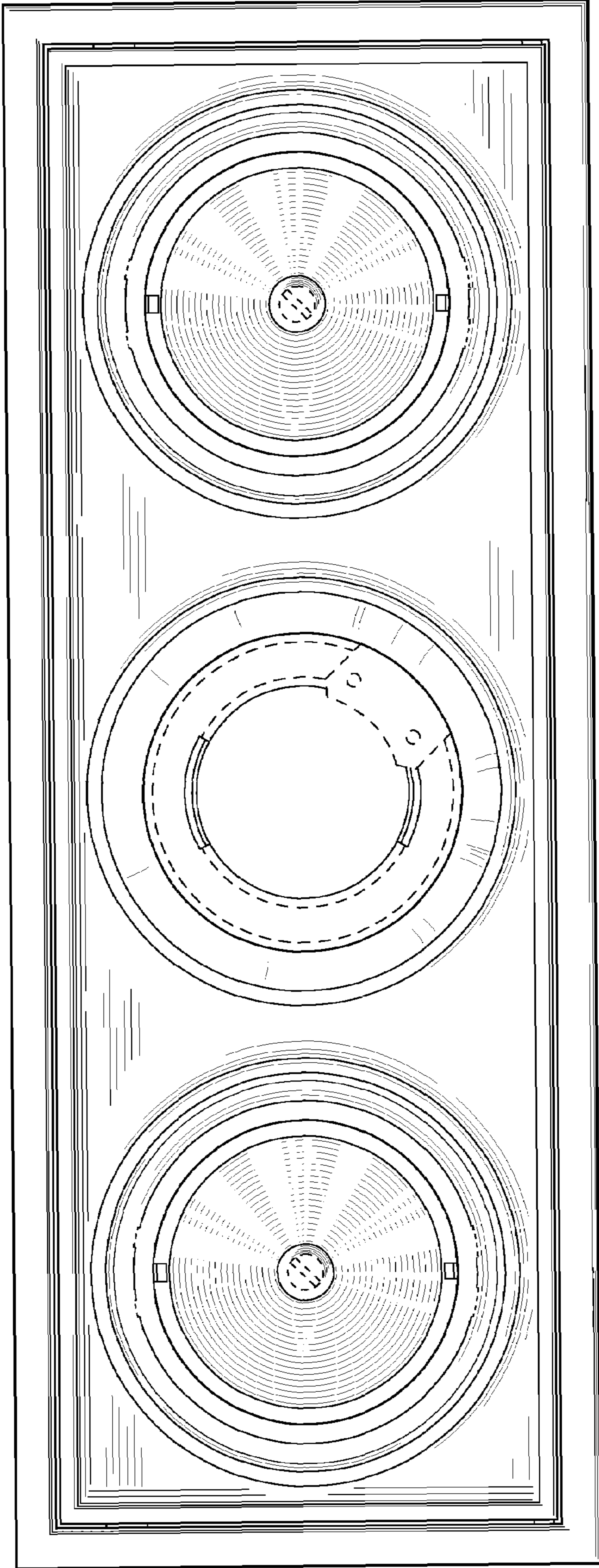


Fig. 1

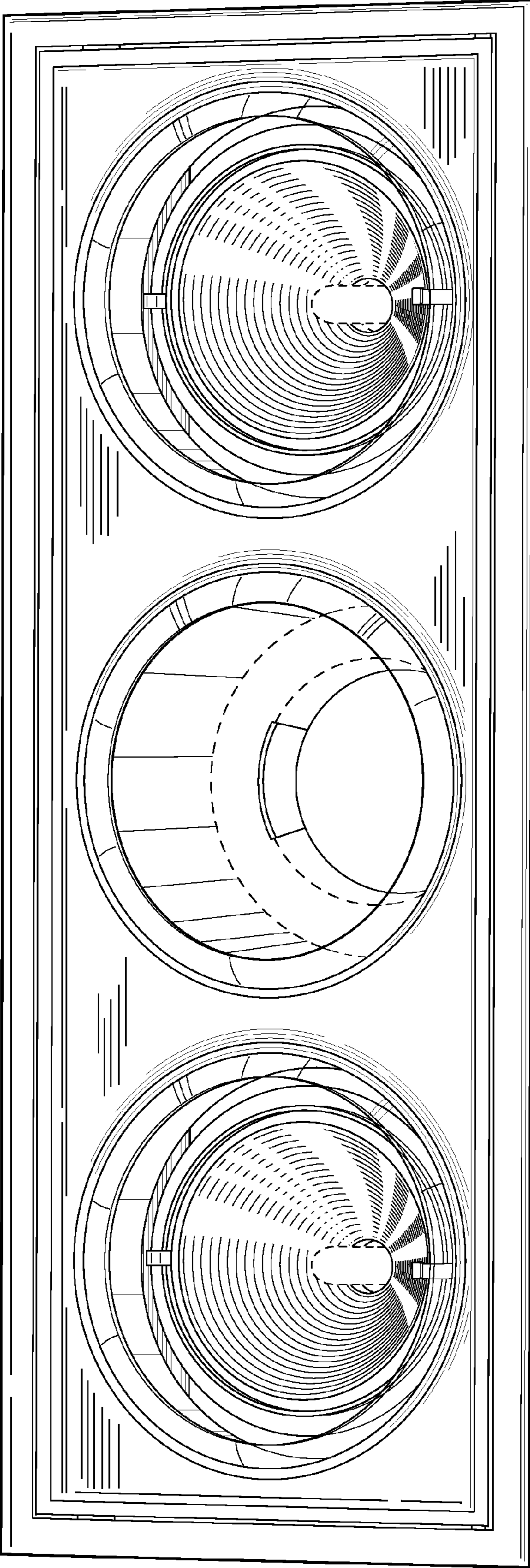


Fig. 2

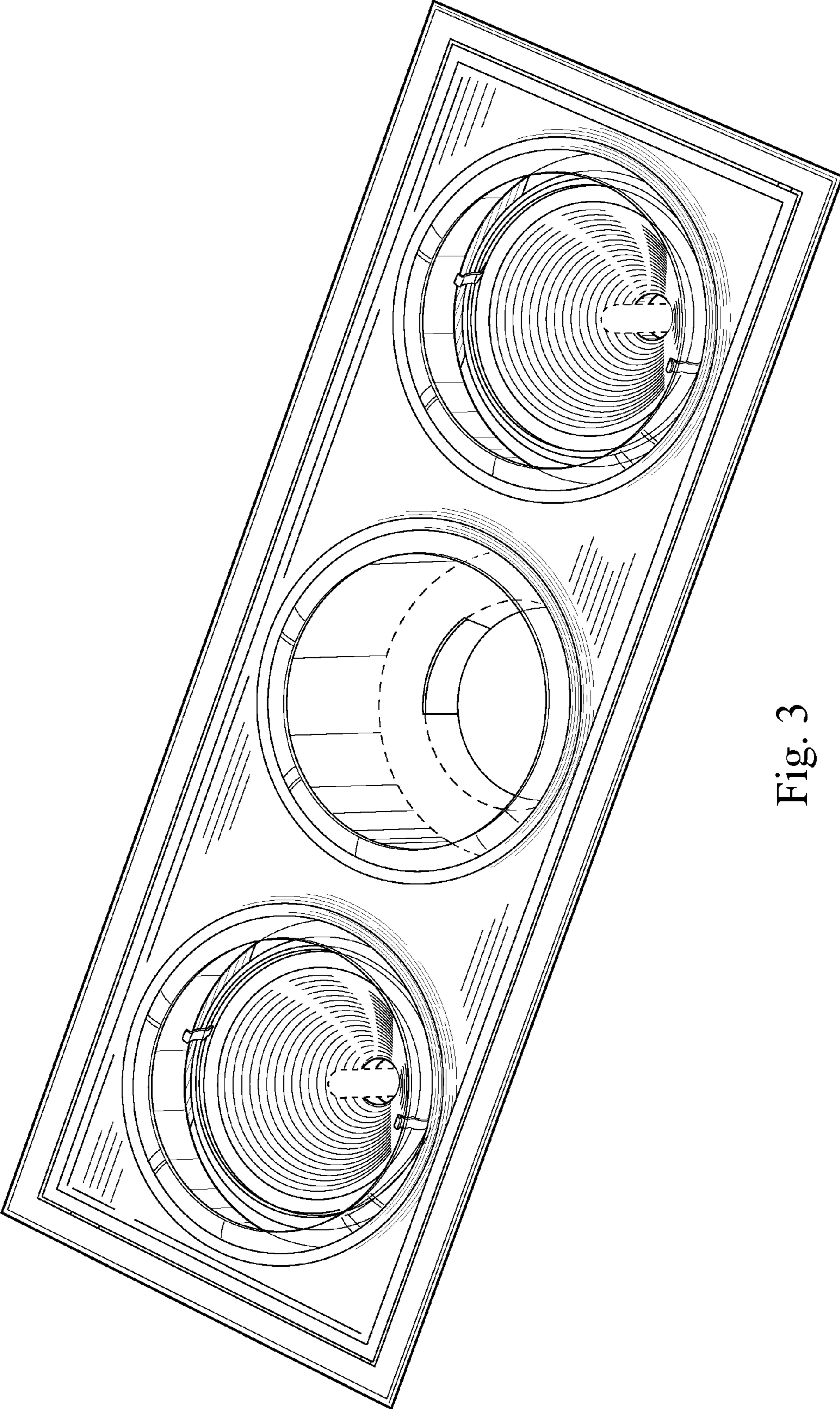


Fig. 3

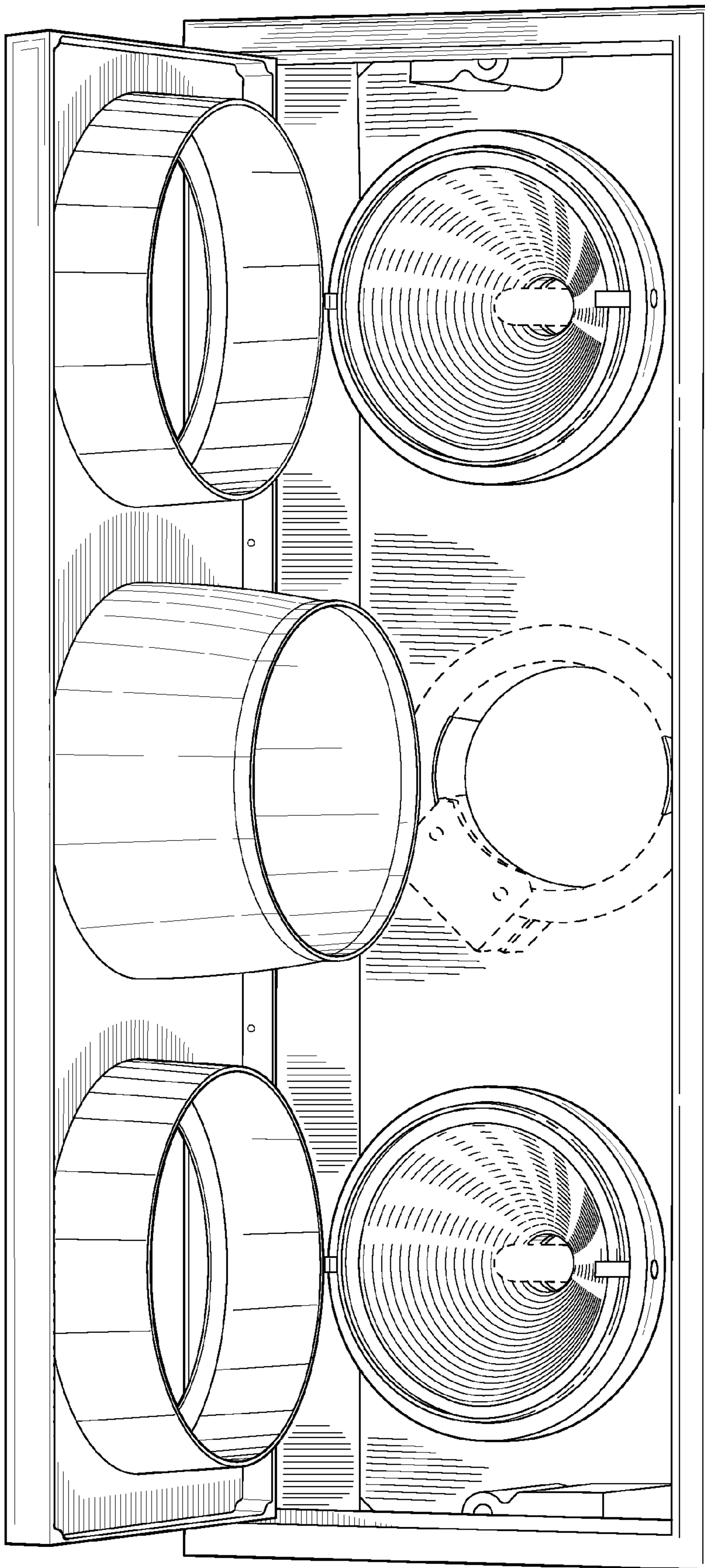


Fig. 4

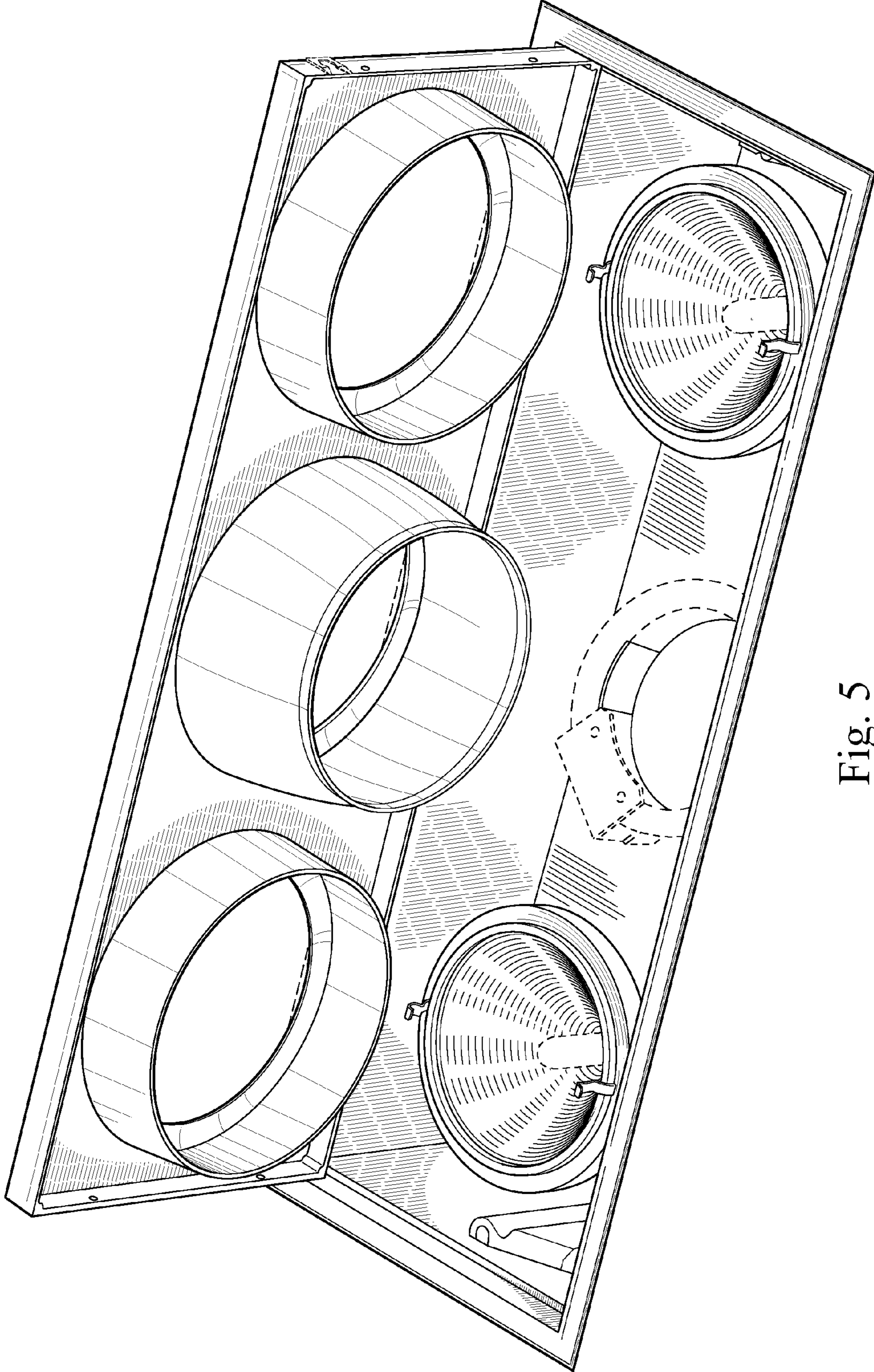


Fig. 5

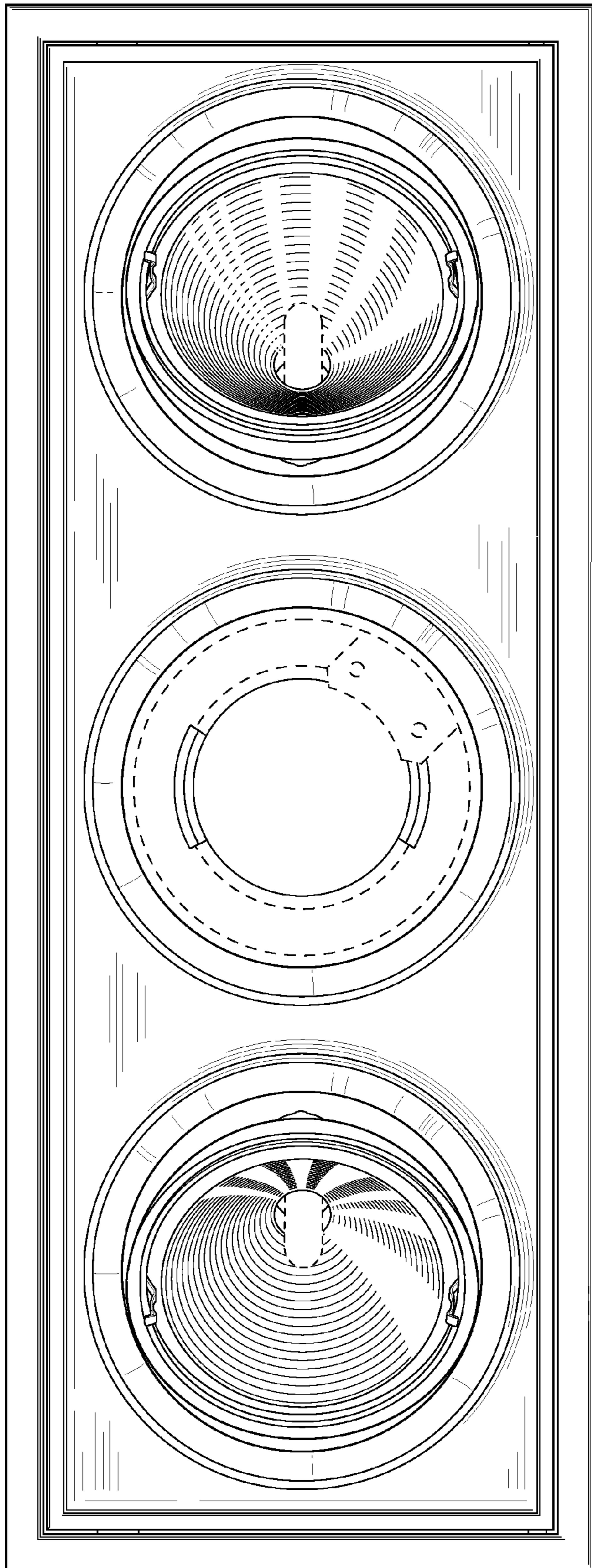


Fig. 6

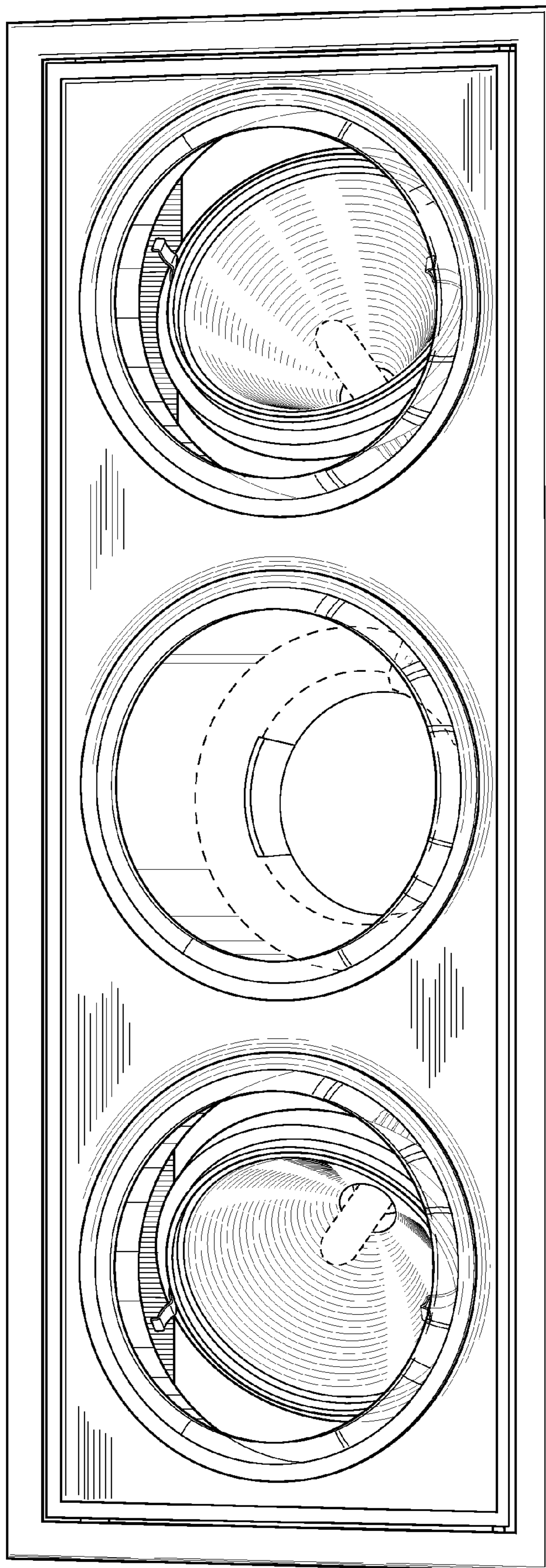


Fig. 7