



US00D574094S

(12) **United States Design Patent**  
**Kitagawa et al.**

(10) **Patent No.:** **US D574,094 S**  
(45) **Date of Patent:** **\*\* Jul. 29, 2008**

(54) **FLUORESCENT LAMP**

(75) Inventors: **Hiroki Kitagawa**, Kadoma (JP); **Shiro Iida**, Kadoma (JP)

(73) Assignee: **Matsushita Electric Industrial Co., Ltd.**, Osaka (JP)

(\*\*) Term: **14 Years**

(21) Appl. No.: **29/286,978**

(22) Filed: **May 24, 2007**

3,989,335 A	11/1976	Belokin, Jr.	
4,122,510 A *	10/1978	Halliday, Jr.	362/189
4,514,793 A *	4/1985	Andreasen	362/306
4,581,687 A *	4/1986	Nakanishi	362/653
4,642,741 A	2/1987	Cohn	
4,661,890 A *	4/1987	Watanabe et al.	362/217
4,695,768 A	9/1987	Covington et al.	
4,906,891 A	3/1990	Takagi et al.	
4,926,300 A *	5/1990	Ralston	362/189
4,974,131 A	11/1990	Paradiso	
5,079,678 A	1/1992	Parker	
D340,296 S *	10/1993	Bachetzky et al.	D26/3

(Continued)

**Related U.S. Application Data**

(63) Continuation of application No. 29/285,324, filed on Mar. 27, 2007.

**Foreign Application Priority Data**

Feb. 16, 2007 (JP) ..... 2007-003751

(51) **LOC (8) Cl.** ..... **26-04**

(52) **U.S. Cl.** ..... **D26/3**

(58) **Field of Classification Search** ..... D26/1-4;  
313/313, 315, 317, 318, 493; 315/52, 53,  
315/56, 57, 58

See application file for complete search history.

(56) **References Cited**

**U.S. PATENT DOCUMENTS**

2,153,366 A	4/1939	Darley	
D121,420 S *	7/1940	MacCarthy	D26/78
2,227,739 A	1/1941	Pollard	
2,283,454 A	5/1942	Osterloo	
2,311,877 A	2/1943	Schelgunov	
D155,484 S *	10/1949	Comiskey et al.	D26/142
2,488,677 A	11/1949	McCann	
2,499,677 A	3/1950	Pearce	
D162,744 S *	4/1951	McCann	D26/78
D210,289 S *	2/1968	Kitagawa et al.	D26/3
D214,911 S	8/1969	Morgan	
3,587,167 A	6/1971	Levin	
3,796,869 A *	3/1974	Stone	362/84
3,976,986 A	8/1976	Zabroski	

**FOREIGN PATENT DOCUMENTS**

JP D 600082 5/1983

**OTHER PUBLICATIONS**

Kitagawa et al., U.S. Design Application entitled "Base for Fluorescent Lamp," U.S. Appl. No. 29/285,324, filed Mar. 27, 2007.

(Continued)

*Primary Examiner*—Marcus A. Jackson

(74) *Attorney, Agent, or Firm*—Brinks Hofer Gilson Lione

(57) **CLAIM**

We claim the ornamental design for a fluorescent lamp, as shown and described.

**DESCRIPTION**

FIG. 1 is a front perspective view of a fluorescent lamp of the present invention;

FIG. 2 is a front view thereof;

FIG. 3 is a rear view thereof;


FIG. 4 is a first side view thereof;

FIG. 5 is a second side view thereof;

FIG. 6 is a top view thereof; and,

FIG. 7 is a bottom view thereof.

**1 Claim, 7 Drawing Sheets**



# US D574,094 S

Page 2

## U.S. PATENT DOCUMENTS

5,299,108 A \* 3/1994 Griffin ..... 362/189  
5,331,734 A 7/1994 Hunt  
5,351,896 A \* 10/1994 Nuttall ..... 241/99  
5,369,558 A \* 11/1994 Munz ..... 362/375  
D360,047 S \* 7/1995 Zimmerman et al. .... D26/67  
D362,321 S \* 9/1995 Houssin et al. .... D26/63  
5,551,643 A 9/1996 Chapin  
5,632,547 A \* 5/1997 Ge et al. .... 362/16  
5,768,663 A 6/1998 Lin  
D397,811 S 9/1998 Vakil  
5,864,461 A 1/1999 Cho  
5,904,415 A 5/1999 Robertson et al.  
D428,105 S \* 7/2000 Holcombe ..... D22/134  
D436,078 S 1/2001 Korte  
D448,499 S \* 9/2001 Choi ..... D26/3  
D481,471 S 10/2003 Farmer  
6,641,285 B2 \* 11/2003 Liu ..... 362/249  
D487,815 S \* 3/2004 Hoernig ..... D26/87

6,726,496 B1 4/2004 Reich et al.  
D490,294 S \* 5/2004 Dayan ..... D8/354  
6,773,141 B2 8/2004 Zhao et al.  
6,779,907 B2 \* 8/2004 Beadle ..... 362/145  
D497,442 S \* 10/2004 Patel ..... D26/28  
D521,451 S 5/2006 Wiskerke  
D521,676 S \* 5/2006 Richner ..... D26/78  
D528,229 S 9/2006 Kakuno et al.  
D556,943 S \* 12/2007 Kitagawa et al. .... D26/138

## OTHER PUBLICATIONS

Kitagawa et al., U.S. Design Application entitled "Base for Fluorescent Lamp," U.S. Appl. No. 29/285,341, filed Mar. 27, 2007.  
Kitagawa et al., U.S. Design Application entitled "Fluorescent Lamp," U.S. Appl. No. 29/286,906, filed May 22, 2007.  
Kitagawa et al., U.S. Design Application entitled "Fluorescent Lamp," U.S. Appl. No. 29/286,969, filed May 24, 2007.

\* cited by examiner

FIG. 1




FIG.2



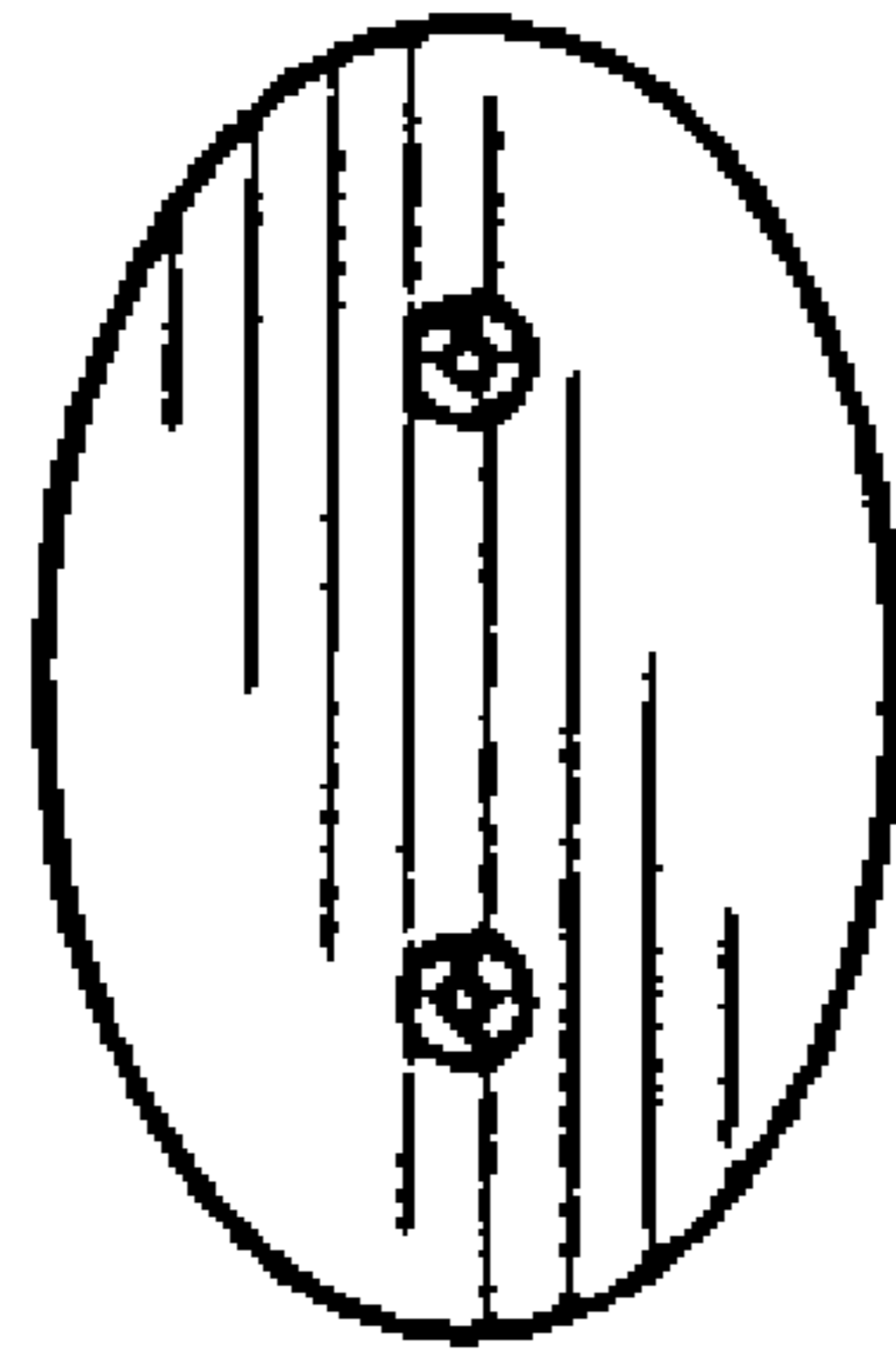


FIG.3



*FIG. 4*



*FIG. 5*

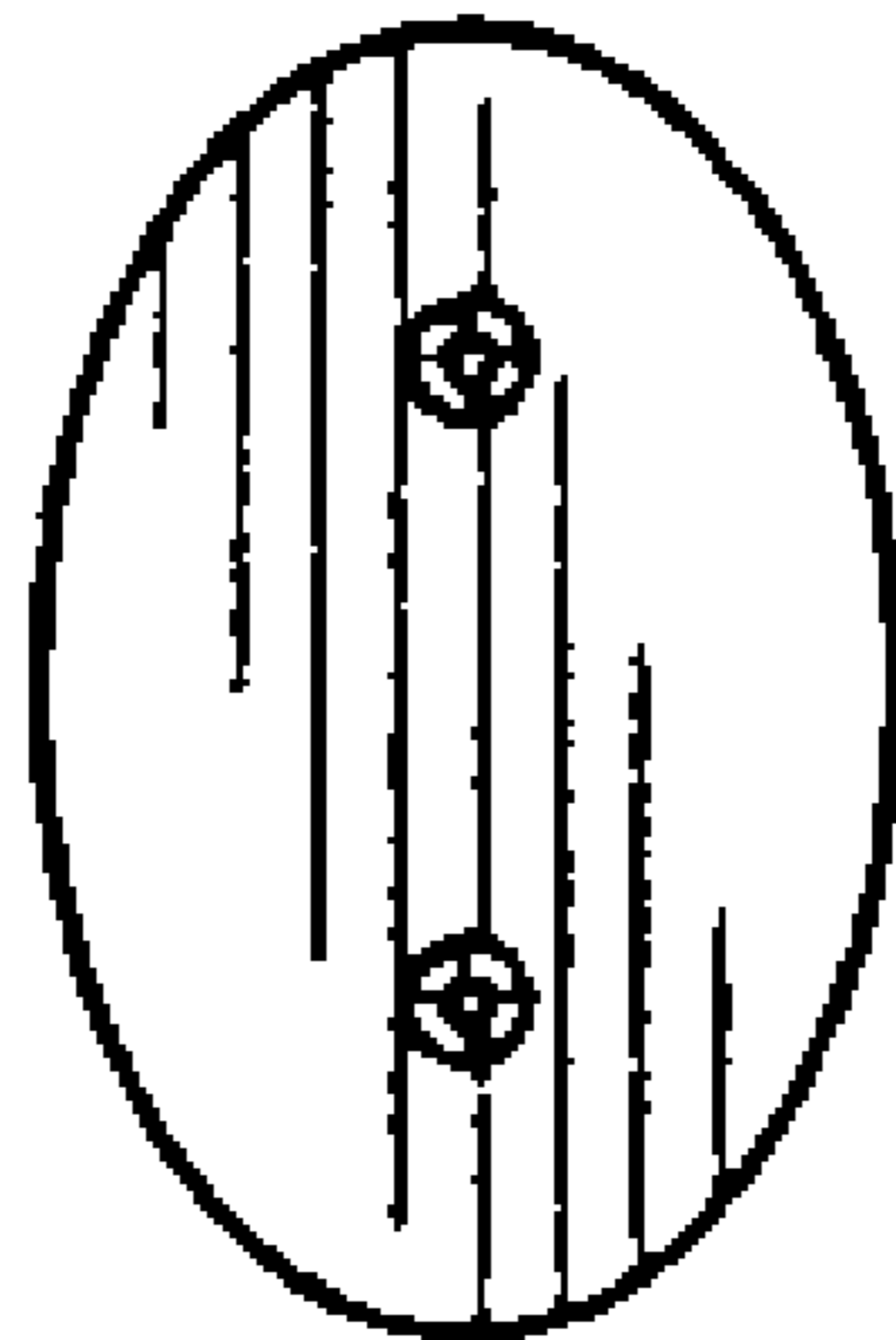


FIG. 6






FIG. 7

