



US00D574066S

(12) **United States Design Patent**
Hanna

(10) **Patent No.:** **US D574,066 S**
(45) **Date of Patent:** **** Jul. 29, 2008**

(54) **DRAIN COVER**

(75) Inventor: **Ken S. Hanna**, Adell, WI (US)

(73) Assignee: **Kohler Co.**, Kohler, WI (US)

(**) Term: **14 Years**

(21) Appl. No.: **29/279,628**

(22) Filed: **May 4, 2007**

(51) **LOC (8) Cl.** **23-01**

(52) **U.S. Cl.** **D23/261**

(58) **Field of Classification Search** D23/260,
D23/261; D4/130; 4/222.1, 309, 286–293,
4/255.07, 680–682, 694; 137/493

See application file for complete search history.

(56) **References Cited**

U.S. PATENT DOCUMENTS

1,496,595	A *	6/1924	Pasman	4/287
D275,315	S *	8/1984	Sarnoff et al.	D23/261
D335,700	S *	5/1993	Sarnoff et al.	D23/261
D361,635	S *	8/1995	Sarnoff et al.	D32/42
D564,636	S *	3/2008	Hanna	D23/261
2006/0219619	A1	10/2006	St-Cyr		

OTHER PUBLICATIONS

Linkasink. “3 Flower Drain”. Homeportfolio.com online catalog.
Copyright 1997-2007 HomePortfolio Inc.

Linkasink. “D121 Celtic Knot”. Waveplumbing.com online catalog.
copyright 2004, 2005 Wave Plumbing.

* cited by examiner

Primary Examiner—Louis S Zarfaz

Assistant Examiner—Eric L Goodman

(74) *Attorney, Agent, or Firm*—Quarles & Brady LLP

(57) **CLAIM**

The ornamental design for a drain cover, as shown and described.

DESCRIPTION

In a preferred embodiment, the nature of this product is a cover for a drain opening in a plumbing fixture such a lavatory or a bathtub.

FIG. 1 is a top, front perspective view of a drain cover according to my new design;

FIG. 2 is a top plan view thereof;

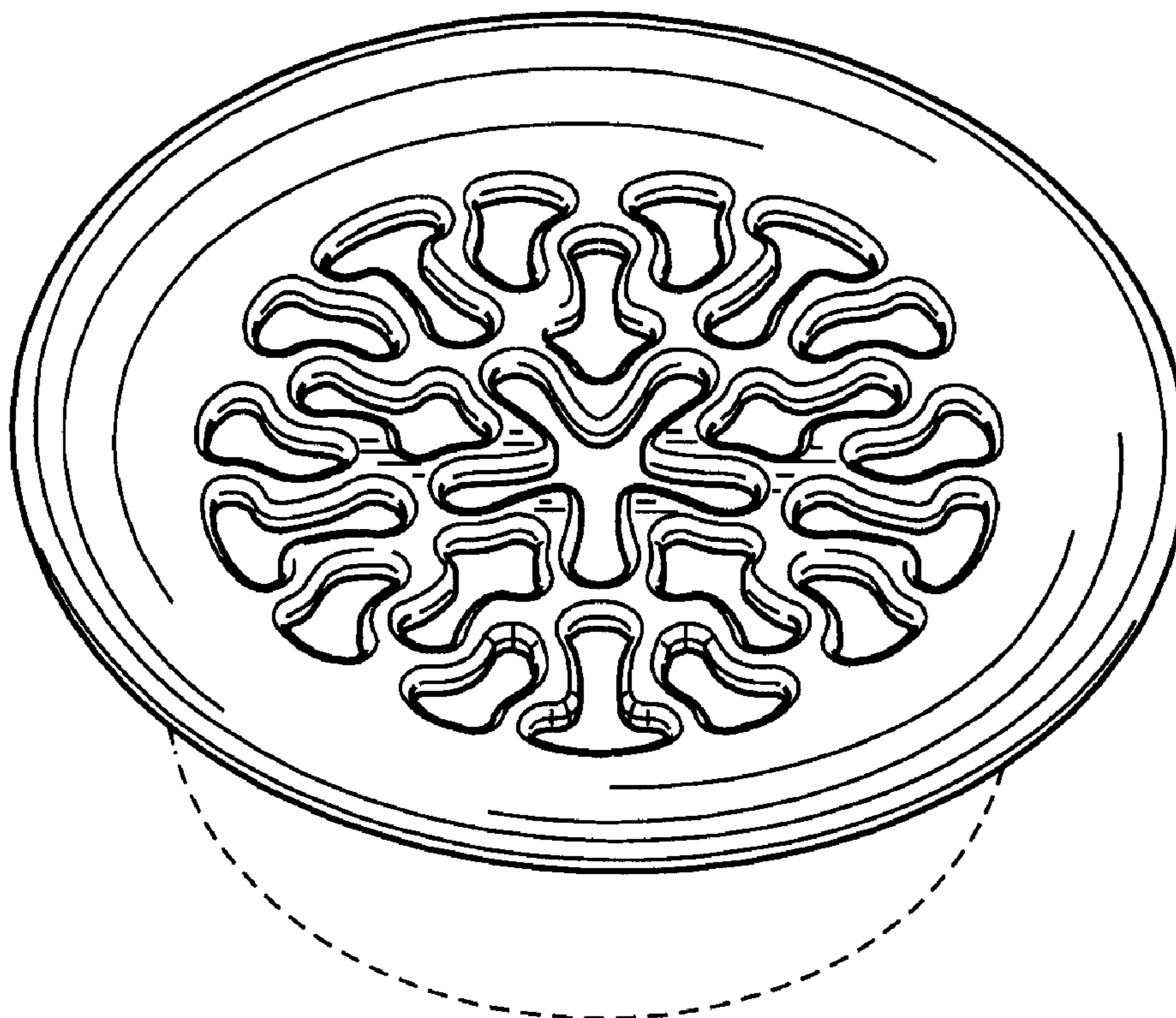
FIG. 3 is a front elevational view thereof;

FIG. 4 is a bottom plan view thereof; and,

FIG. 5 is front sectional view thereof taken along line 5—5 of FIG. 2.

The broken line representations in the figures are for the purpose of illustration only, and form no part of the claimed design.

1 Claim, 3 Drawing Sheets



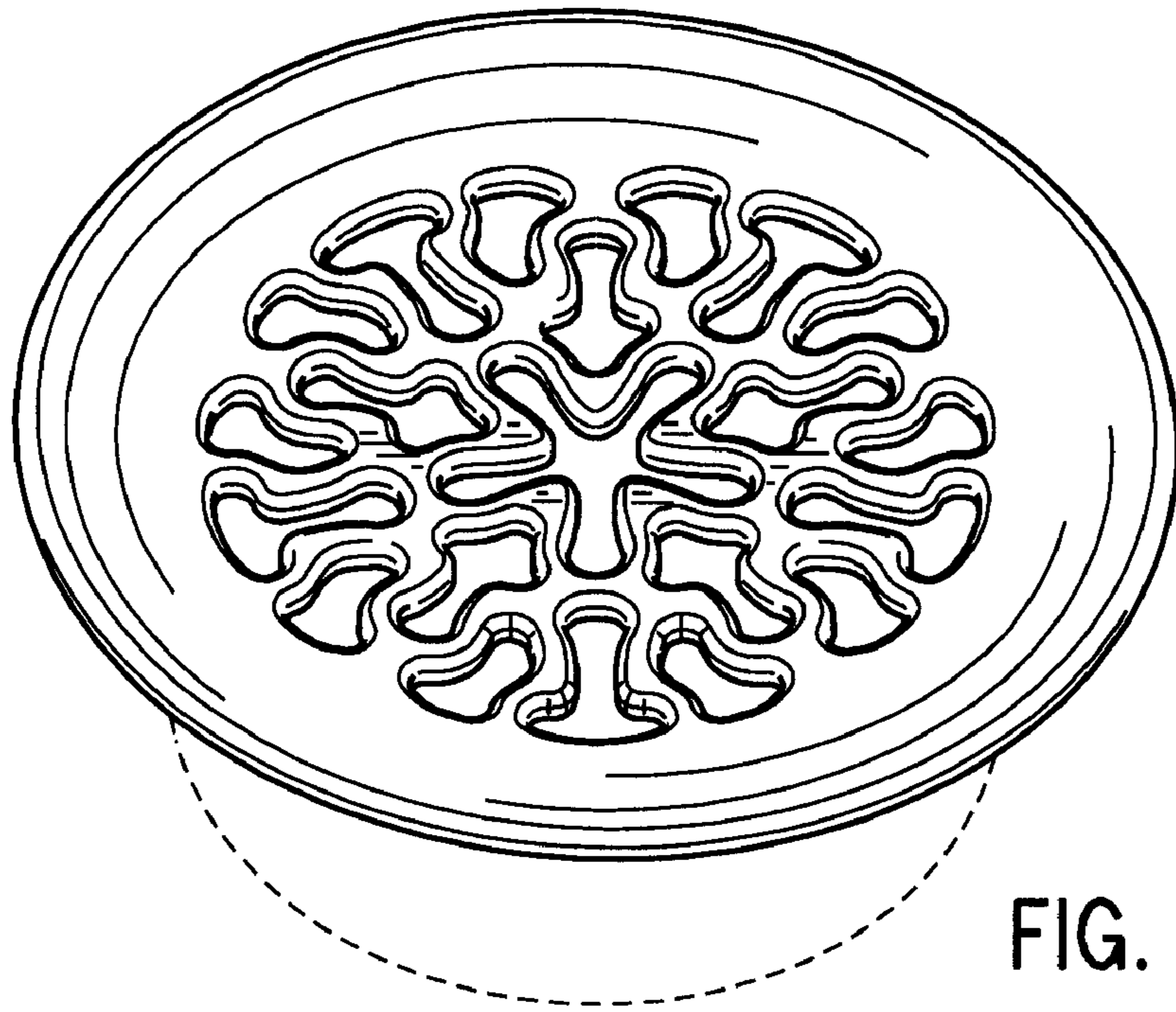


FIG. 1

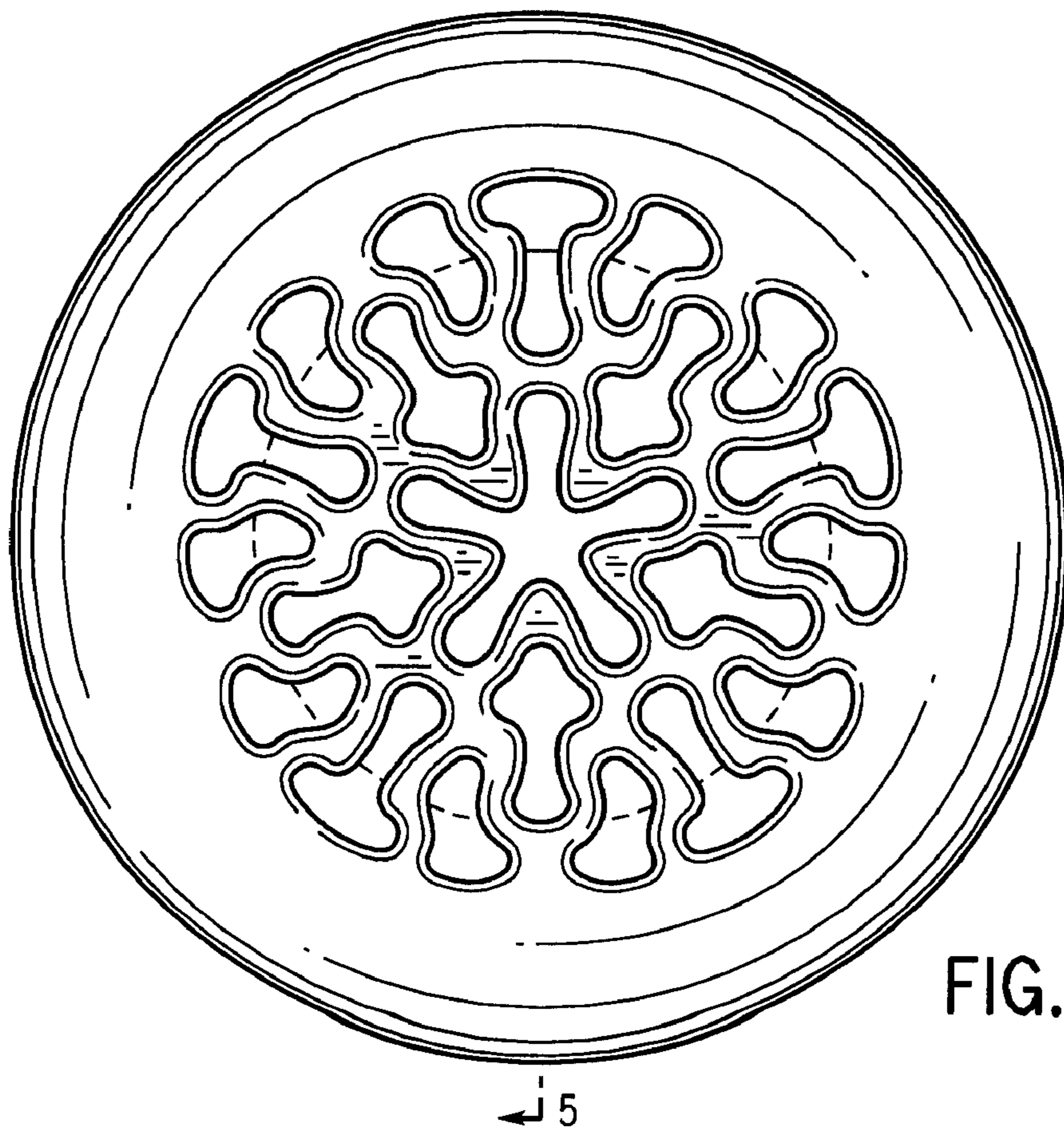


FIG. 2




FIG. 3

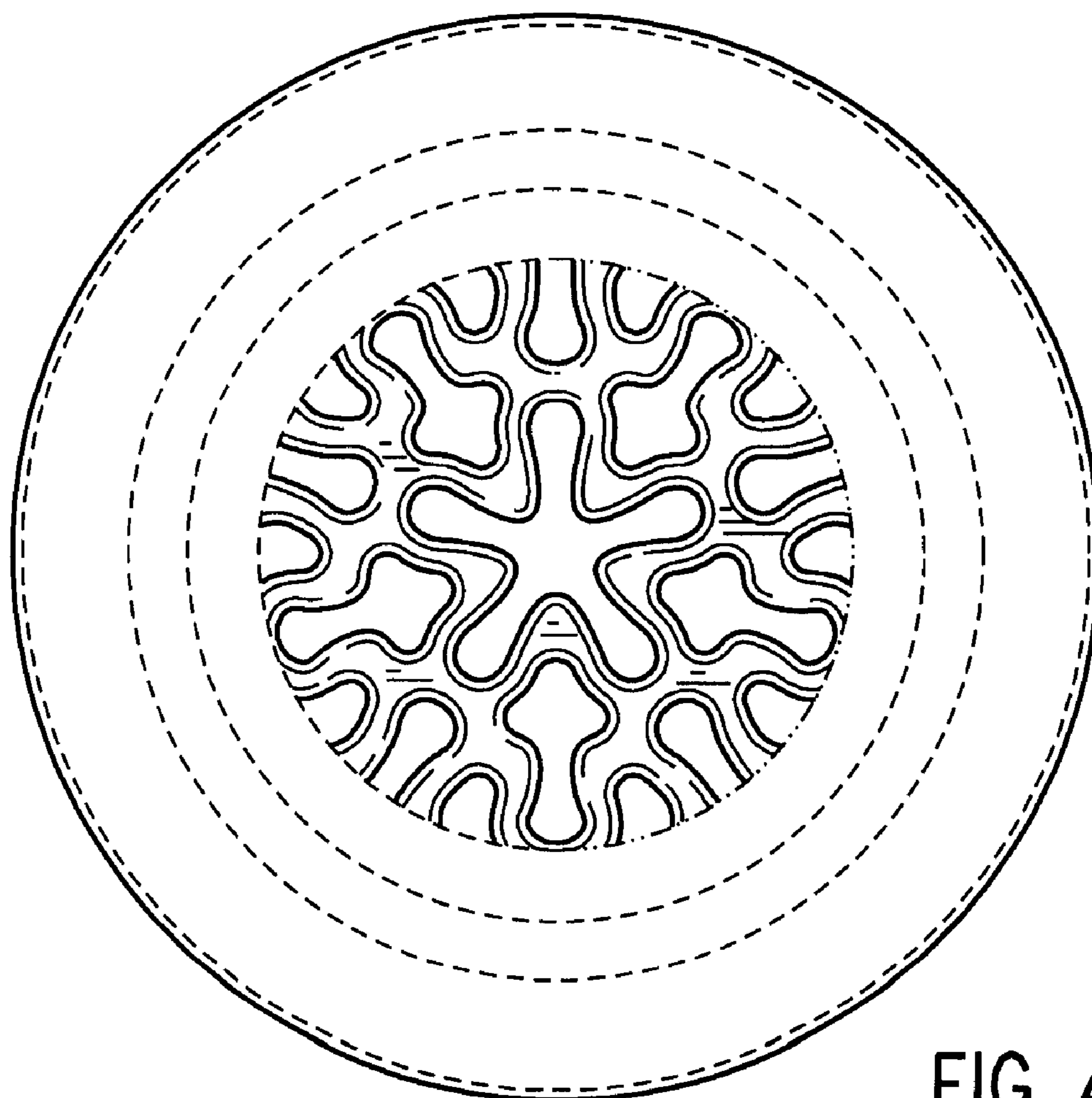


FIG. 4

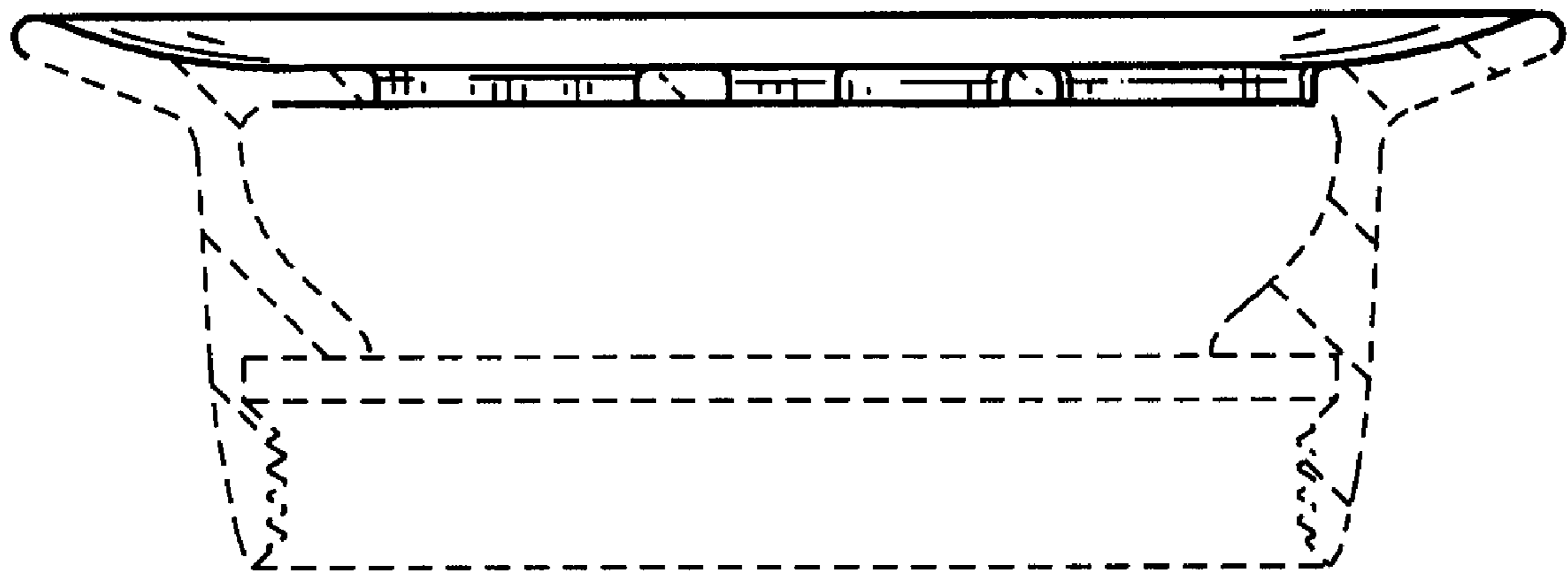


FIG. 5