



US00D574053S

(12) **United States Design Patent**  
**McGarry**

(10) **Patent No.:** **US D574,053 S**  
(45) **Date of Patent:** **\*\* Jul. 29, 2008**

- (54) **PISTOL**
- (75) Inventor: **James McGarry**, Prescott Valley, AZ (US)
- (73) Assignee: **Sturm, Ruger & Company, Inc.**, Southport, CT (US)
- (\*\*) Term: **14 Years**
- (21) Appl. No.: **29/292,116**
- (22) Filed: **Sep. 28, 2007**
- (51) **LOC (8) Cl.** ..... **22-01**
- (52) **U.S. Cl.** ..... **D22/104**
- (58) **Field of Classification Search** ..... D22/100, D22/104, 105, 108; D21/567, 570, 573-575; 362/110, 113; 42/1.02, 7, 50, 65, 70.11, 42/74, 75.03, 117, 22, 84, 37, 40, 114, 85, 42/71.02

See application file for complete search history.

(56) **References Cited**

**U.S. PATENT DOCUMENTS**

5,042,185	A *	8/1991	Justice, Sr.	42/70.11
D359,098	S *	6/1995	Stevens	D22/104
5,526,600	A *	6/1996	Chesnut et al.	42/50
D387,841	S *	12/1997	Hochstrate et al.	D22/104
5,741,996	A *	4/1998	Ruger et al.	42/22
6,370,806	B1 *	4/2002	Klebes et al.	42/84
D464,702	S *	10/2002	Mauch et al.	D22/104
D505,476	S	5/2005	McGarry	
6,928,764	B2 *	8/2005	Freed	42/71.02
D516,661	S	3/2006	McGarry	
2004/0031181	A1 *	2/2004	Freed	42/71.02
2006/0130386	A1 *	6/2006	Pikielny	42/85

**OTHER PUBLICATIONS**

Author Unknown, 475 Years Young, Guns & Ammo, Mar. 2002.  
D.K. Pridgen, Gun Safety Roundup, Combat Handguns, Aug. 2000.  
Author Unknown, title unknown, Combat Handguns, Mar. 2001, p. 91.

Frank James, New Taurus Tracker .41Mag, Combat Handguns, Feb. 2001, pp. 10-12, p. 90.  
Author Unknown, Smith & Wesson 4566TSW .45 ACP, Gun Tests, May 2001, p. 6.  
Dave Anderson, Combat Shooting, American Handgunner, May/June 2003, p. 34.  
Mike Boyle, New Taurus PT-145 .45ACP, Combat Handguns, Feb. 2002, pp. 40-42.  
Roger Combs, Guns & Gear, Handguns, Oct. 2002, p. 51.  
James McGarry, U.S. Appl. No.: 29/289,585, filed Jul. 25, 2007.  
James McGarry, U.S. Appl. No.: 29/289,584, filed Jul. 25, 2007.  
James McGarry, U.S. Appl. No.: 29/289,583, filed Jul. 25, 2007.

\* cited by examiner

*Primary Examiner*—Ian Simmons  
*Assistant Examiner*—Melaine Levy  
(74) *Attorney, Agent, or Firm*—Duane Morris, LLP

(57) **CLAIM**

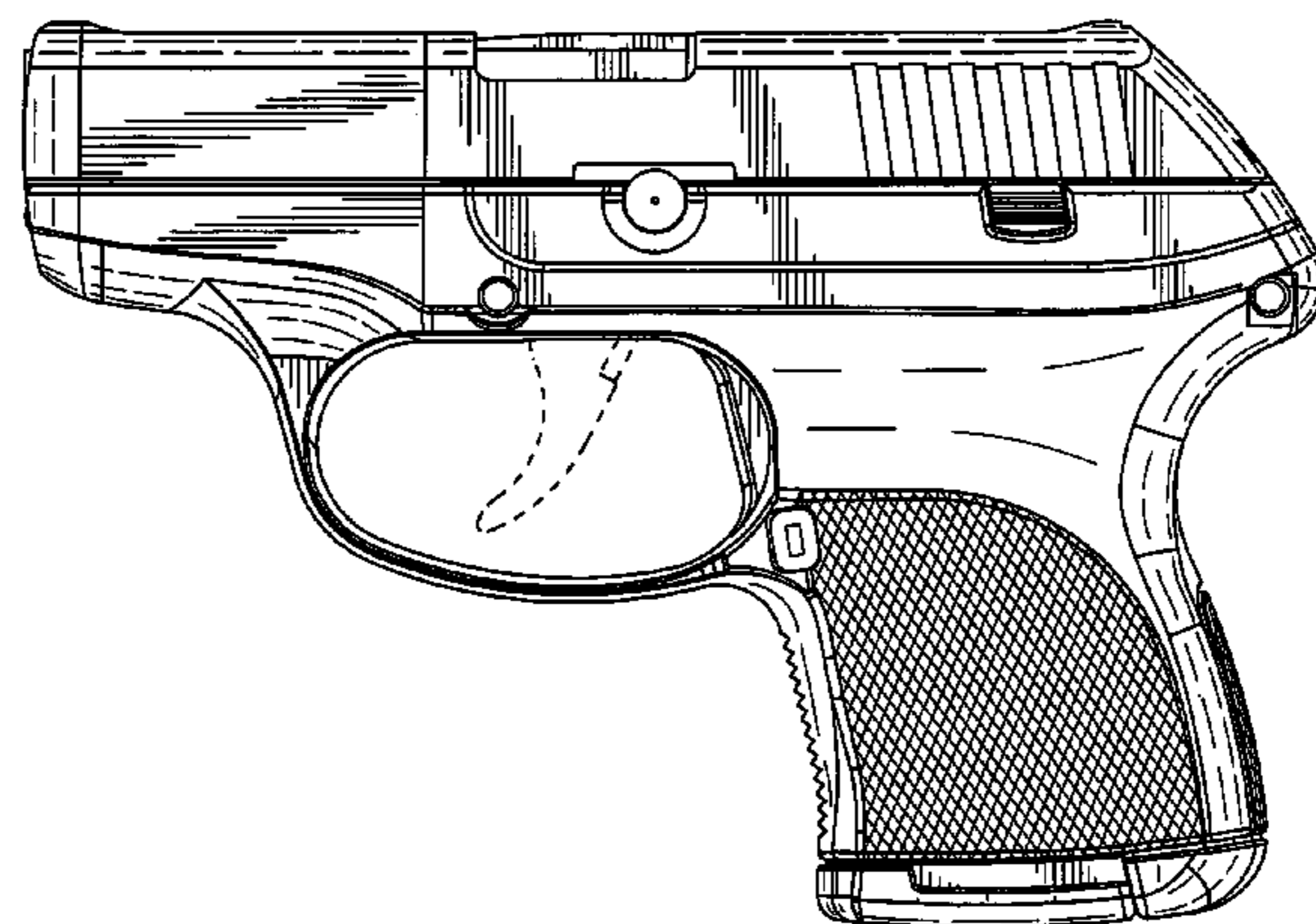
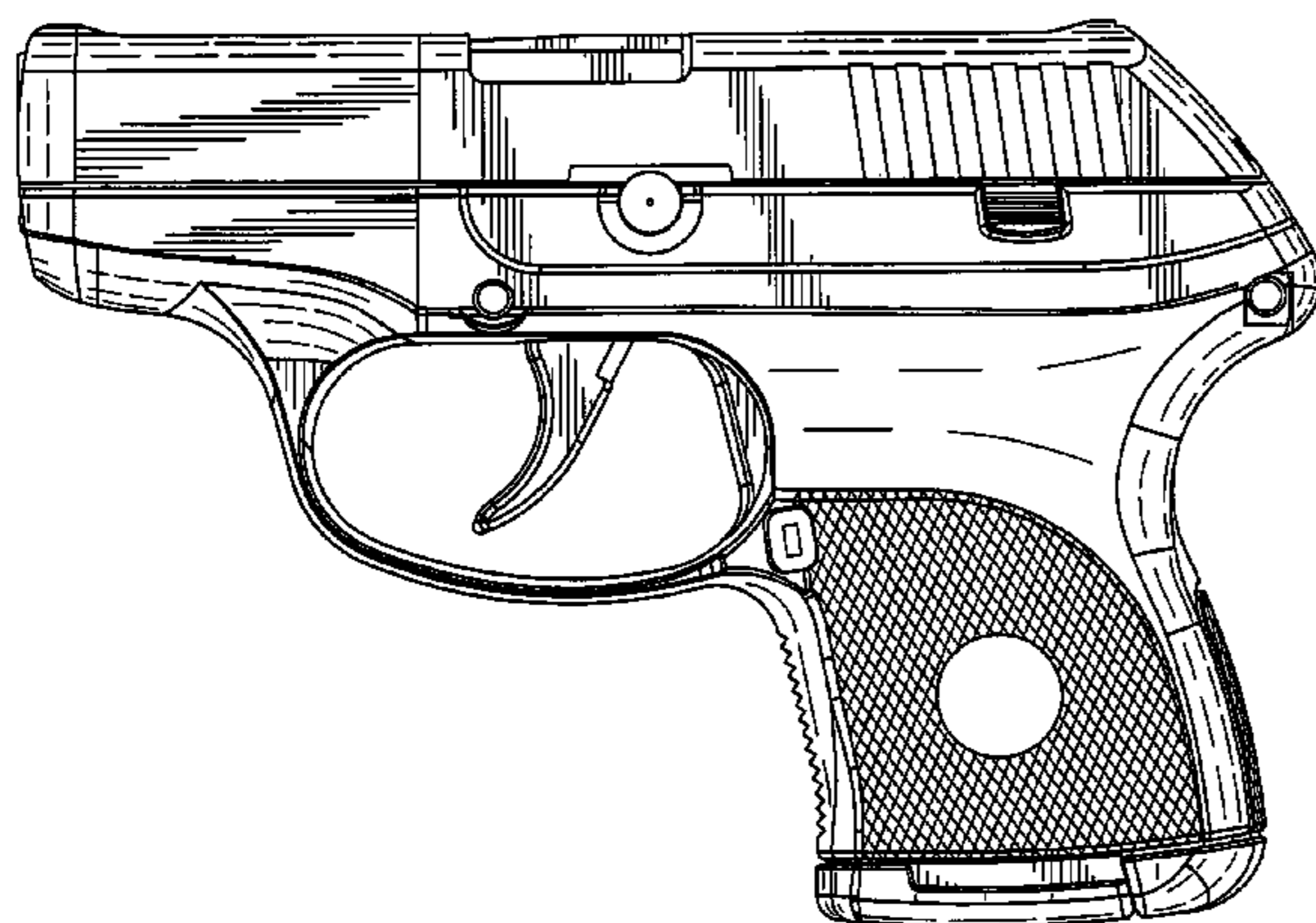
The ornamental design for a pistol, as shown and described.

**DESCRIPTION**

FIG. 1 is a left side view of a pistol according to a first preferred embodiment of the new design;  
FIG. 2 is a right side view thereof;  
FIG. 3 is a front view thereof;  
FIG. 4 is a rear view thereof;  
FIG. 5 is a top view thereof;  
FIG. 6 is a bottom view thereof;  
FIG. 7 is a perspective view thereof;  
FIG. 8 is a left side view of a pistol according to a second preferred embodiment of the new design; the front, rear, top, and bottom views of the second preferred embodiment are the same as those corresponding views in the first preferred embodiment; and,  
FIG. 9 is a right side view thereof.

All broken lines shown in the drawings are for illustrative purposes only and form no part of the claimed design.

**1 Claim, 6 Drawing Sheets**



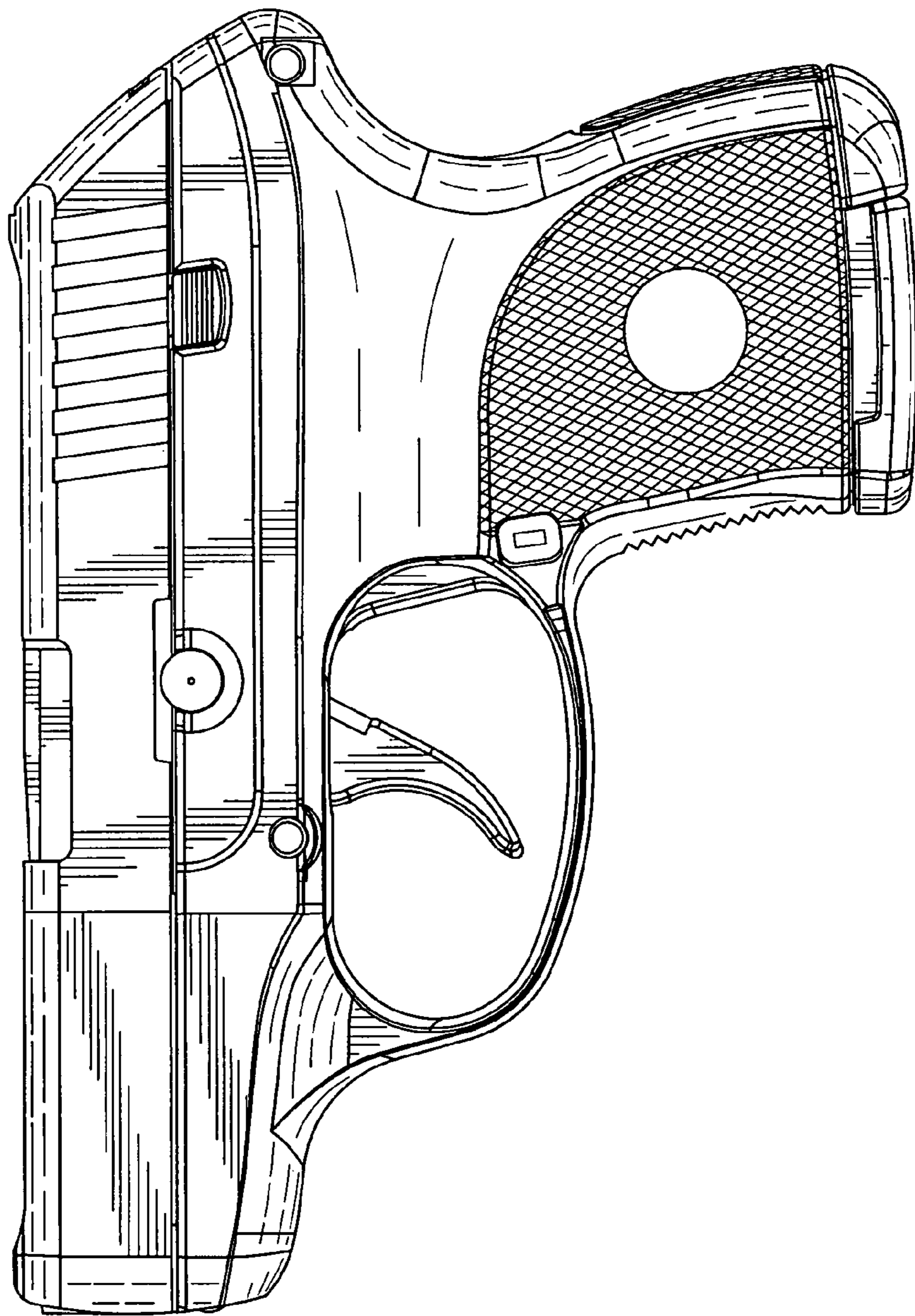


FIG. 1

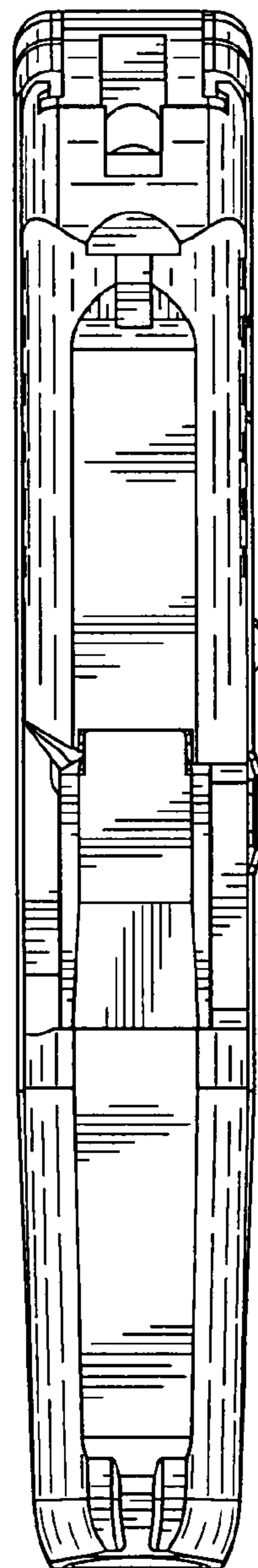


FIG. 5

FIG. 2

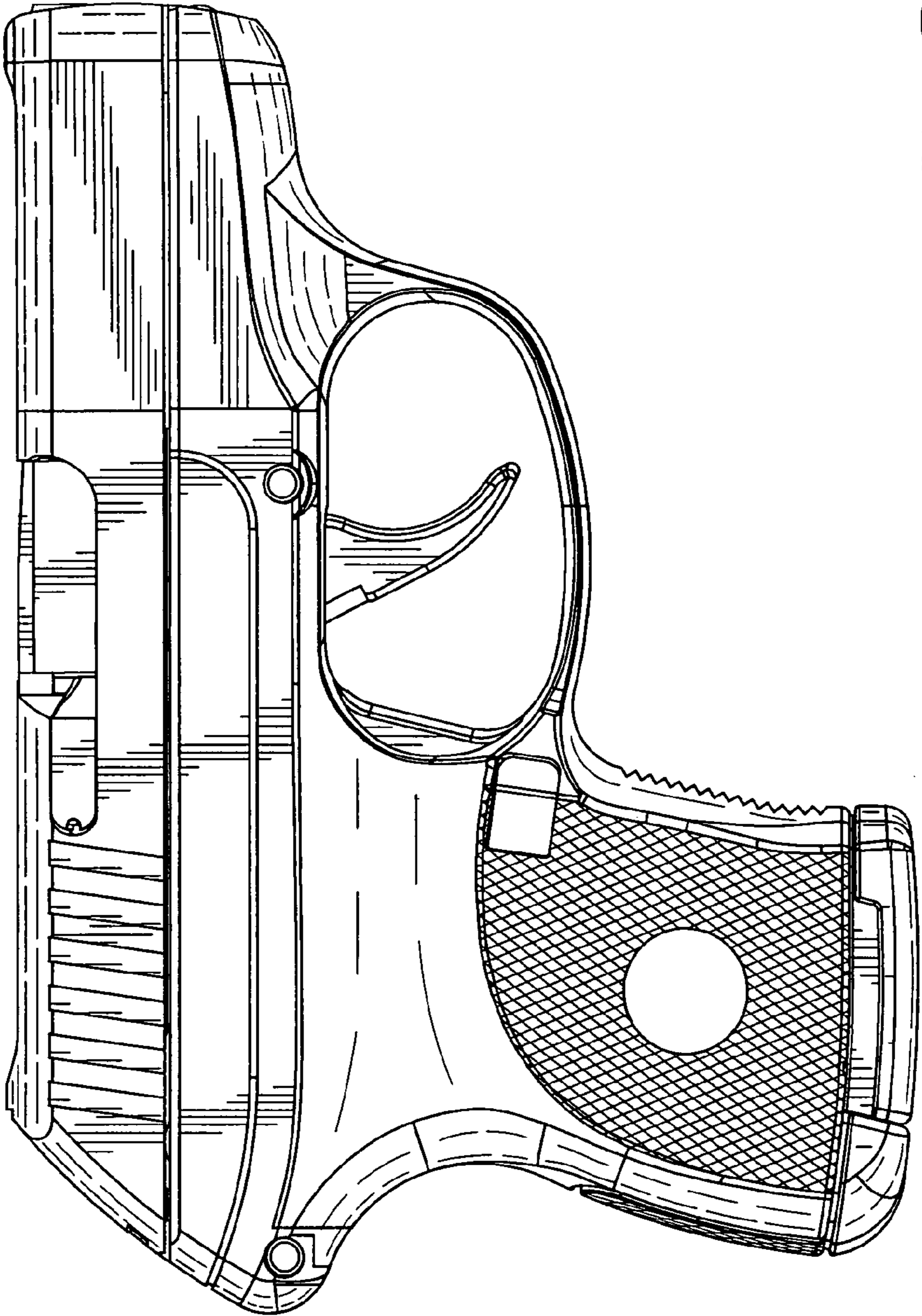

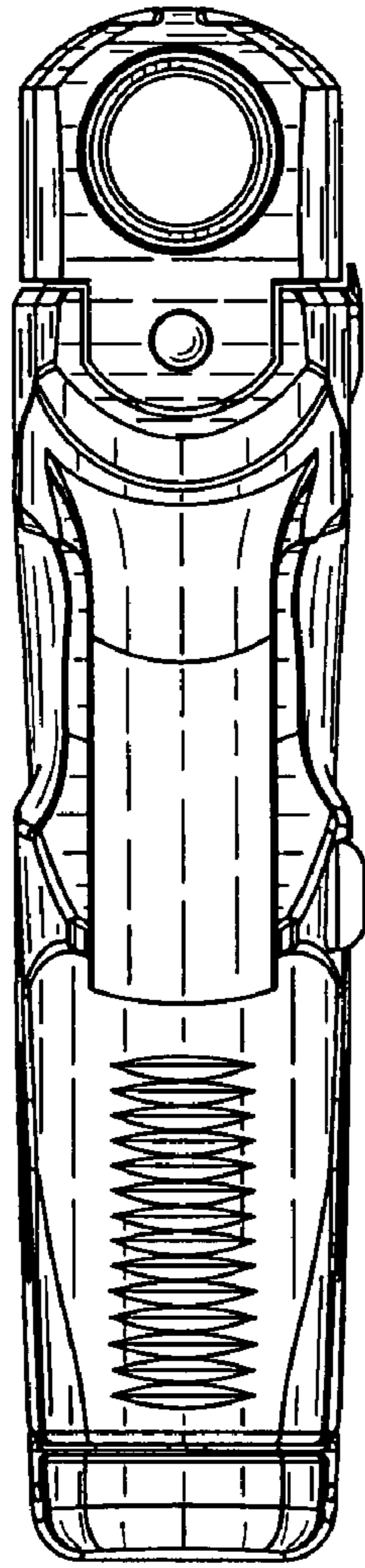
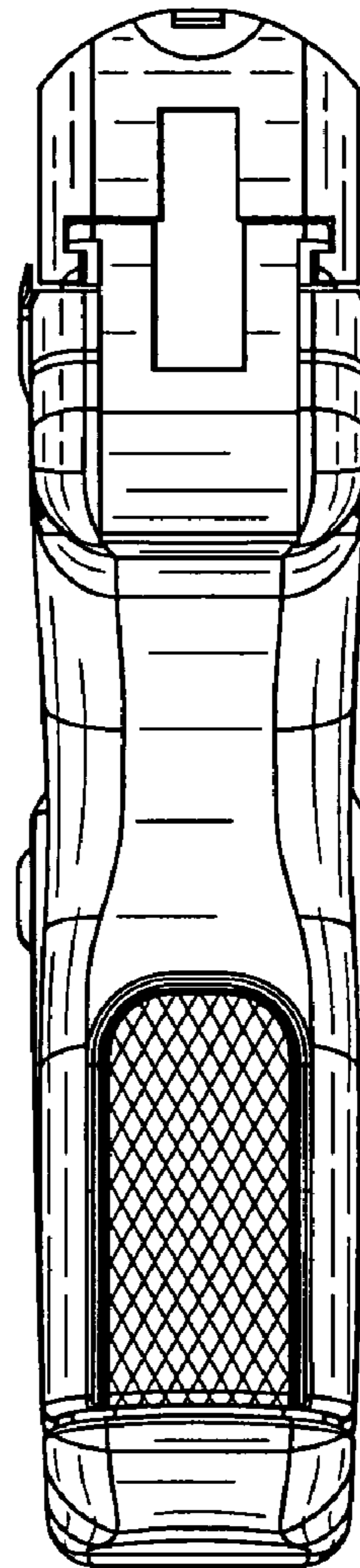


FIG. 6

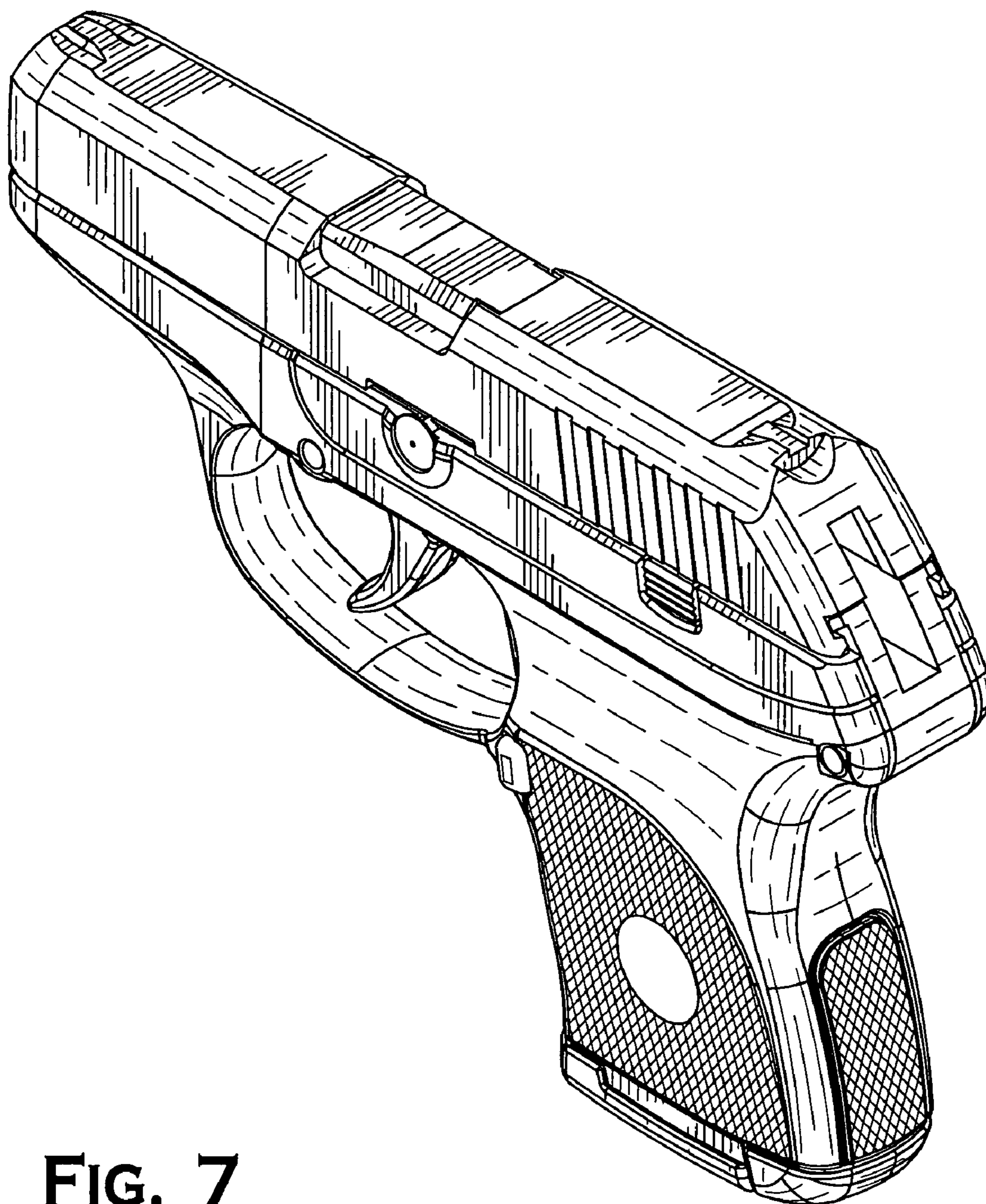




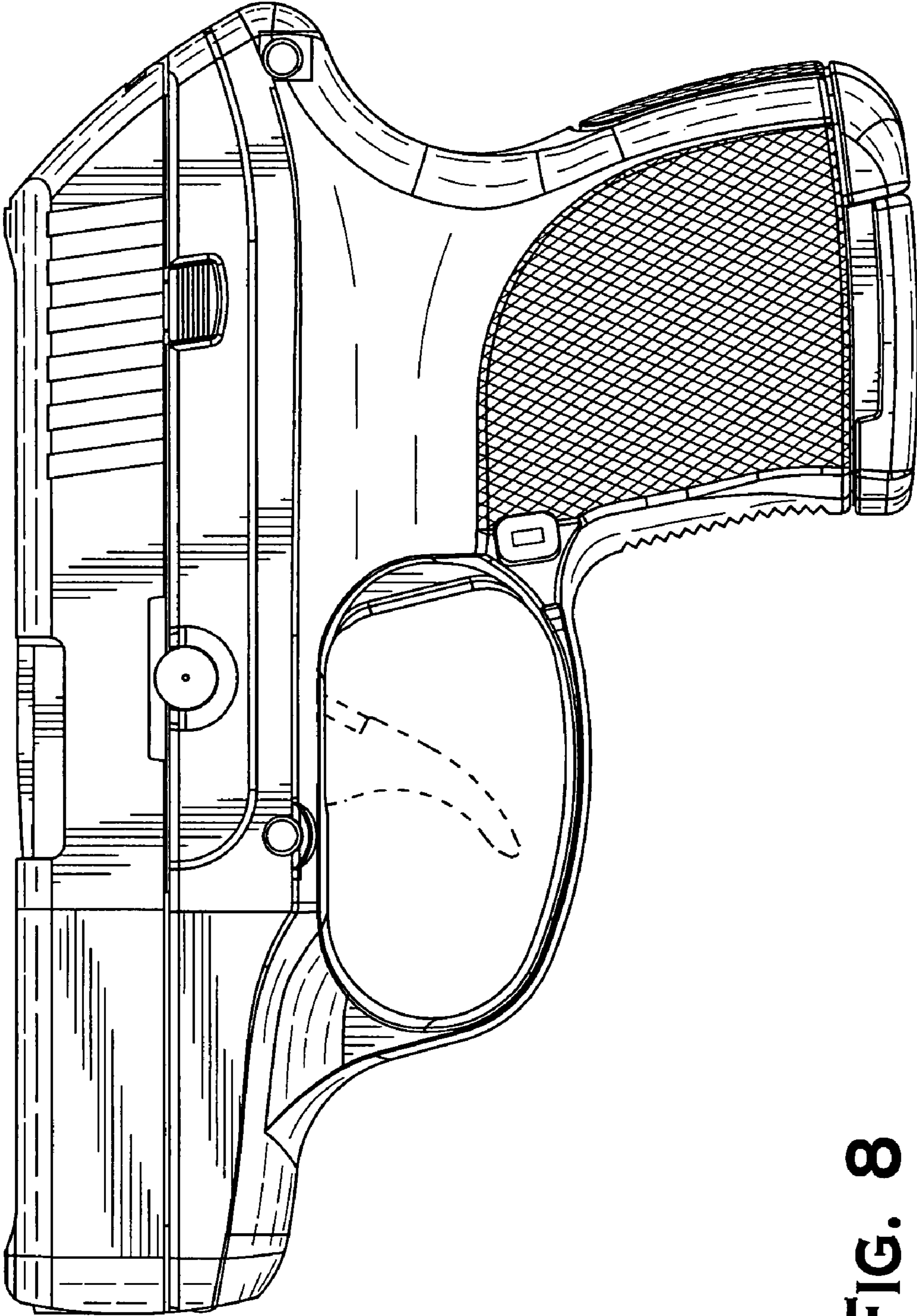
**FIG. 3**



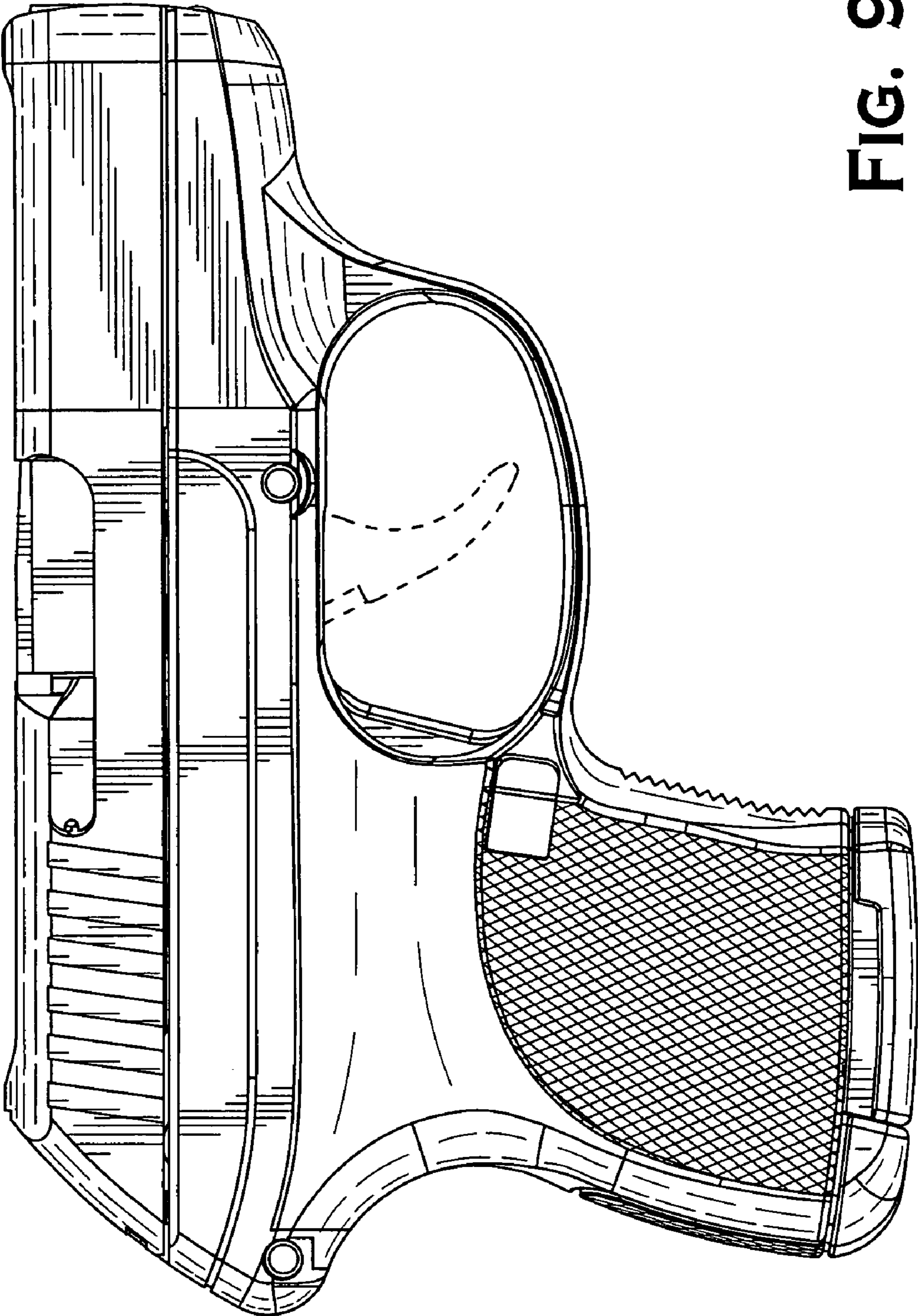
**FIG. 4**



**FIG. 7**



**FIG. 8**



**FIG. 9**