



US00D574040S

(12) **United States Design Patent**
Lin

(10) **Patent No.:** **US D574,040 S**
(45) **Date of Patent:** **** Jul. 29, 2008**

(54) **PEN CAP AND PEN CLIP**

D510,950 S * 10/2005 Eddington et al. D19/57
D555,729 S * 11/2007 Lin D19/50

(75) Inventor: **Wei Kung Lin**, Tu-cheng (TW)

FOREIGN PATENT DOCUMENTS

(73) Assignee: **Dong Guan Szu Mao Stationary**, Dong Guan (CN)

WO DM/065649 * 4/2004

* cited by examiner

(**) Term: **14 Years**

Primary Examiner—Elizabeth A Albert

(21) Appl. No.: **29/276,002**

(74) *Attorney, Agent, or Firm*—Lowe Hauptman Ham & Berner, LLP

(22) Filed: **Jan. 11, 2007**

(57) **CLAIM**

(51) **LOC (8) Cl.** **19-06**

The ornamental design for a pen cap and pen clip, as shown and described.

(52) **U.S. Cl.** **D19/56**

(58) **Field of Classification Search** D19/35,
D19/36, 41–51, 53–57; 24/11 F, 11 P, 11 R;
401/52, 99, 100, 104–109, 192, 195, 196
See application file for complete search history.

DESCRIPTION

FIG. 1 is a three-dimensional view of a pen cap and pen clip showing my new design;

(56) **References Cited**

U.S. PATENT DOCUMENTS

D163,686 S *	6/1951	Fried	D19/57
D177,359 S *	4/1956	Young et al.	D19/57
D253,060 S *	10/1979	Itoh	D19/48
D305,551 S *	1/1990	Oka	D19/57
D313,245 S *	12/1990	Iwase	D19/43
D318,294 S *	7/1991	Cho-Kai	D19/48
D324,398 S *	3/1992	Herbst et al.	D19/57
D342,546 S *	12/1993	Song	D19/50
5,993,097 A *	11/1999	DeBaene	401/129
D423,049 S *	4/2000	Kohlhase	D19/47

FIG. 2 is the front elevational view thereof;

FIG. 3 is the rear elevational view thereof;

FIG. 4 is the left side elevational view thereof

FIG. 5 is the right side elevational view thereof;

FIG. 6 is the top plan view thereof; and,

FIG. 7 is the bottom plan view thereof.

The broken lines showing the pen are included for the purpose of illustrating environment and form no part of the claimed design.

1 Claim, 4 Drawing Sheets

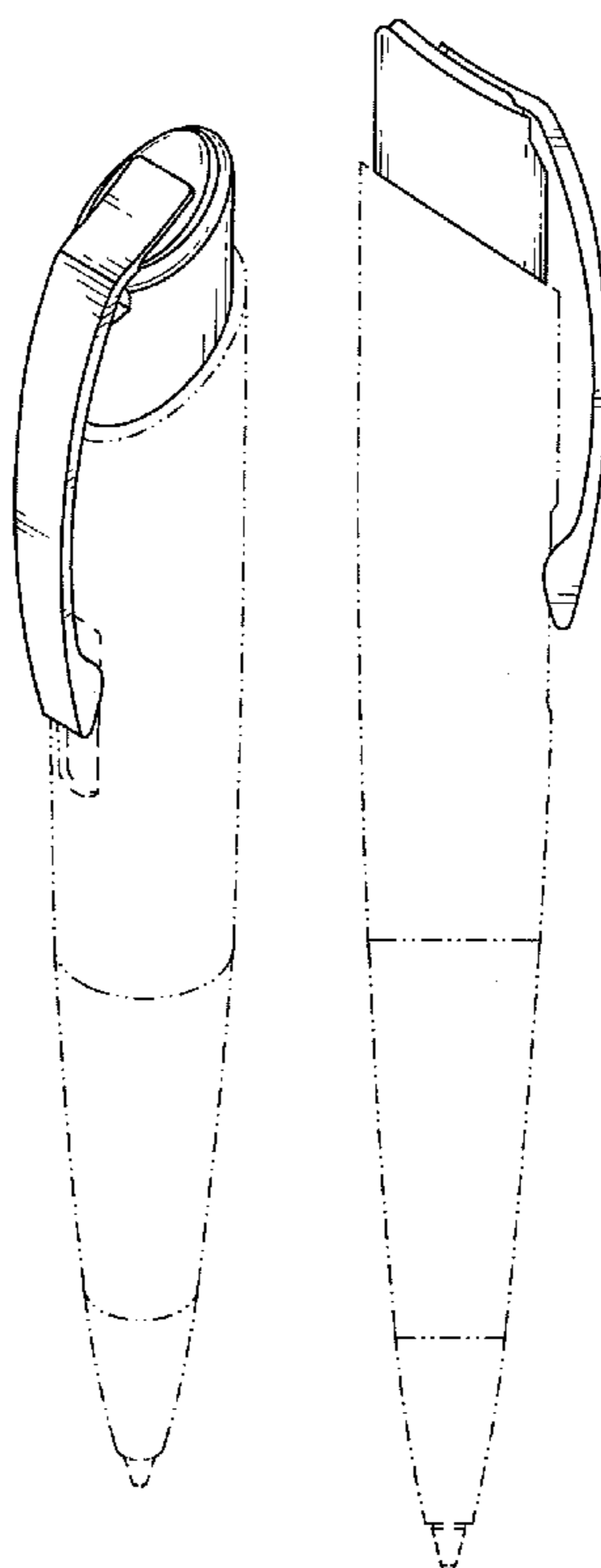




FIG. 1

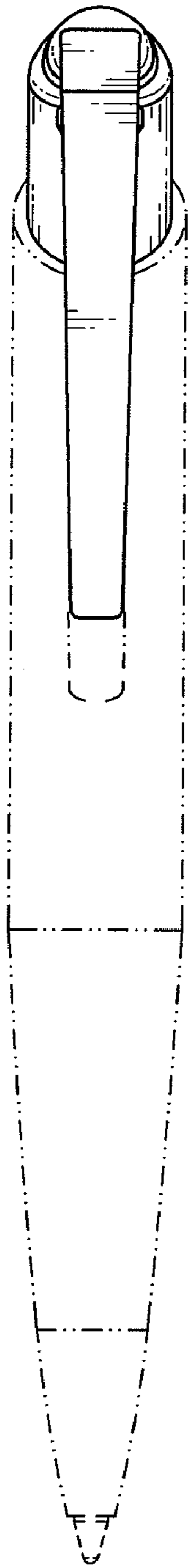


FIG. 2




FIG. 3




FIG. 4



FIG. 5

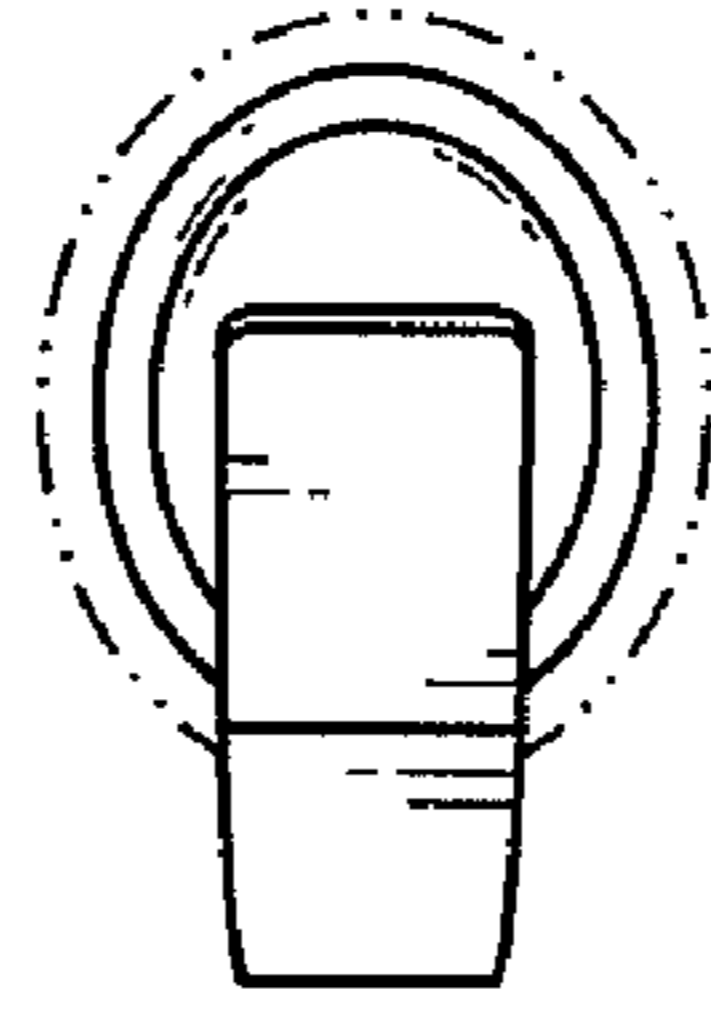


FIG. 6

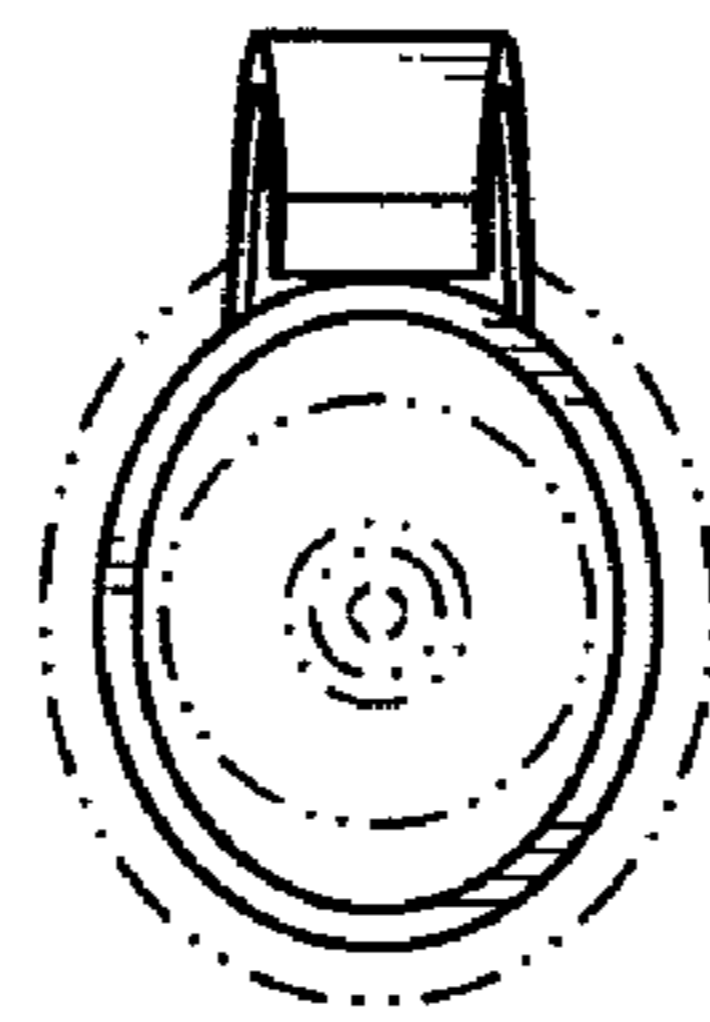


FIG. 7