



US00D574033S

(12) **United States Design Patent**  
**Isaac**

(10) **Patent No.:** **US D574,033 S**  
(45) **Date of Patent:** **\*\* Jul. 29, 2008**

(54) **PORTION OF A GOGGLE**

(75) Inventor: **Stu Isaac**, Los Angeles, CA (US)

(73) Assignee: **Warnaco Swimwear, Inc.**, Commerce, CA (US)

(\*\*) Term: **14 Years**

(21) Appl. No.: **29/285,822**

(22) Filed: **Apr. 11, 2007**

(51) **LOC (8) Cl.** ..... **16-06**

(52) **U.S. Cl.** ..... **D16/311**

(58) **Field of Classification Search** ..... D16/101,  
D16/300, 301, 302, 303, 304, 305, 306, 307,  
D16/308, 309, 310, 311, 312-330, 331-338,  
D16/900; 2/426, 428, 429, 430, 439-446,  
2/447, 448, 449; 351/41, 42, 43, 44, 153,  
351/158; D29/109, 110; D24/110.2

See application file for complete search history.

(56) **References Cited**

**U.S. PATENT DOCUMENTS**

1,174	A	*	6/1839	Thaxter	.....	351/119
D268,301	S	*	3/1983	Haslbeck	.....	D16/303
D370,927	S	*	6/1996	Yashiro	.....	D16/311
D377,039	S	*	12/1996	Minamidani	.....	D16/311
D384,089	S	*	9/1997	Yashiro	.....	D16/311
D391,283	S	*	2/1998	Yamamoto	.....	D16/311
D409,219	S	*	5/1999	Huang	.....	D16/303
D422,615	S	*	4/2000	Yoshizawa	.....	D16/303
D435,057	S	*	12/2000	Chen	.....	D16/303
D451,118	S	*	11/2001	Husband	.....	D16/311
D457,548	S	*	5/2002	Chiang	.....	D16/303
D471,580	S	*	3/2003	Breslin	.....	D16/311
D484,169	S	*	12/2003	Bone	.....	D16/306

D523,462	S	*	6/2006	Urabe	.....	D16/311
D524,843	S	*	7/2006	Murphy	.....	D16/306
D534,941	S	*	1/2007	Fujiwara	.....	D16/311
7,165,837	B2		1/2007	Yokota et al.		
D551,692	S	*	9/2007	Chiang	.....	D16/303
D565,083	S	*	3/2008	Tominaga	.....	D16/311
D566,745	S	*	4/2008	Urabe	.....	D16/311

**FOREIGN PATENT DOCUMENTS**

JP	2000-369085	12/2000
WO	WO 02/45804	6/2002

\* cited by examiner

*Primary Examiner*—T. Chase Nelson

*Assistant Examiner*—Barbara B Lohr

(74) *Attorney, Agent, or Firm*—Katten Muchin Rosenman LLP

(57) **CLAIM**

The ornamental design for a portion of a goggle, as shown and described.

**DESCRIPTION**

FIG. 1 is a perspective view of a portion of a goggle of the claimed design;

FIG. 2 is a front view thereof;

FIG. 3 is a rear view thereof;

FIG. 4 is a left-side view thereof;

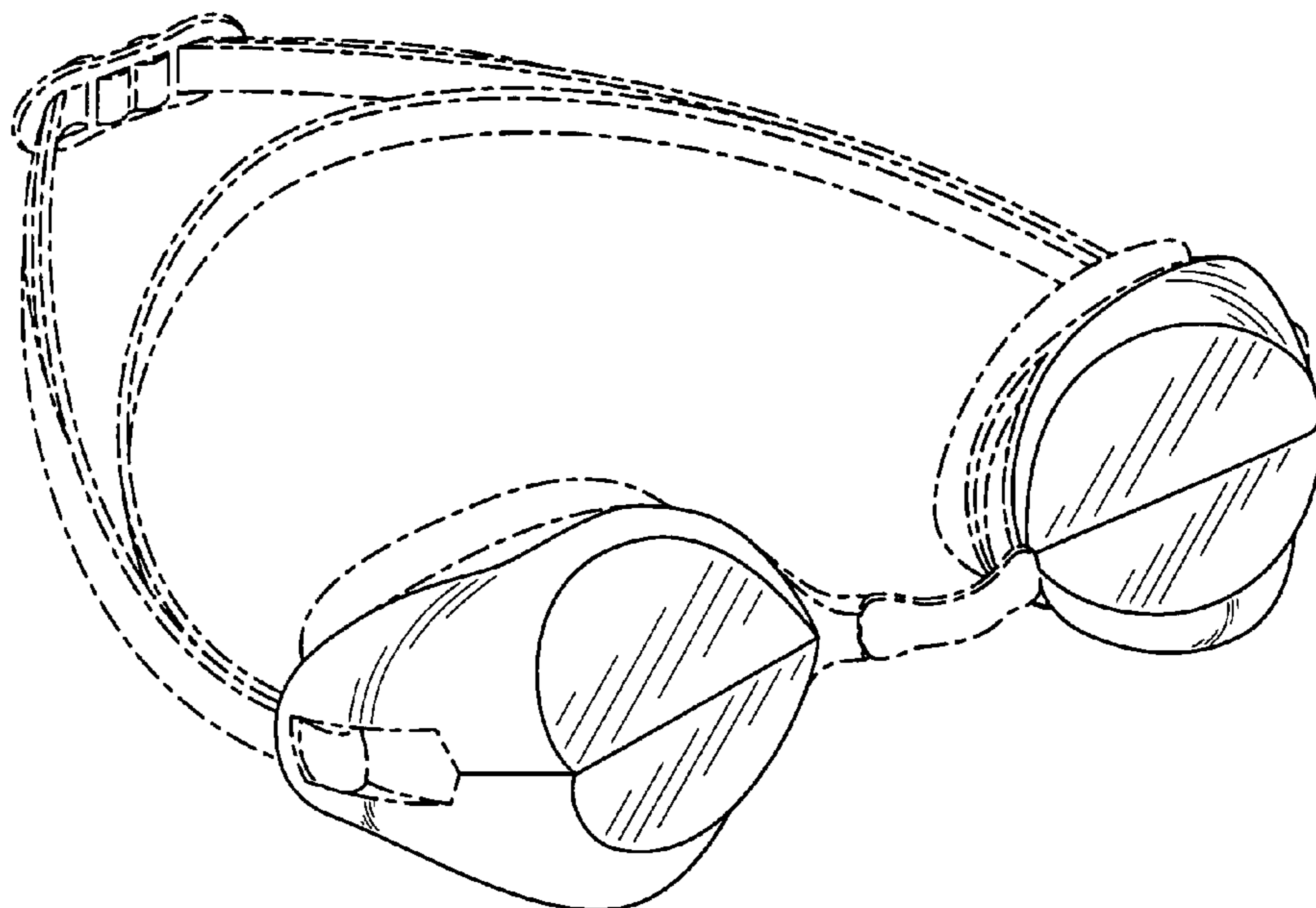
FIG. 5 is a right-side view thereof;

FIG. 6 is a top view thereof; and,

FIG. 7 is a bottom view thereof.

The broken lines are for illustration only and form no part of the claimed design.

**1 Claim, 5 Drawing Sheets**



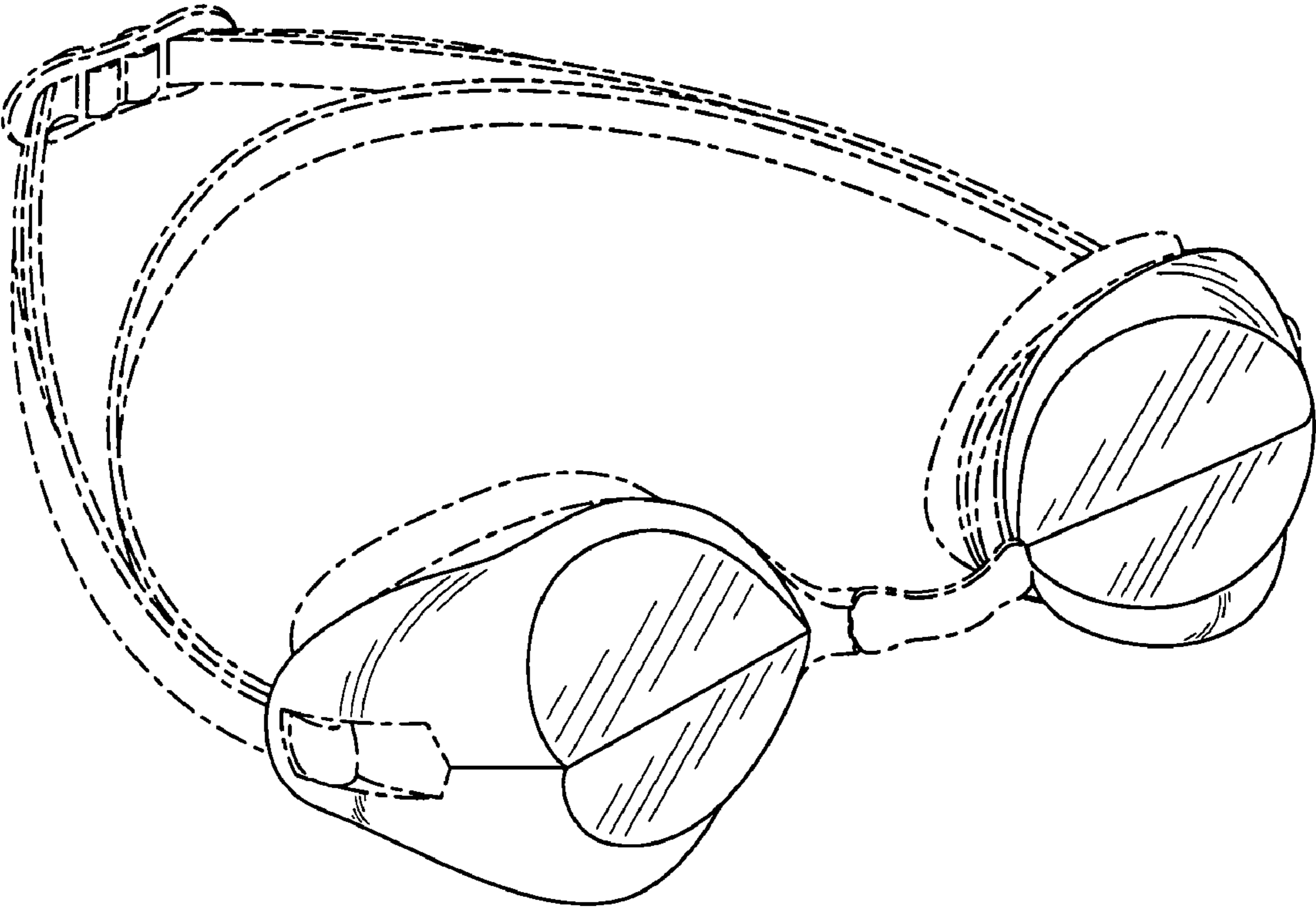


FIG. 1

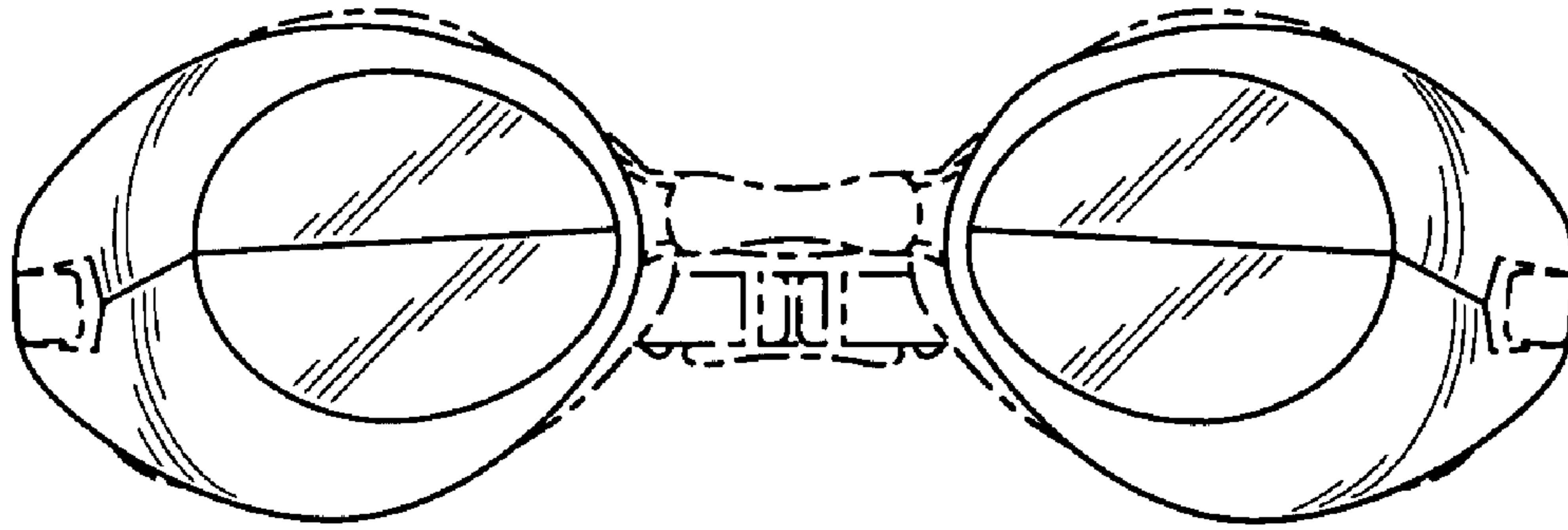


FIG. 2

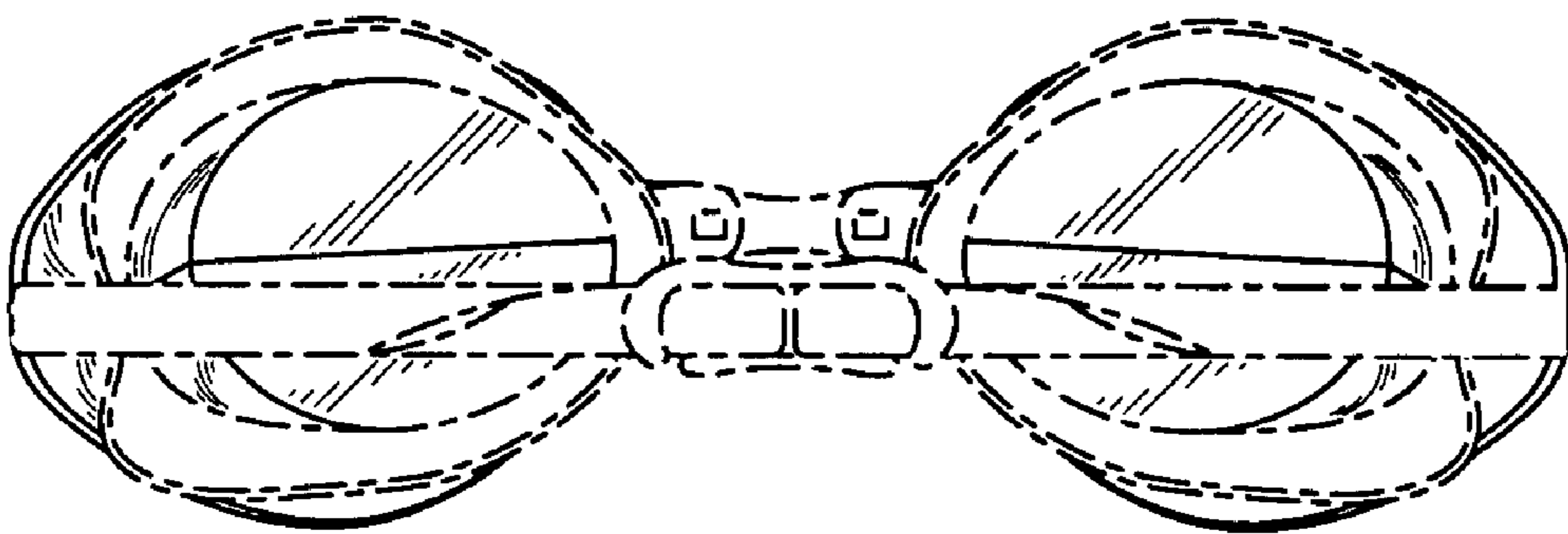


FIG. 3

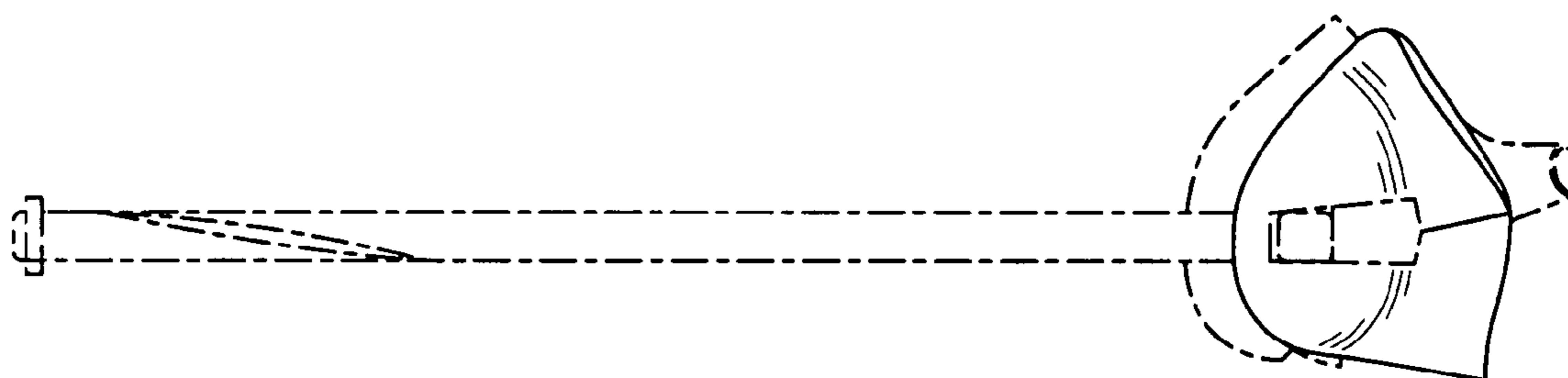


FIG. 4

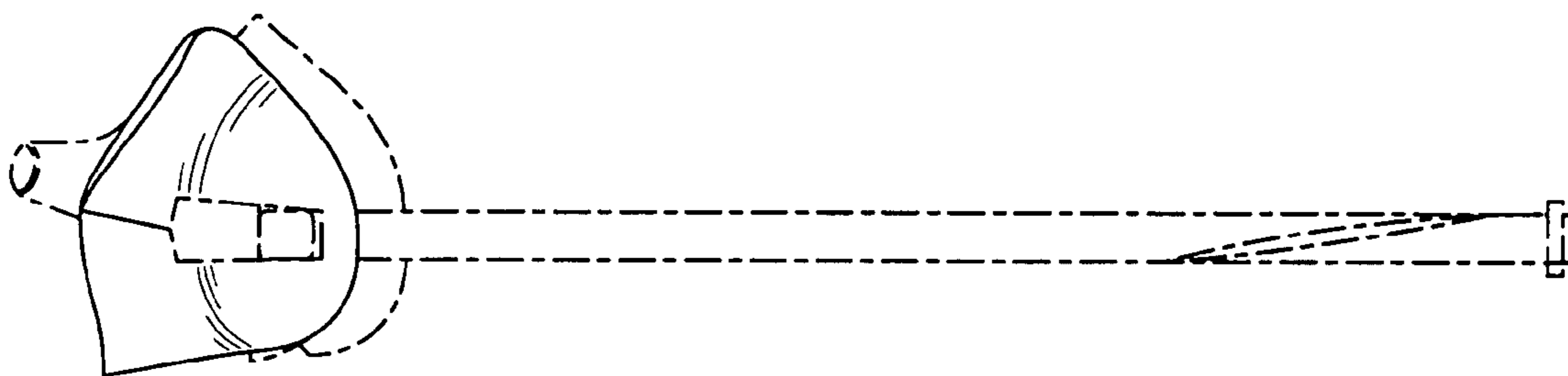


FIG. 5

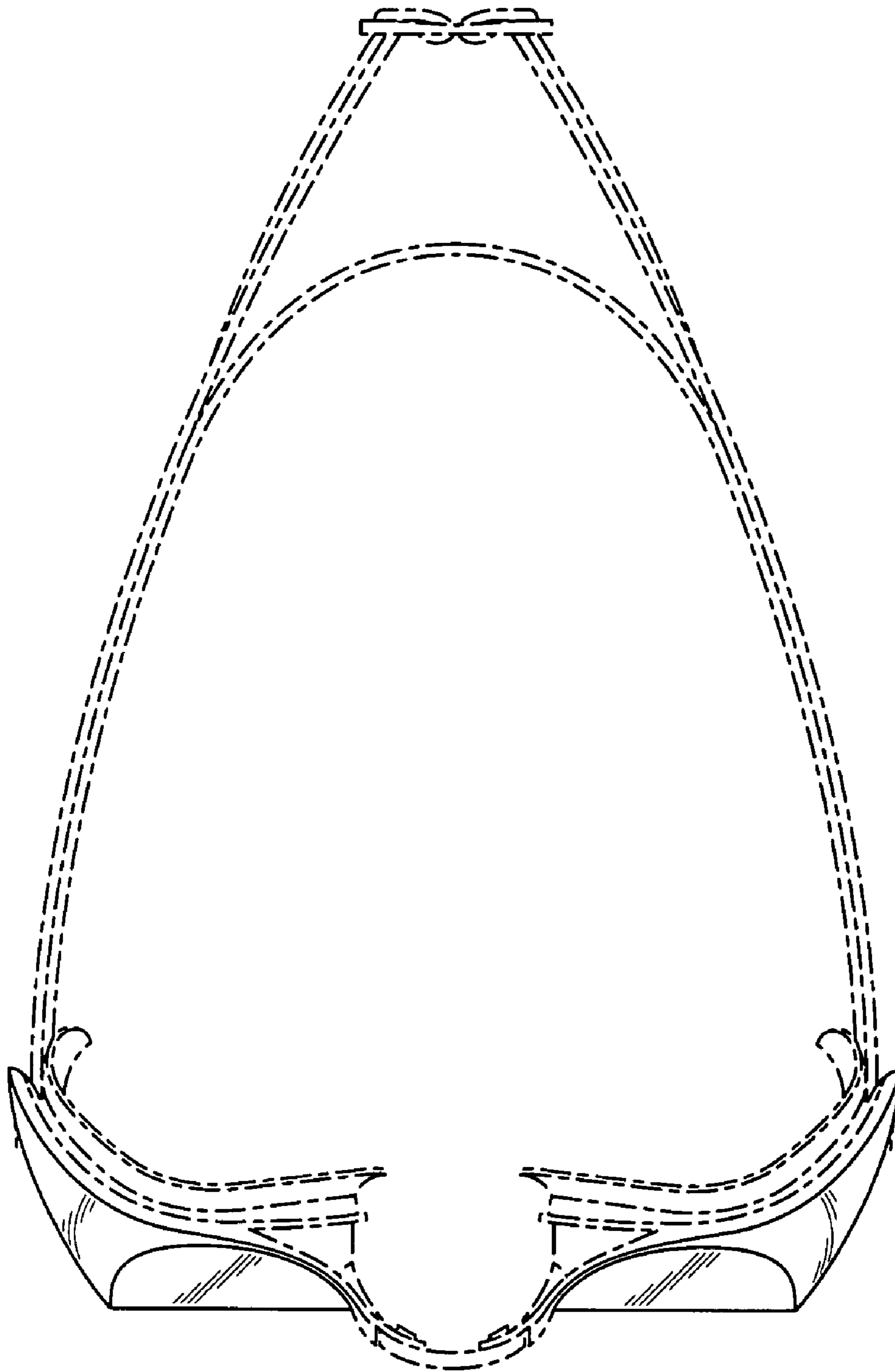


FIG. 6

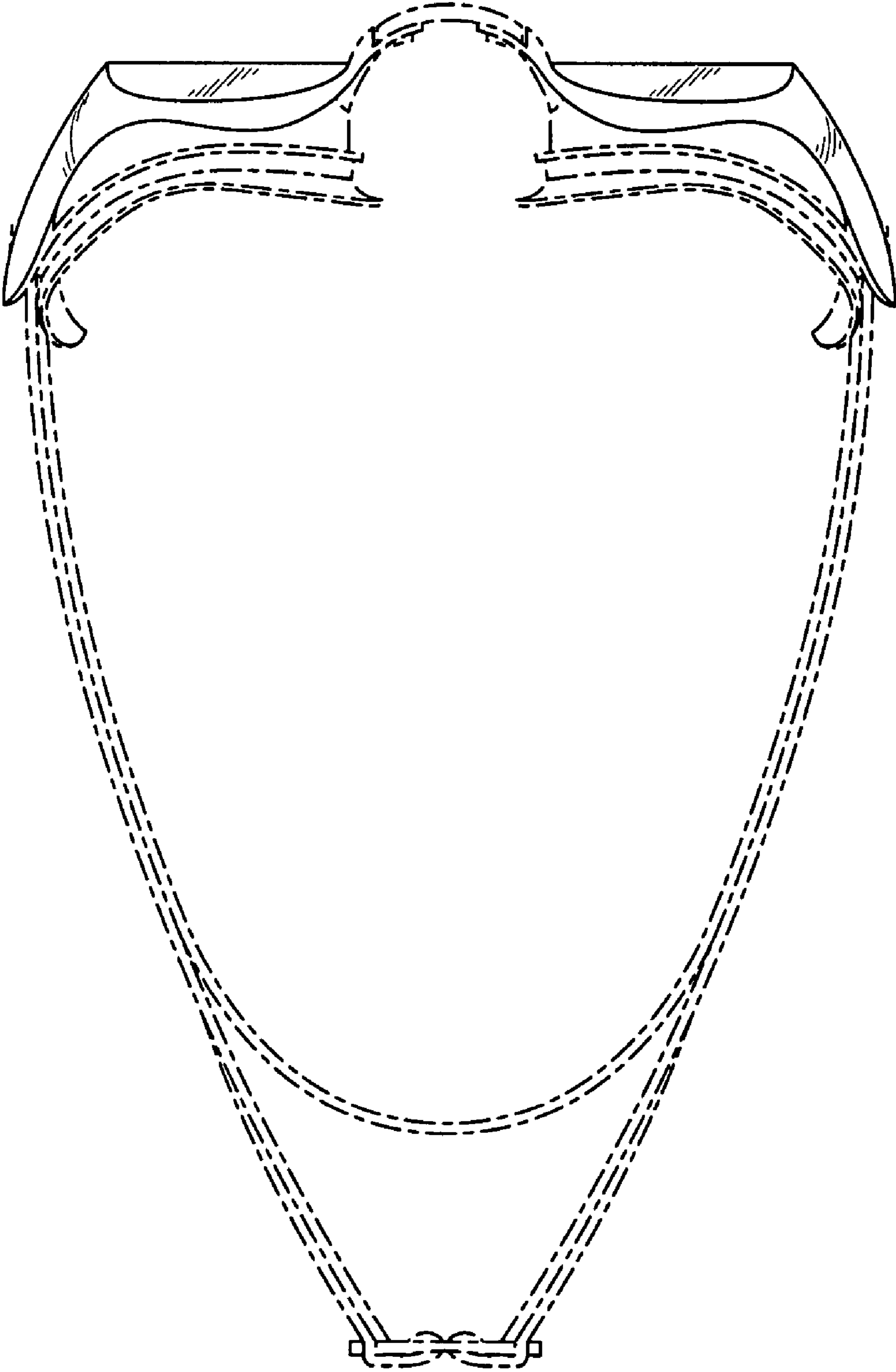


FIG. 7