



US00D574022S

(12) **United States Design Patent**  
**Higashikawa**

(10) **Patent No.:** **US D574,022 S**  
(45) **Date of Patent:** **\*\* Jul. 29, 2008**

(54) **ENGINE HOOD FOR A TRACTOR**  
(75) Inventor: **Yoshitaka Higashikawa, Sakai (JP)**  
(73) Assignee: **Kubota Corporation, Osaka (JP)**  
(\*\*) Term: **14 Years**

D474,206 S \* 5/2003 Kuwae ..... D15/31  
D488,489 S \* 4/2004 Montgomery et al. .... D15/31  
D497,370 S \* 10/2004 Katoh ..... D15/31  
D511,175 S \* 11/2005 Staines et al. .... D15/31  
D533,882 S \* 12/2006 Higashikawa ..... D15/31

(21) Appl. No.: **29/273,621**  
(22) Filed: **Mar. 7, 2007**

**FOREIGN PATENT DOCUMENTS**

JP D 1235227 7/2004

\* cited by examiner

(30) **Foreign Application Priority Data**  
Sep. 12, 2006 (JP) ..... 2006-024327

*Primary Examiner*—Stella M. Reid  
*Assistant Examiner*—Mark A Goodwin  
(74) *Attorney, Agent, or Firm*—The Webb Law Firm

(51) **LOC (8) Cl.** ..... **15-03**  
(52) **U.S. Cl.** ..... **D15/31**  
(58) **Field of Classification Search** ..... D15/10,  
D15/11, 13-17, 28, 22-26, 31; D12/173;  
56/13.3, 13.4, 15.8, 15.9, 320.1; 180/89.1,  
180/89.12, 900, 69.2, 68.1, 69.1  
See application file for complete search history.

(57) **CLAIM**

The ornamental design for an engine hood for a tractor, as shown and described.

(56) **References Cited**

**DESCRIPTION**


**U.S. PATENT DOCUMENTS**

D192,091 S \* 1/1962 Lathe ..... D15/31  
D246,370 S \* 11/1977 Lorenz ..... D15/31  
D279,569 S \* 7/1985 Miggels et al. .... D15/31  
D297,330 S \* 8/1988 Monehaie et al. .... D15/31  
D381,025 S \* 7/1997 Bataille ..... D15/31  
D416,266 S \* 11/1999 Del Torchio ..... D15/25  
D427,205 S \* 6/2000 Shimizu ..... D15/23  
D447,754 S \* 9/2001 Smith et al. .... D15/31  
D458,944 S \* 6/2002 Crookes et al. .... D15/31  
D465,500 S \* 11/2002 Workman et al. .... D15/31  
D466,531 S \* 12/2002 Hohnl et al. .... D15/31  
D473,882 S \* 4/2003 Kuwae ..... D15/31

FIG. 1 is a right front perspective view of an engine hood for a tractor;  
FIG. 2 is a an enlarged right side view thereof;  
FIG. 3 is a an enlarged left side view thereof;  
FIG. 4 is a an enlarged front view thereof; and,  
FIG. 5 is an enlarged left front perspective view thereof showing an engine hood for a tractor.

FIGS. 1, 4 and 5 show the engine hood for a tractor in its intended environment by the area having a stippled texture and outlined in dashed lines. This area is not part of the claimed subject matter. The area of the front view as shown in FIGS. 1, 4 and 5 that is hidden by portions having a stippled texture and outlined in dashed lines is not subject matter intended to be claimed.

**1 Claim, 5 Drawing Sheets**



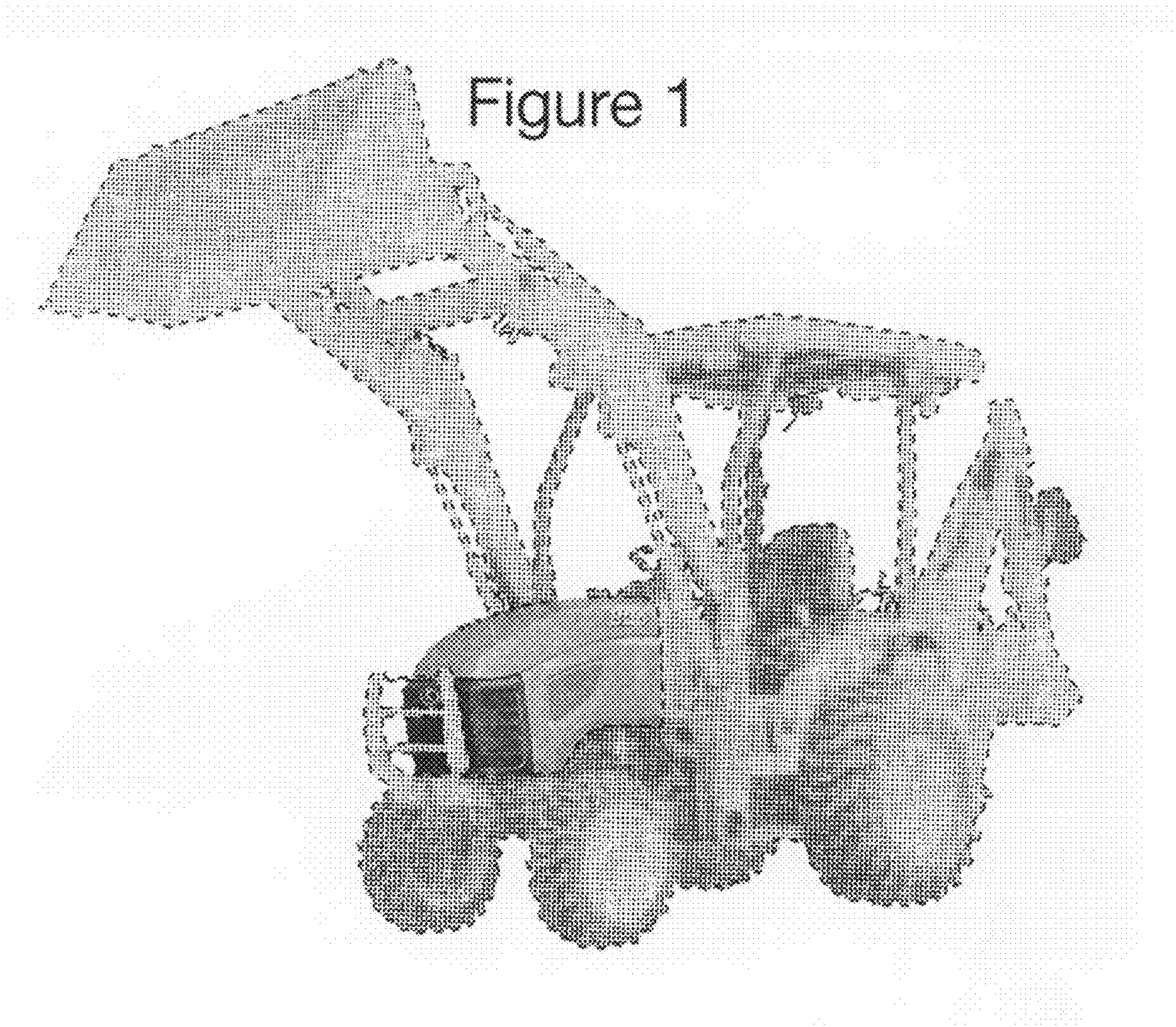


Figure 2



Figure 3



Figure 4





Figure 5



UNITED STATES PATENT AND TRADEMARK OFFICE  
**CERTIFICATE OF CORRECTION**

PATENT NO. : Des. 574,022 S  
APPLICATION NO. : 29/273621  
DATED : July 29, 2008  
INVENTOR(S) : Higashikawa

Page 1 of 1

It is certified that error appears in the above-identified patent and that said Letters Patent is hereby corrected as shown below:

Face of the Patent, See the DESCRIPTION:

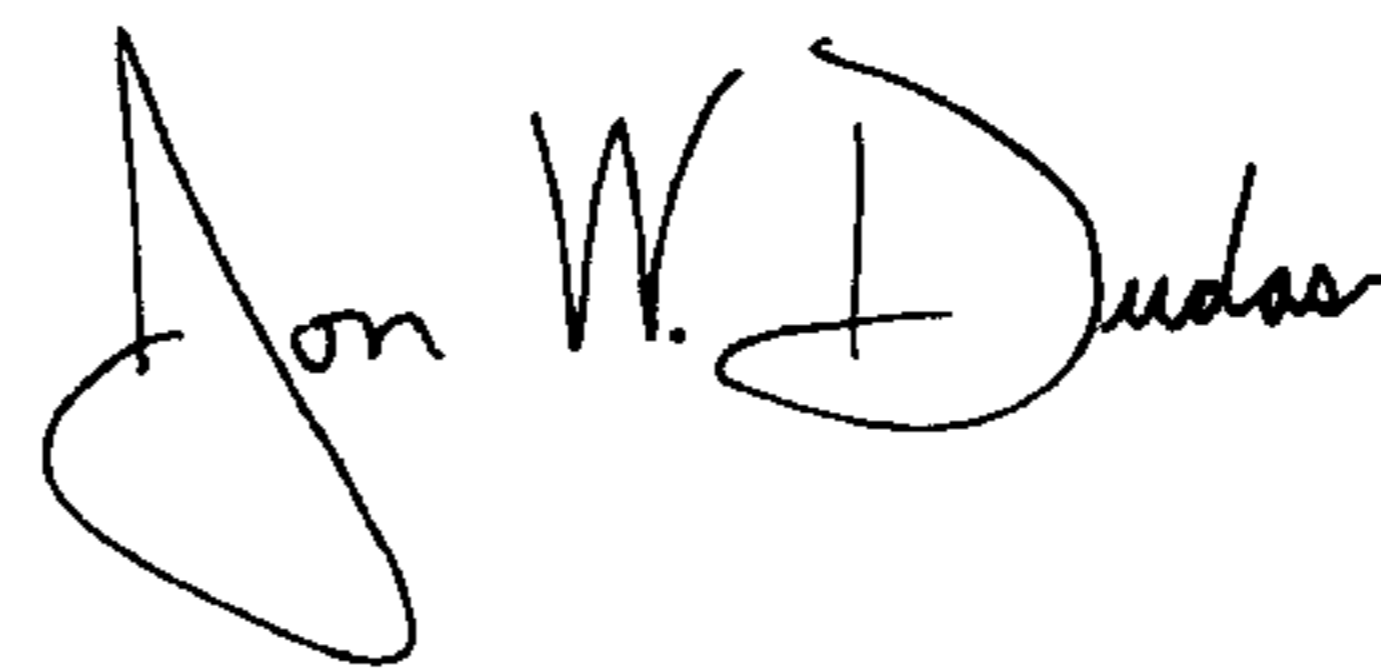
“FIG. 2 is a an enlarged right side view thereof;  
FIG. 3 is a an enlarged left side view thereof;  
FIG. 4 is a an enlarged front view thereof; and,”

should read

-- FIG. 2 is an enlarged right side view thereof;  
FIG. 3 is an enlarged left side view thereof;  
FIG. 4 is an enlarged front view thereof; and, --

Signed and Sealed this

Ninth Day of December, 2008

A handwritten signature in black ink that reads "Jon W. Dudas". The signature is written in a cursive style with a large, looped initial "J".

JON W. DUDAS  
*Director of the United States Patent and Trademark Office*