



US00D574013S

(12) **United States Design Patent**
Brennwald

(10) **Patent No.:** **US D574,013 S**
(45) **Date of Patent:** **** Jul. 29, 2008**

(54) **AUDIO-VISUAL PLAY-BACK DEVICE FOR SOUND OR IMAGE**

(75) Inventor: **Joerg Brennwald**, Kiel (DE)

(73) Assignee: **Sennheiser electronic GmbH & Co. KG**, Wedemark (DE)

(**) Term: **14 Years**

(21) Appl. No.: **29/248,593**

(22) Filed: **Aug. 23, 2006**

(30) **Foreign Application Priority Data**

Feb. 25, 2006 (DE) 4 06 01 359

(51) **LOC (8) Cl.** **14-03**

(52) **U.S. Cl.** **D14/496; D14/205**

(58) **Field of Classification Search** D14/496,
D14/474, 137, 138, 168, 432, 204-206, 217,
D14/433; 181/129-135, 171; 369/6-11;
381/67, 328, 380, 374-376; 446/408
See application file for complete search history.

(56) **References Cited**

U.S. PATENT DOCUMENTS

2,498,960 A * 2/1950 Mullin 381/338
3,871,112 A * 3/1975 Licitis 434/318
4,584,718 A * 4/1986 Fuller 455/351

4,966,164 A * 10/1990 Colsen et al. 607/72
D316,550 S * 4/1991 Sogabe D14/168
D335,709 S * 5/1993 Choi D24/134
6,285,867 B1 * 9/2001 Boling et al. 455/404.1
D460,432 S * 7/2002 Brown D14/156
D461,787 S * 8/2002 Brown D14/156
D481,372 S * 10/2003 Brown D14/156
D504,177 S * 4/2005 Erfan D24/200
D526,642 S * 8/2006 Choe D14/205

* cited by examiner

Primary Examiner—Prabhakar Deshmukh

(74) *Attorney, Agent, or Firm*—Reed Smith LLP

(57) **CLAIM**

The ornamental design for an audio-visual play-back device for sound or image, as shown and described,

DESCRIPTION

FIG. 1 is a front elevational view of an audio-visual play-back device for sound or image showing my new design;

FIG. 2 is a rear side elevational view thereof;

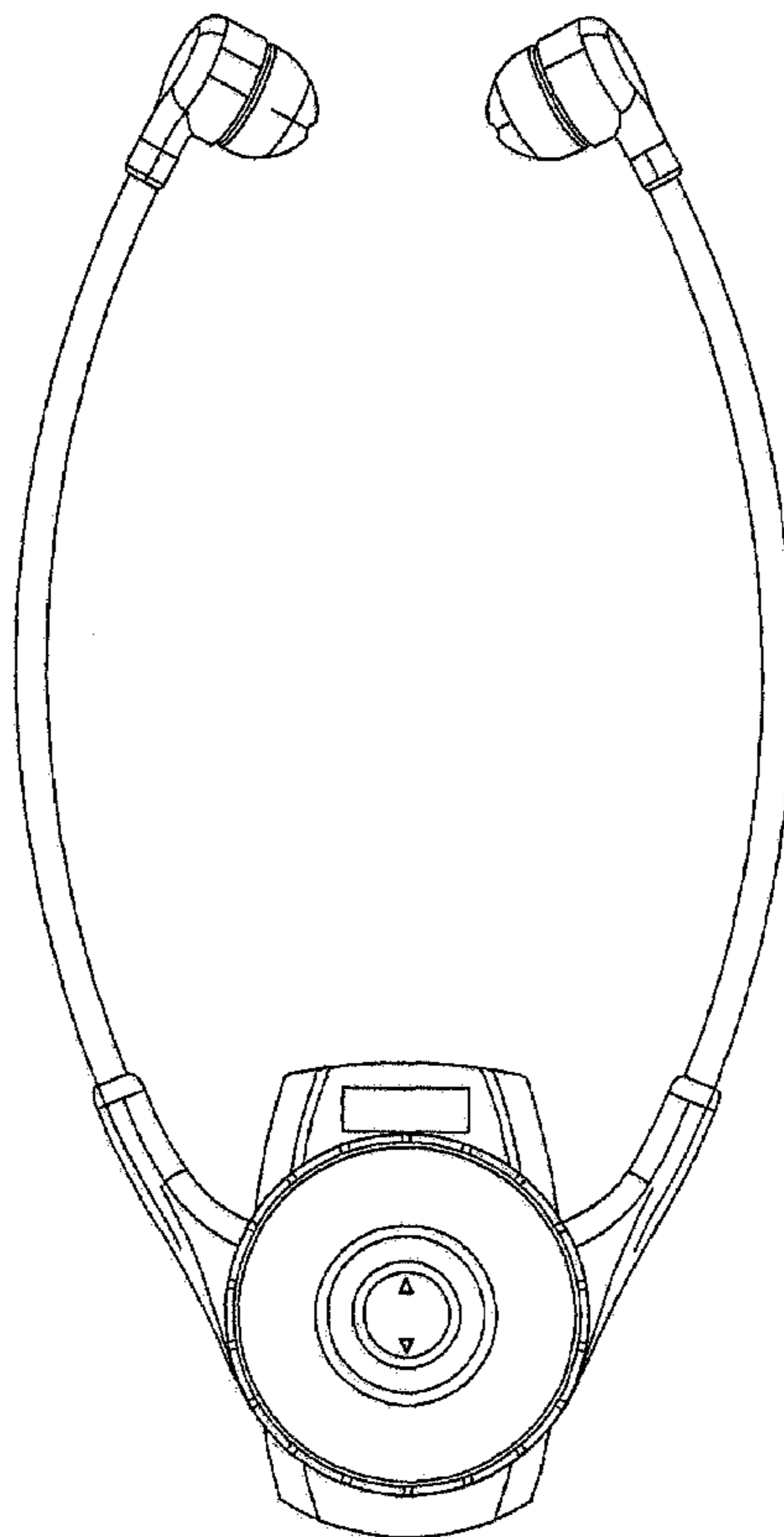
FIG. 3 is a right side elevational view thereof;

FIG. 4 is a left side elevational view thereof;

FIG. 5 is a top plan view thereof; and,

FIG. 6 is a bottom plan view thereof.

1 Claim, 4 Drawing Sheets



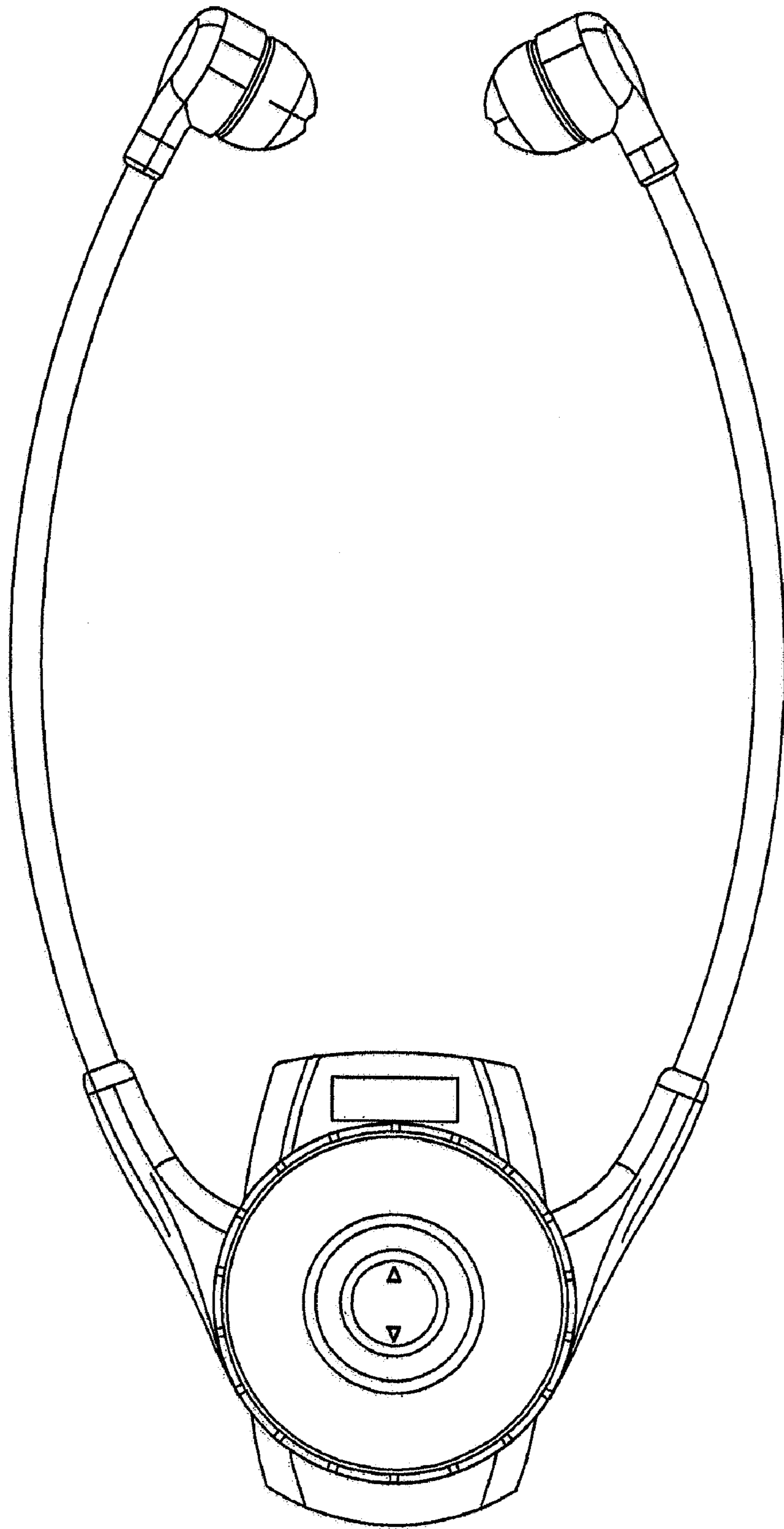


FIG. 1

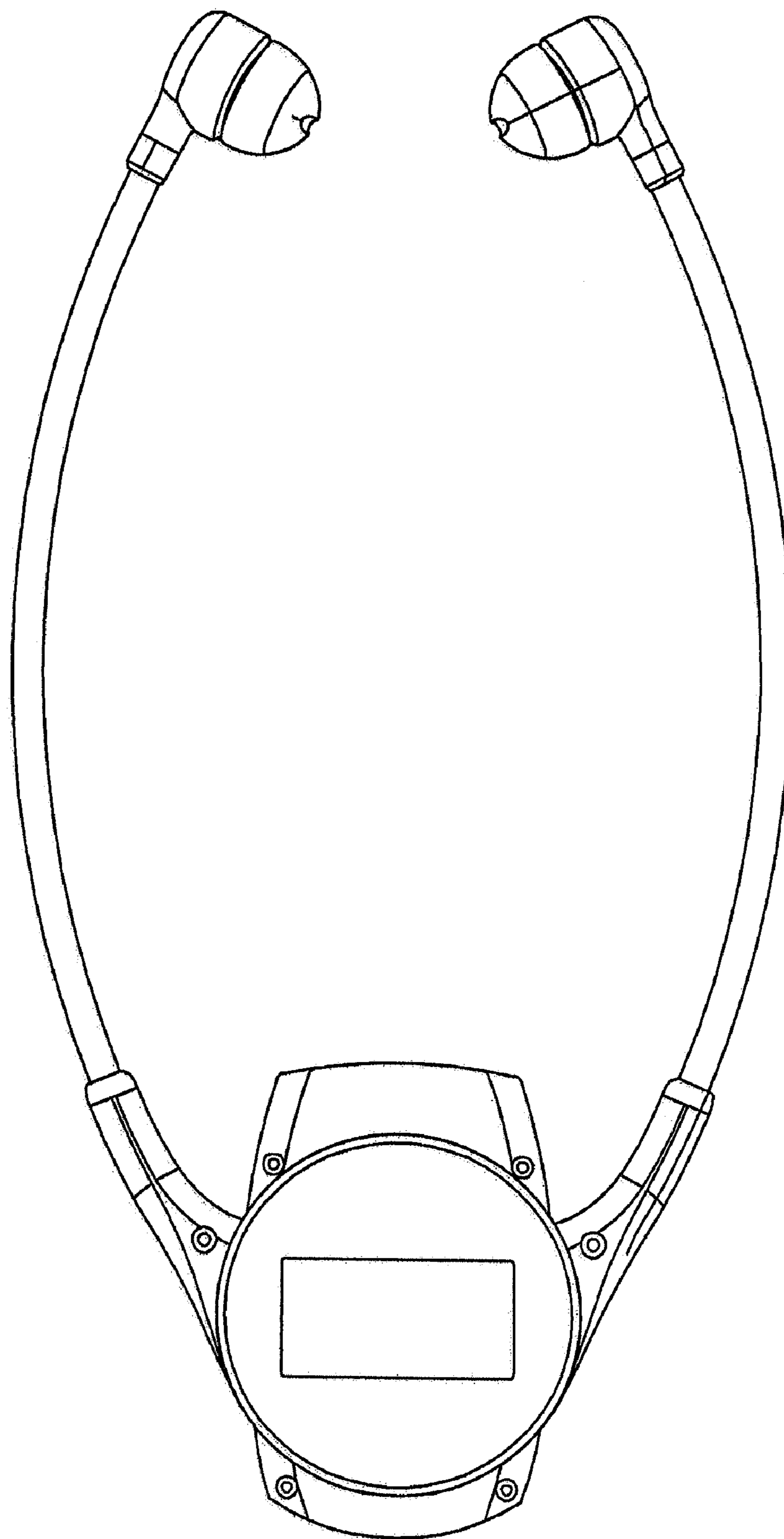


FIG. 2

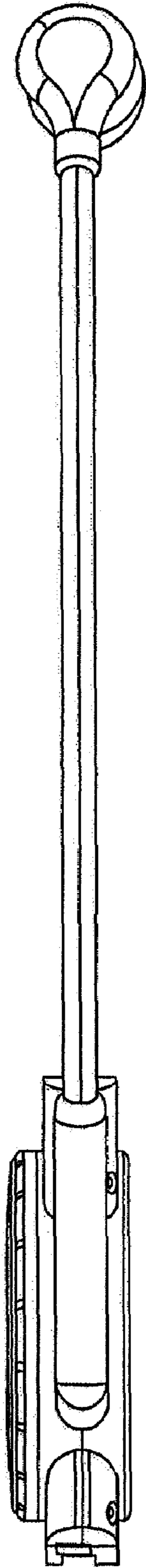


FIG. 3

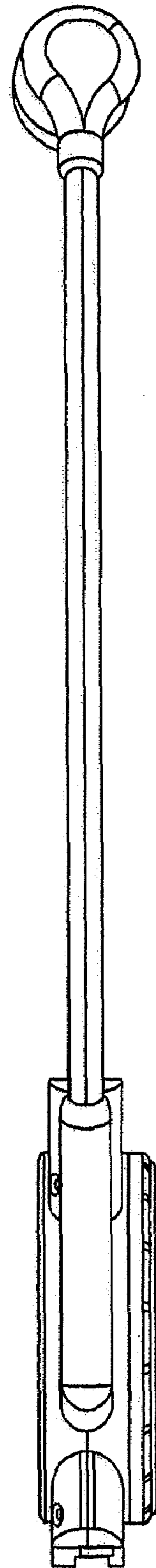


FIG. 4




FIG. 5




FIG. 6