



US00D574001S

(12) **United States Design Patent**  
**Zhou et al.**

(10) **Patent No.:** **US D574,001 S**  
(45) **Date of Patent:** **\*\* Jul. 29, 2008**

(54) **FRONT BEZEL FOR A COMPUTER ENCLOSURE**

D467,928 S \* 12/2002 Chen et al. .... D14/444  
D517,078 S \* 3/2006 Yu et al. .... D14/444  
D520,508 S \* 5/2006 Zong et al. .... D14/444  
D521,007 S \* 5/2006 Huang et al. .... D14/444

(75) Inventors: **Bo Zhou**, Shenzhen (CN); **Chun-Chi Liang**, Taipei Hsien (TW); **Jiing-Renn Yu**, Taipei Hsien (TW)

\* cited by examiner

(73) Assignee: **Hon Hai Precision Industry Co., Ltd.**, Tu-Cheng, Taipei Hsien (TW)

*Primary Examiner*—Freda S Nunn  
(74) *Attorney, Agent, or Firm*—Frank R. Niranjan

(\*\*) Term: **14 Years**

(57) **CLAIM**

(21) Appl. No.: **29/281,699**

The ornamental design for a front bezel for a computer enclosure, as shown and described.

(22) Filed: **Jun. 29, 2007**

**DESCRIPTION**

(30) **Foreign Application Priority Data**

Apr. 5, 2007 (CN) ..... 2007 3 0200239

FIG. 1 is a perspective view of a front bezel for a computer enclosure showing our new design;  
FIG. 2 is a front elevational view thereof;  
FIG. 3 is a left-side, elevational view thereof;  
FIG. 4 is a right-side, elevational view thereof;  
FIG. 5 is a top plan view thereof;  
FIG. 6 is a bottom plan view thereof; and,  
FIG. 7 is a perspective view of the front bezel being mounted to a computer enclosure.

(51) **LOC (8) Cl.** ..... **14-02**

(52) **U.S. Cl.** ..... **D14/444**

(58) **Field of Classification Search** ..... D14/441-446,  
D14/308; D13/162, 184, 199; 312/223.2,  
312/326; 361/680-686, 690-696; 369/14,  
369/34.01, 36.01

See application file for complete search history.

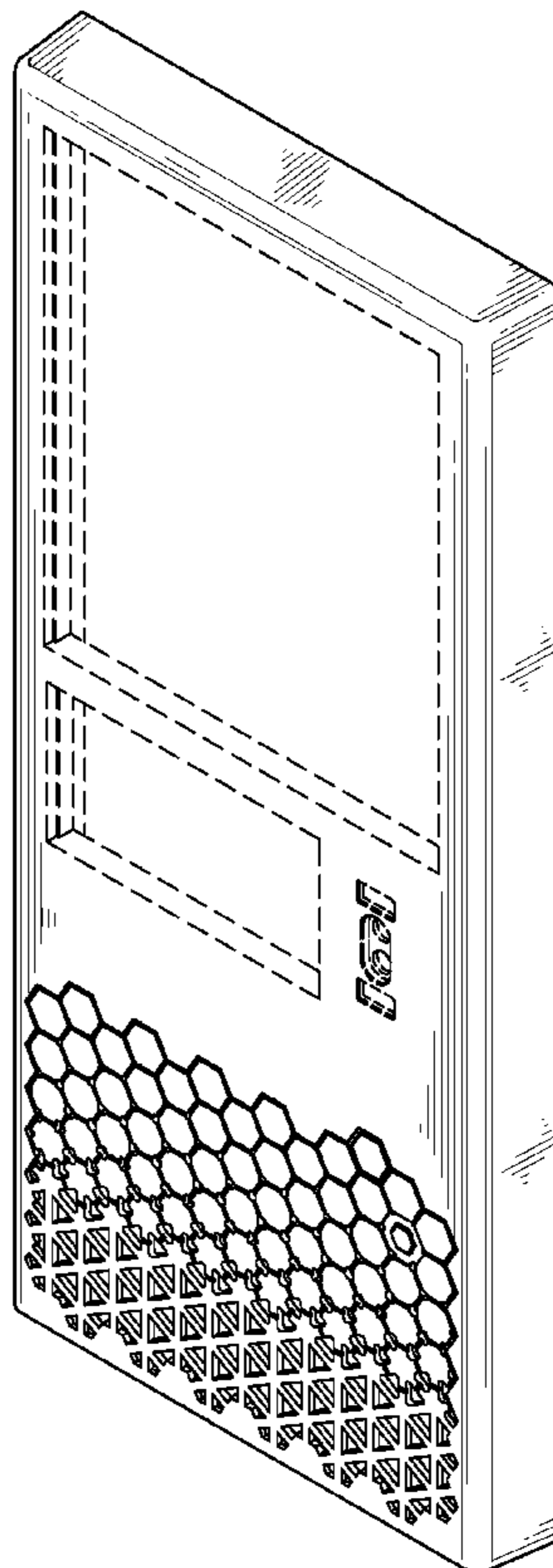
The broken lines are for illustrative purposes only and form no part of the claimed design.

(56) **References Cited**

**U.S. PATENT DOCUMENTS**

6,478,392 B2 \* 11/2002 Gan et al. .... 312/326

**1 Claim, 7 Drawing Sheets**



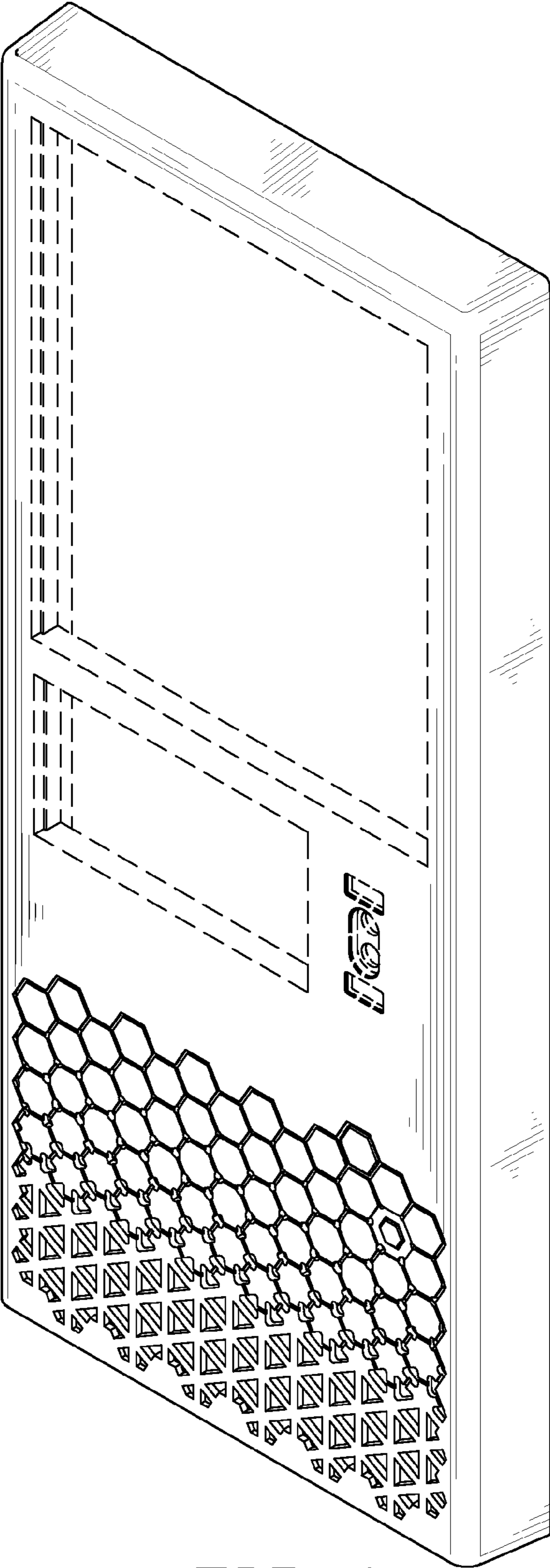


FIG. 1

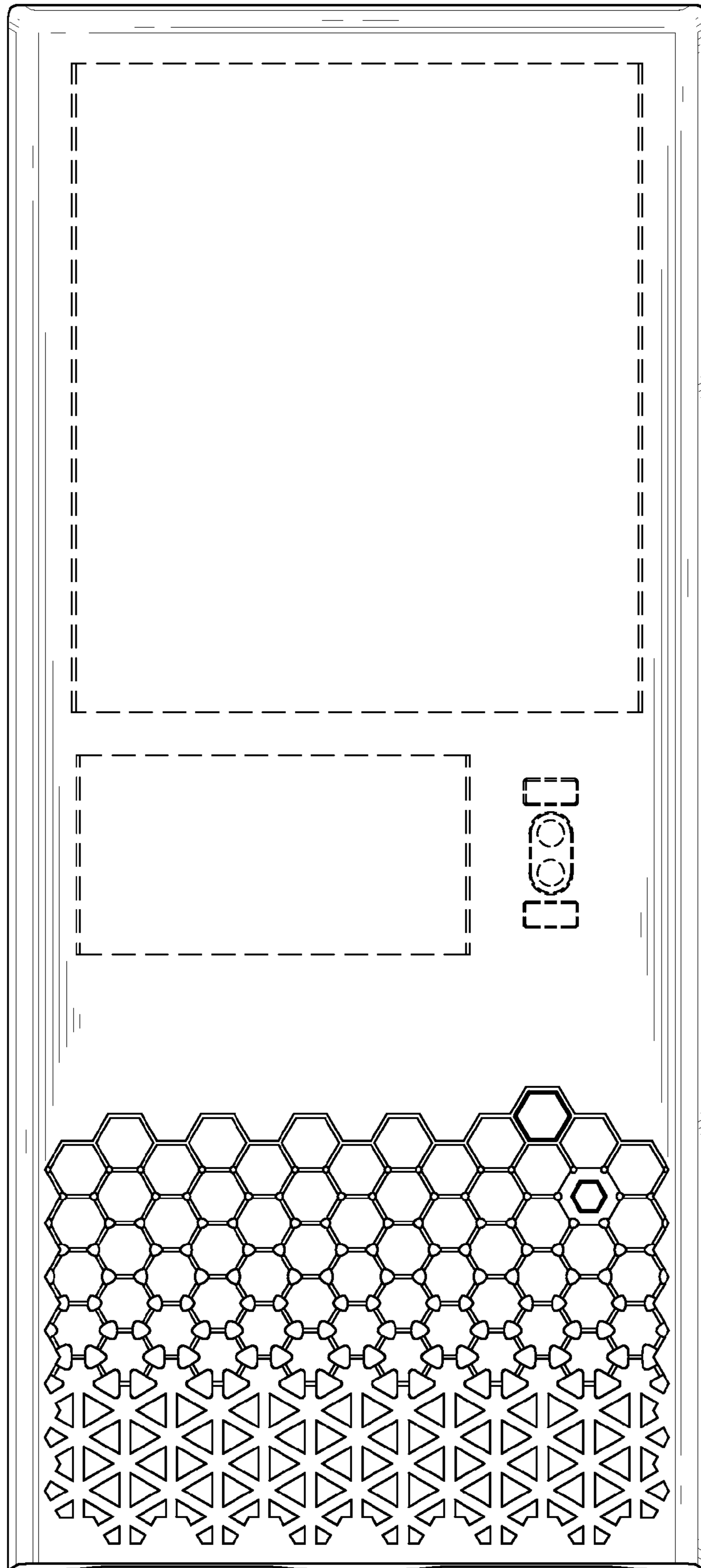


FIG. 2




FIG. 3




FIG. 4

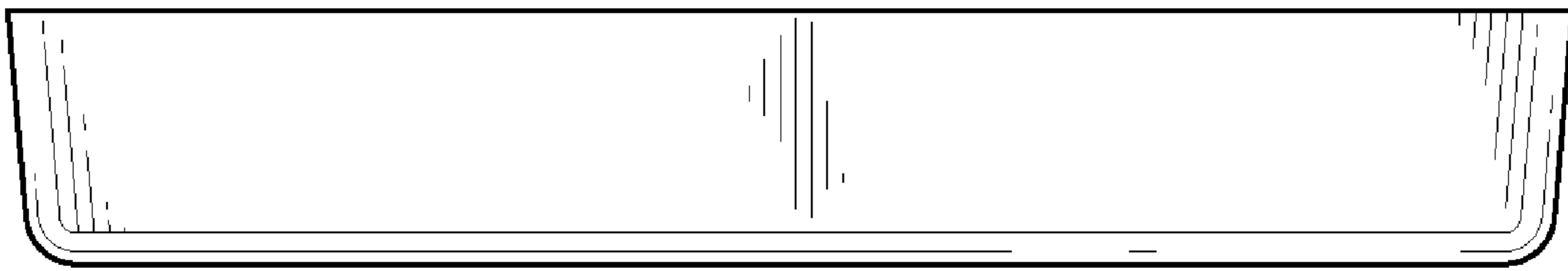


FIG. 5

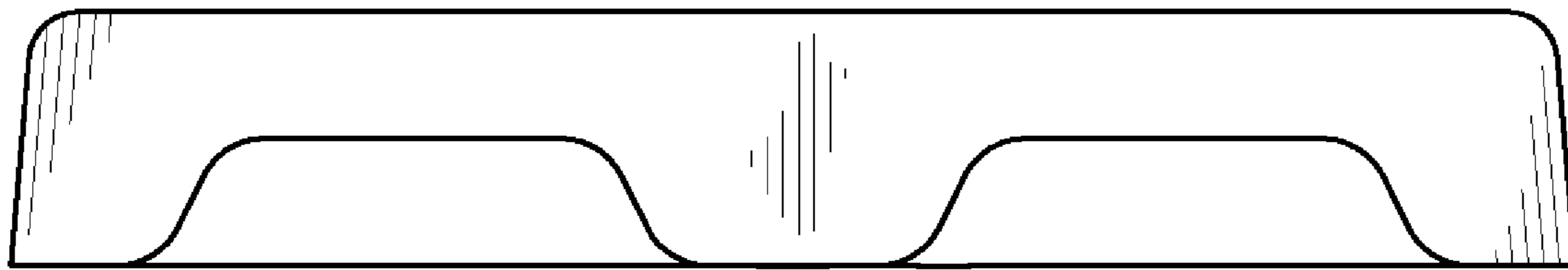


FIG. 6

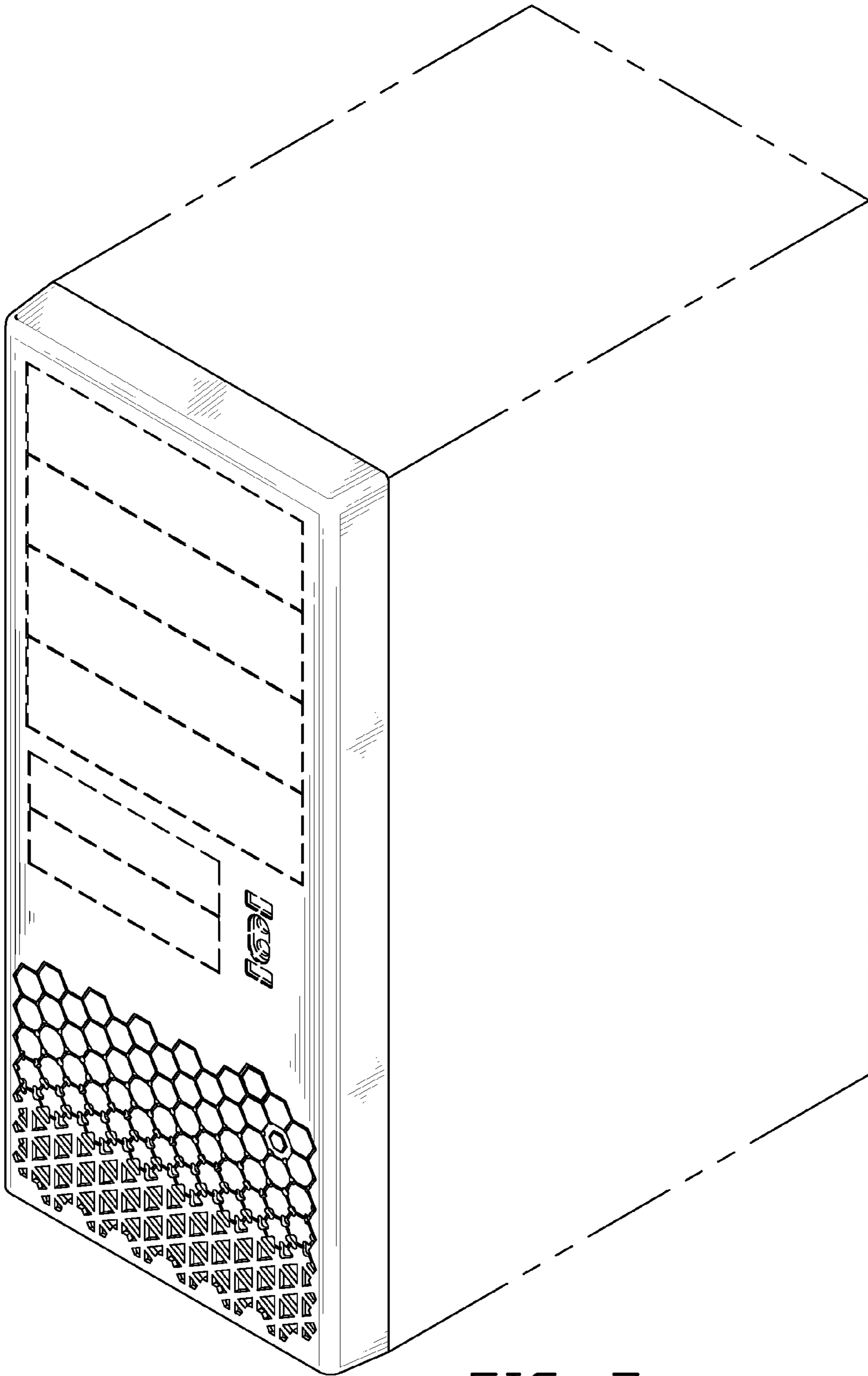


FIG. 7