



US00D573998S

(12) **United States Design Patent**
Zhang et al.

(10) **Patent No.:** **US D573,998 S**
(45) **Date of Patent:** **** Jul. 29, 2008**

(54) **FRONT BEZEL FOR A COMPUTER ENCLOSURE**

(56) **References Cited**

U.S. PATENT DOCUMENTS

6,478,392 B2 *	11/2002	Gan et al.	312/326
D467,928 S *	12/2002	Chen et al.	D14/444
D517,078 S *	3/2006	Yu et al.	D14/444
D520,508 S *	5/2006	Zong et al.	D14/444
D521,007 S *	5/2006	Huang et al.	D14/444

* cited by examiner

Primary Examiner—Freda S Nunn

(74) *Attorney, Agent, or Firm*—Frank R. Niranjana

(75) Inventors: **Jia-Ming Zhang**, Shenzhen (CN);
Chun-Chi Liang, Taipei Hsien (TW);
Jiing-Renn Yu, Taipei Hsien (TW);
Dong-Feng Li, Shenzhen (CN);
Ran-Rong Liu, Shenzhen (CN);
Lin-Shuang Li, Shenzhen (CN)

(73) Assignee: **Hon Hai Precision Industry Co., Ltd.**,
Tu-Cheng, Taipei Hsien (TW)

(57) **CLAIM**

The ornamental design for a front bezel for a computer enclosure, as shown and described.

(**) Term: **14 Years**

DESCRIPTION

(21) Appl. No.: **29/279,722**

FIG. 1 is a perspective view of a front bezel for a computer enclosure showing our new design;

(22) Filed: **May 7, 2007**

FIG. 2 is a front elevational view thereof;

(30) **Foreign Application Priority Data**

Nov. 23, 2006 (CN) 2006 3 0200497

FIG. 3 is a left-side, elevational view thereof;

(51) **LOC (8) Cl.** **14-02**

(52) **U.S. Cl.** **D14/444**

(58) **Field of Classification Search** D14/441–446,
D14/308; D13/162, 184, 199; 312/223.2,
312/326; 361/680–686, 690–696; 369/14,
369/34.01, 36.01

FIG. 4 is a right-side, elevational view thereof;

FIG. 5 is a top plan view thereof;

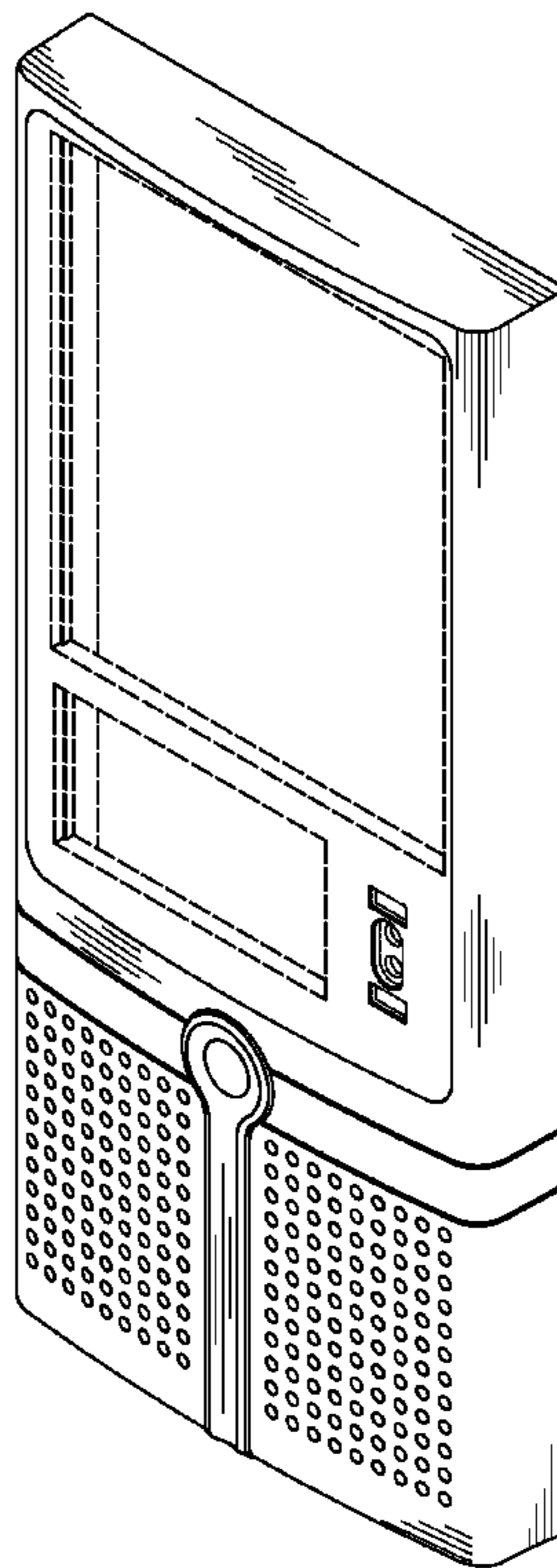
FIG. 6 is a bottom plan view thereof; and,

FIG. 7 is a perspective view of the front bezel being mounted to a computer enclosure.

The broken lines are for illustrative purposes only and form no part of the claimed design.

See application file for complete search history.

1 Claim, 7 Drawing Sheets



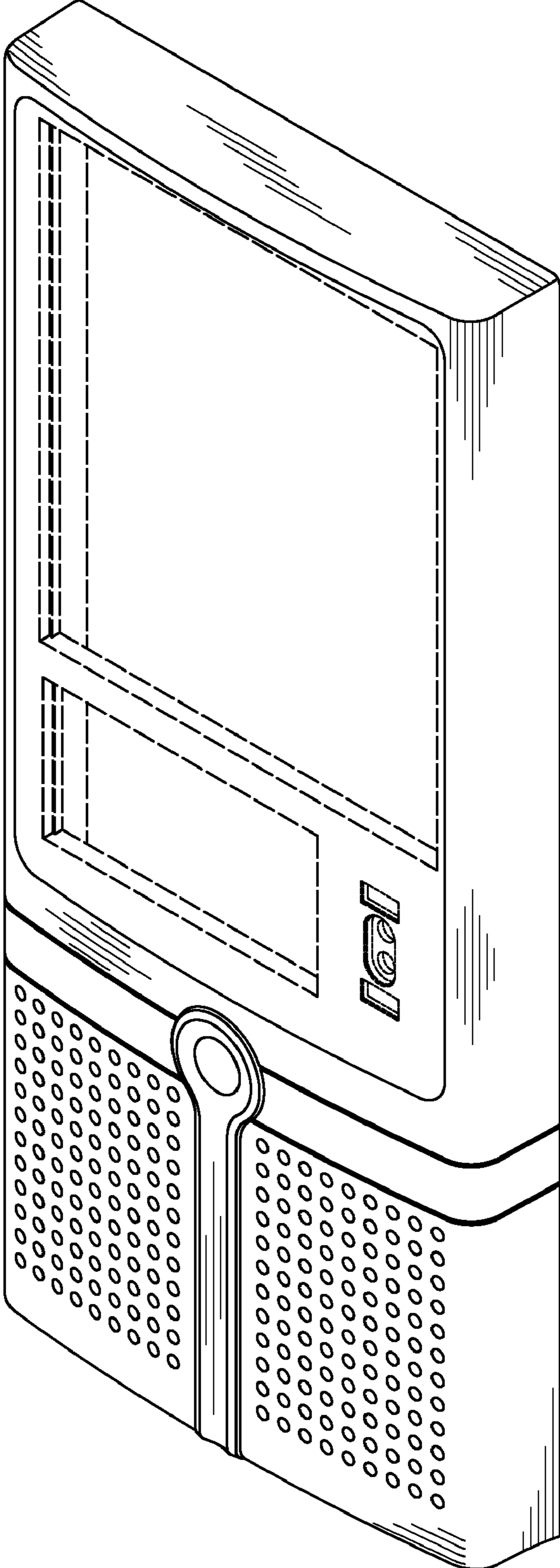


FIG. 1

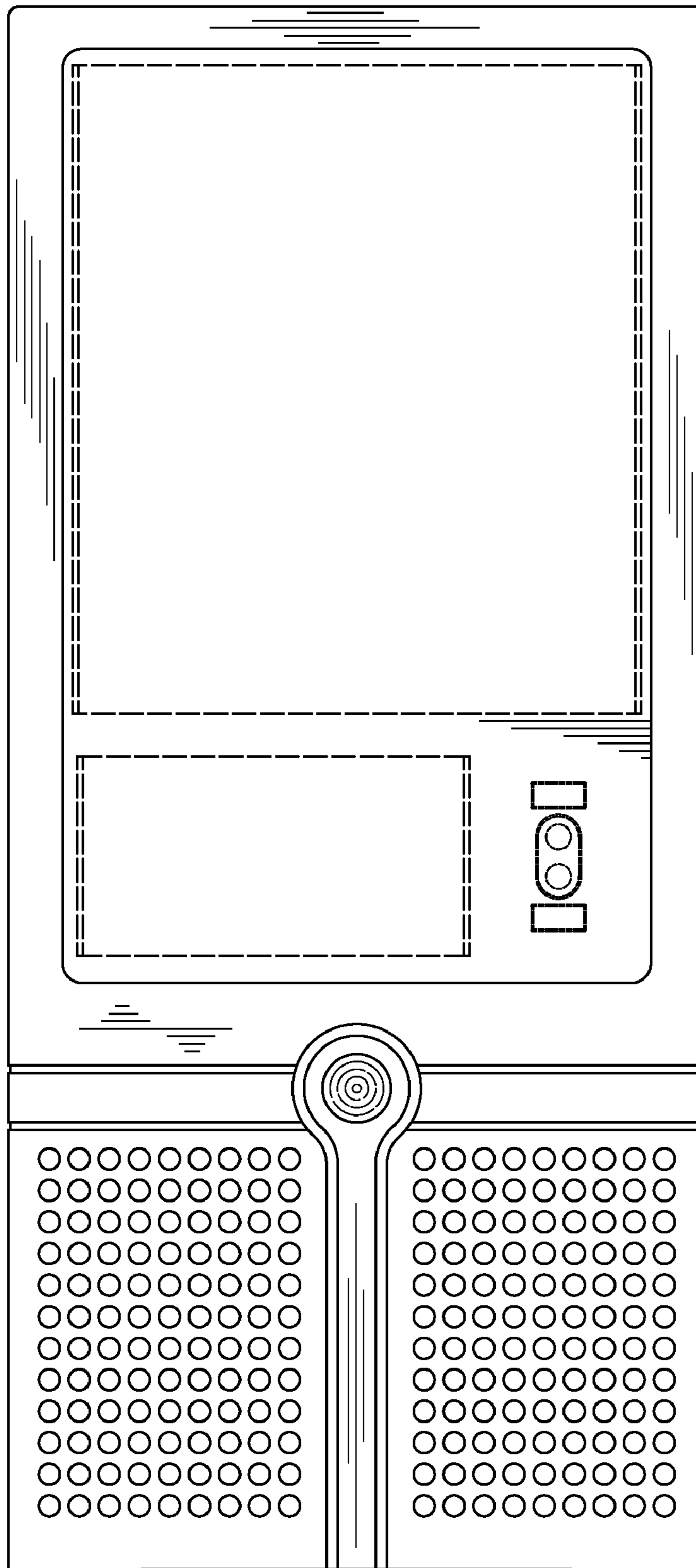


FIG. 2

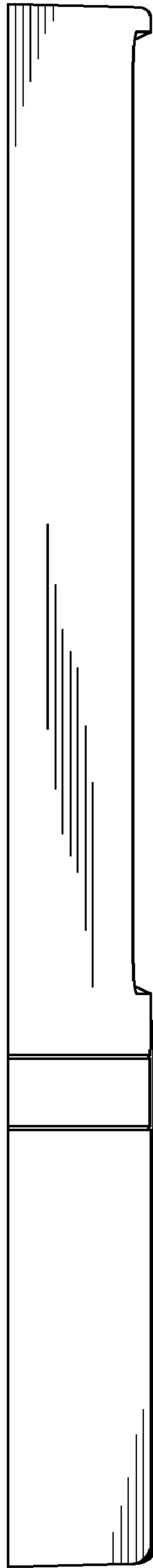


FIG. 3

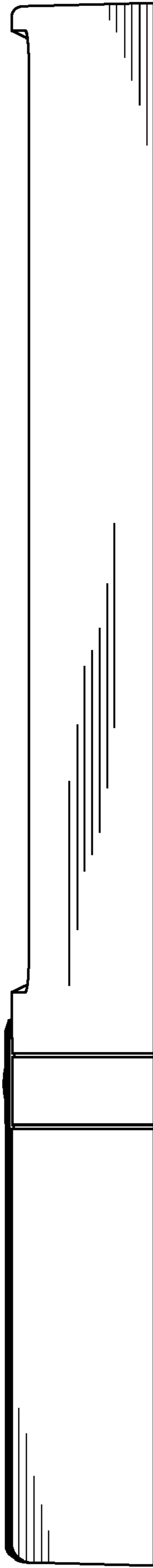


FIG. 4

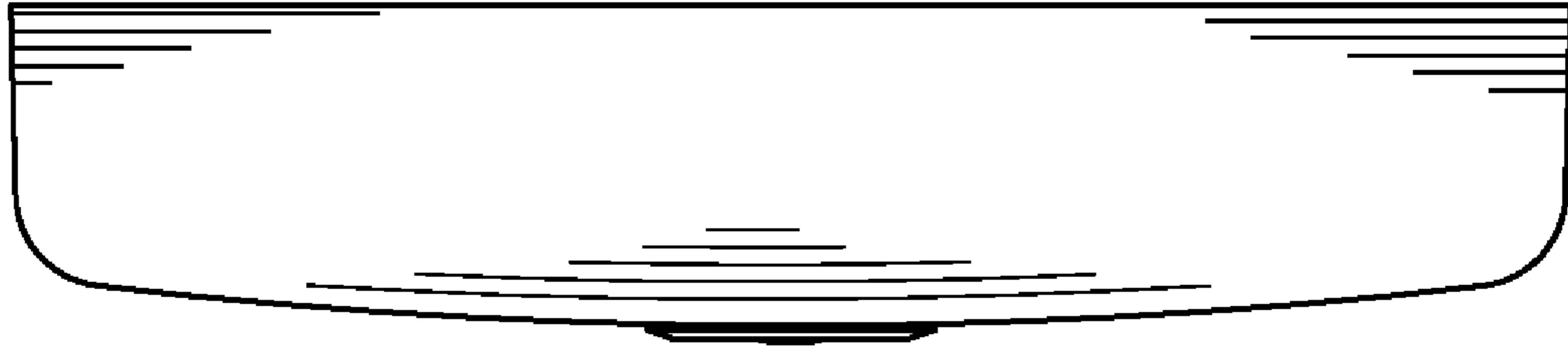


FIG. 5

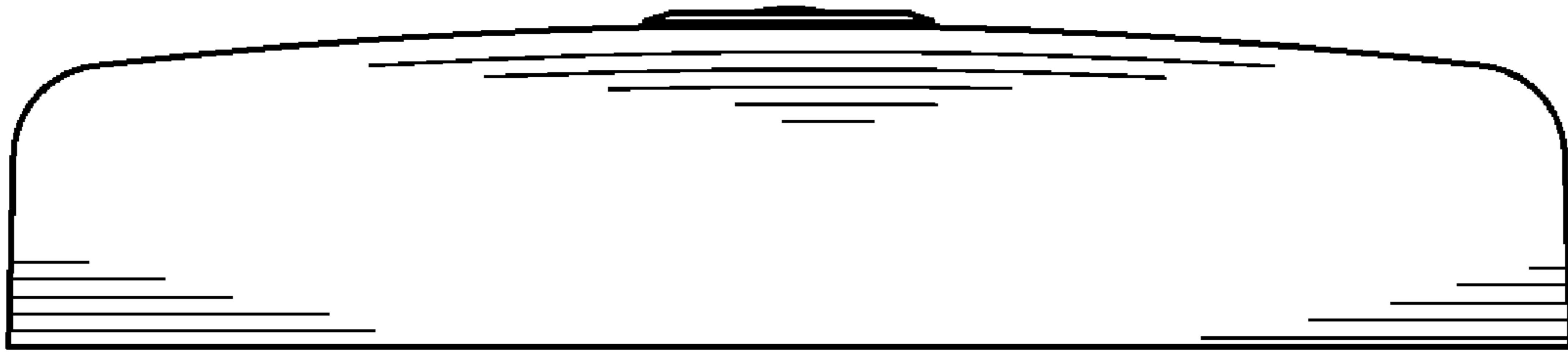


FIG. 6

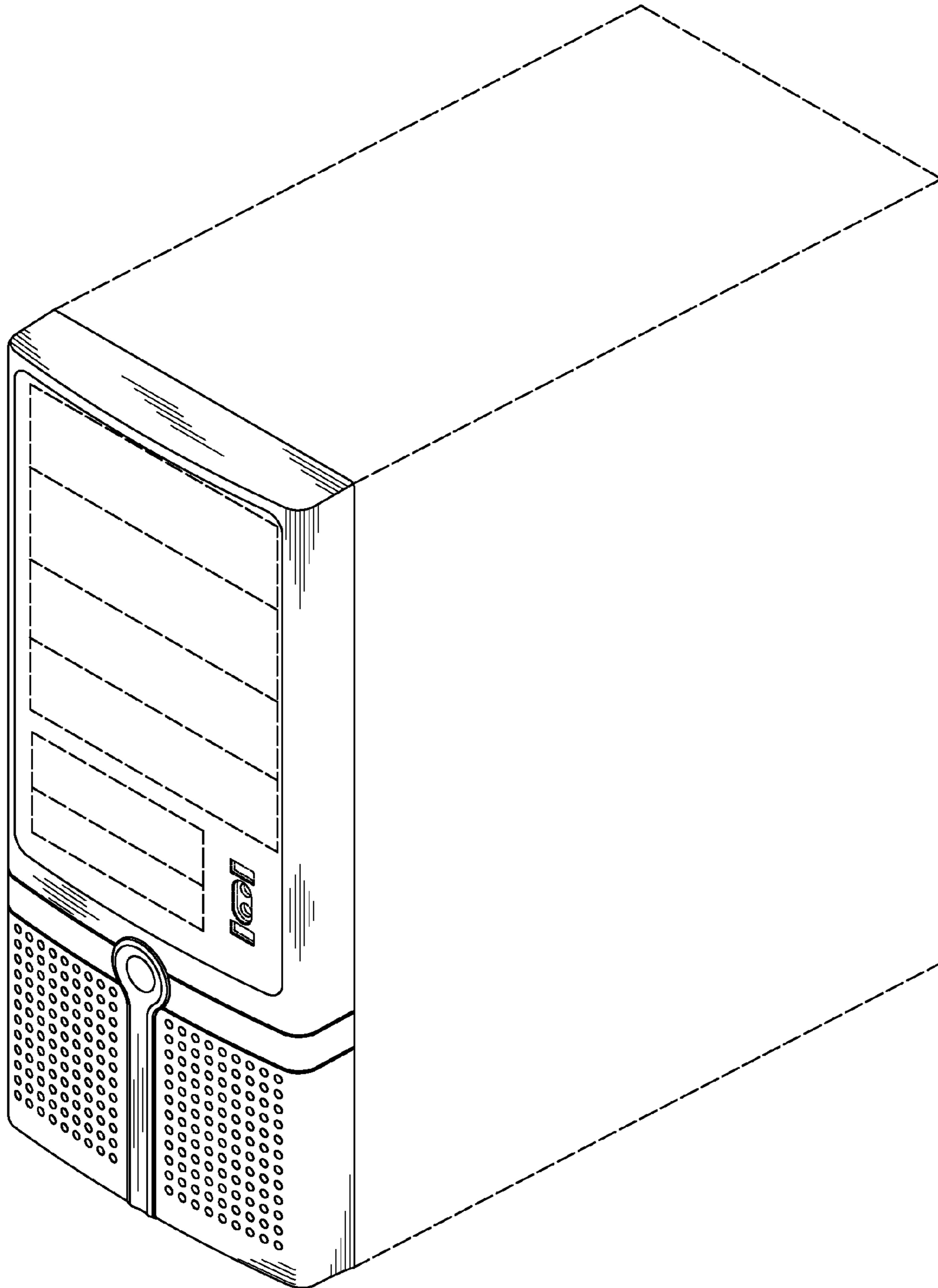


FIG. 7