



US00D573990S

(12) **United States Design Patent**
Ward

(10) **Patent No.:** **US D573,990 S**
(45) **Date of Patent:** **** Jul. 29, 2008**

- (54) **KEYBOARD FOR CONTROL DESK**
- (75) Inventor: **Murray Ward**, Hampshire (GB)
- (73) Assignee: **Snell & Wilcox Limited** (GB)
- (**) Term: **14 Years**
- (21) Appl. No.: **29/298,955**
- (22) Filed: **Dec. 17, 2007**

Related U.S. Application Data

- (62) Division of application No. 29/227,812, filed on Apr. 15, 2005, now Pat. No. Des. 562,322.
 - (51) **LOC (8) Cl.** **14-02**
 - (52) **U.S. Cl.** **D14/396**
 - (58) **Field of Classification Search** D14/331-337, D14/371, 217, 391-400, 388, 125-129, 306; 345/104, 156, 168, 173, 901-905; 348/180, 348/184, 325, 739; 341/12; 248/917-924, 248/122.1; 349/1, 2, 11, 62; 361/680-686; 708/141
- See application file for complete search history.

(56) **References Cited**
U.S. PATENT DOCUMENTS

- D312,245 S 11/1990 Uchida
- D372,226 S 7/1996 Maguire, Jr.

- D385,854 S 11/1997 Sumii
- 5,687,939 A 11/1997 Moscovitch
- 5,808,922 A 9/1998 Martinez et al.
- D411,530 S 6/1999 Carter et al.
- D421,975 S 3/2000 Steel
- D453,327 S 2/2002 Takita et al.
- D456,400 S 4/2002 Kim
- D562,322 S * 2/2008 Ward D14/396

* cited by examiner

Primary Examiner—Freda S Nunn

(74) *Attorney, Agent, or Firm*—Michael Best & Friedrich LLP

(57) **CLAIM**

The ornamental design for a keyboard for control desk, as shown and described.

DESCRIPTION

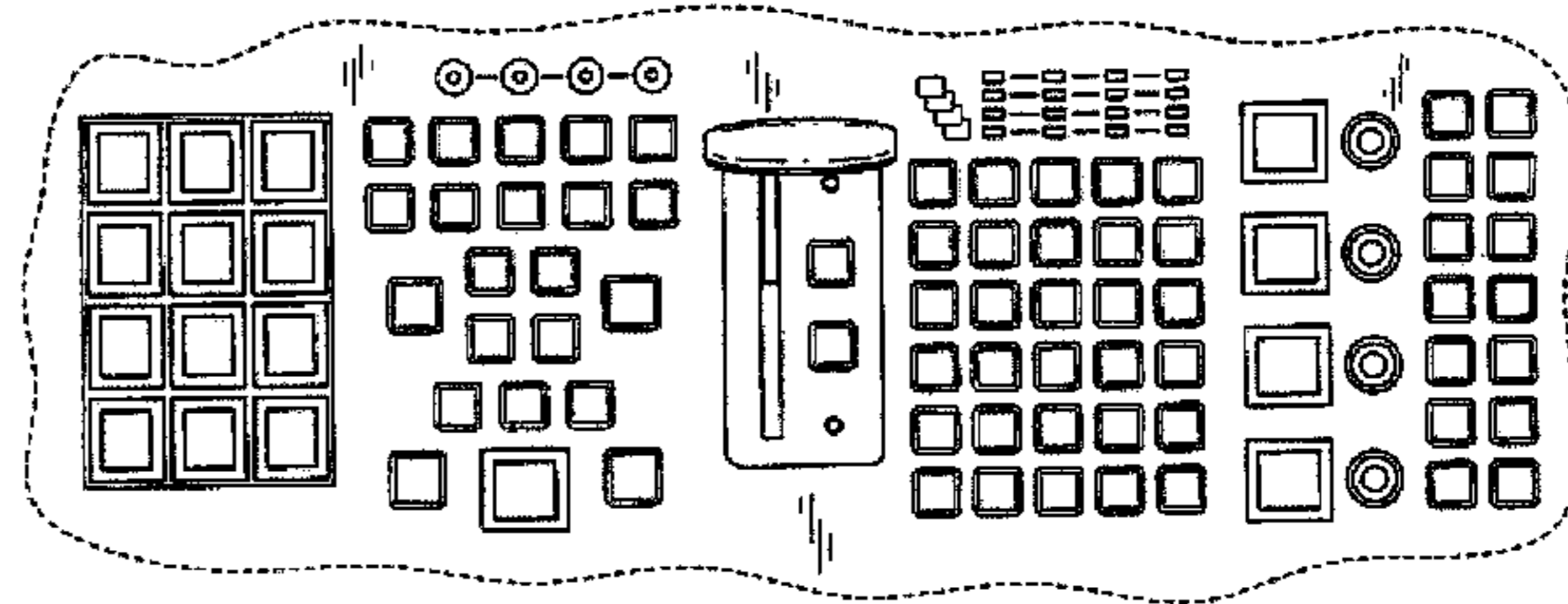
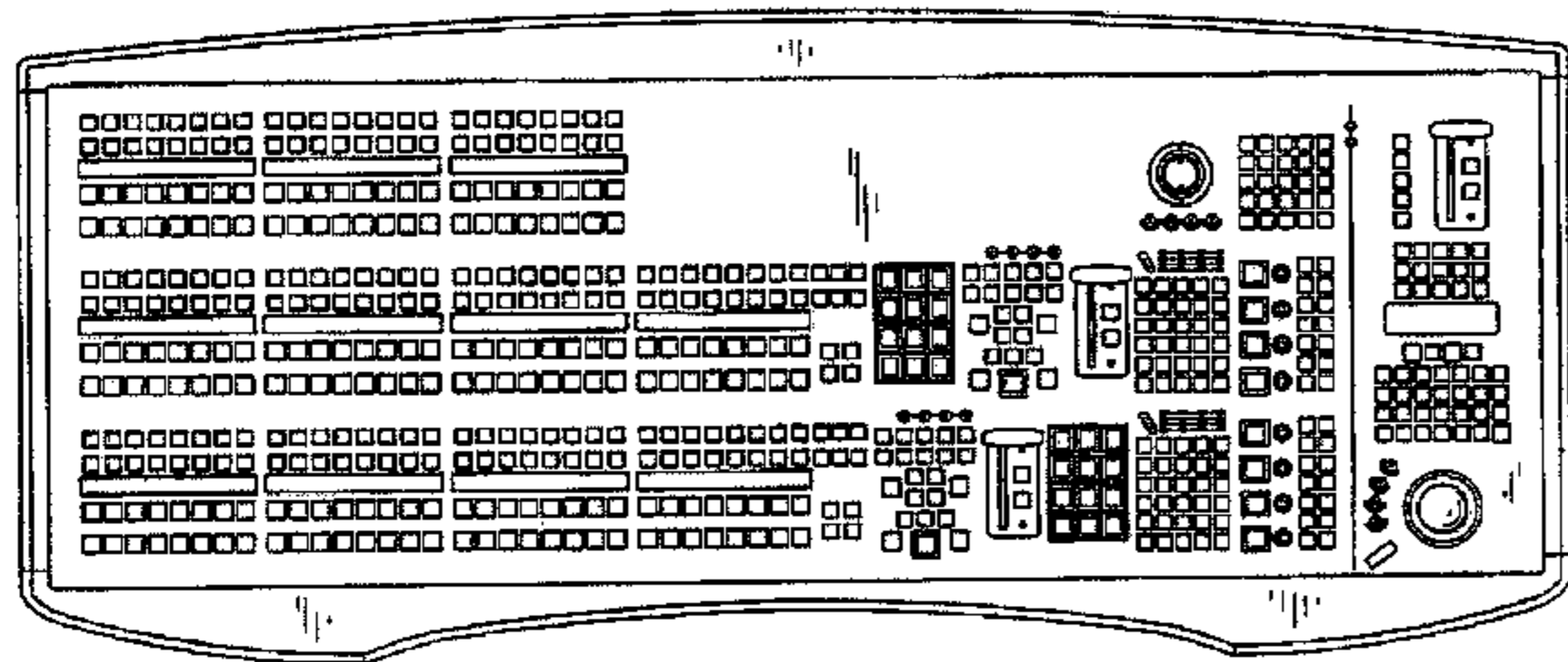
FIG. 1 is a top plan view of a keyboard for control desk showing my new design;

FIG. 2 is an enlarged detailed view of a portion of the keyboard for control desk illustrated in FIG. 1; and,

FIG. 3 is another enlarged detailed view of a portion of the keyboard for control desk illustrated in FIG. 1.

The broken lines are only used to show the boundaries of the enlarged detailed portions thereof and form no part of the claimed design.

1 Claim, 3 Drawing Sheets



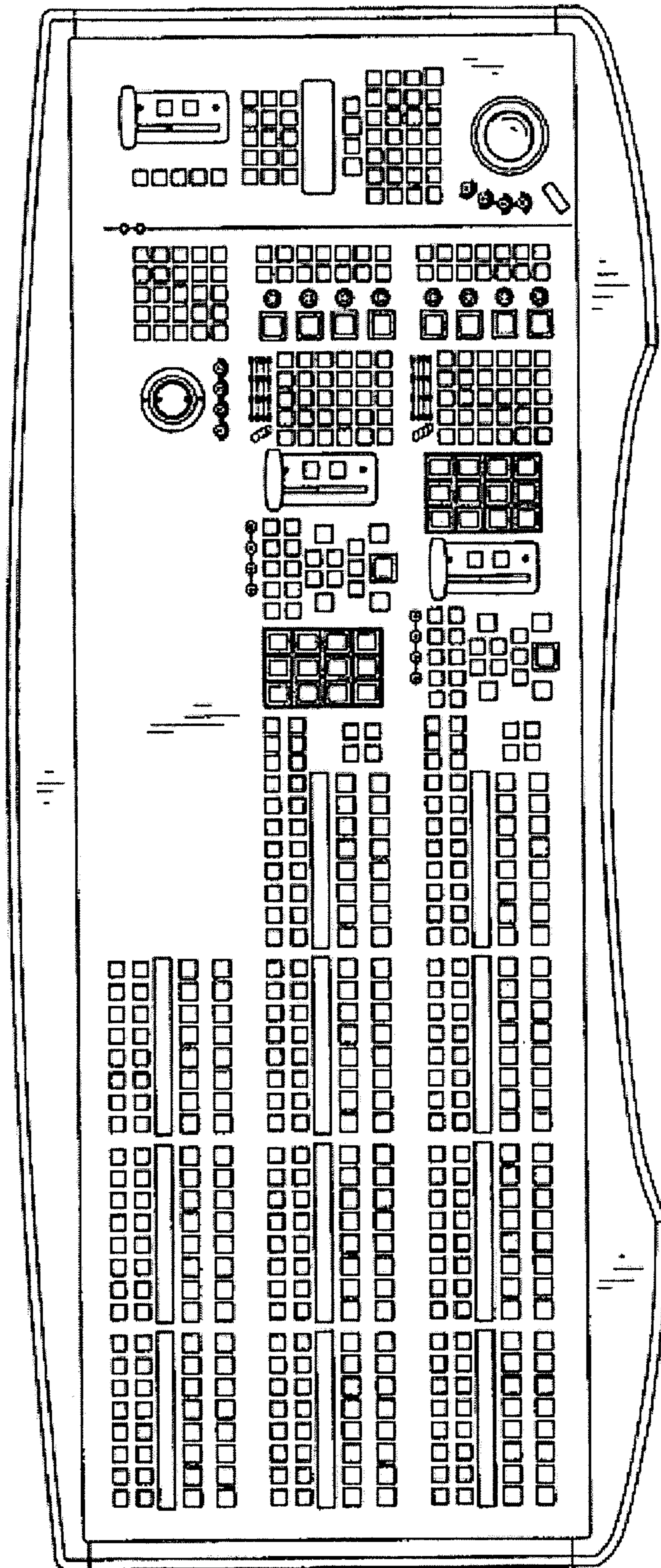


Fig. 1

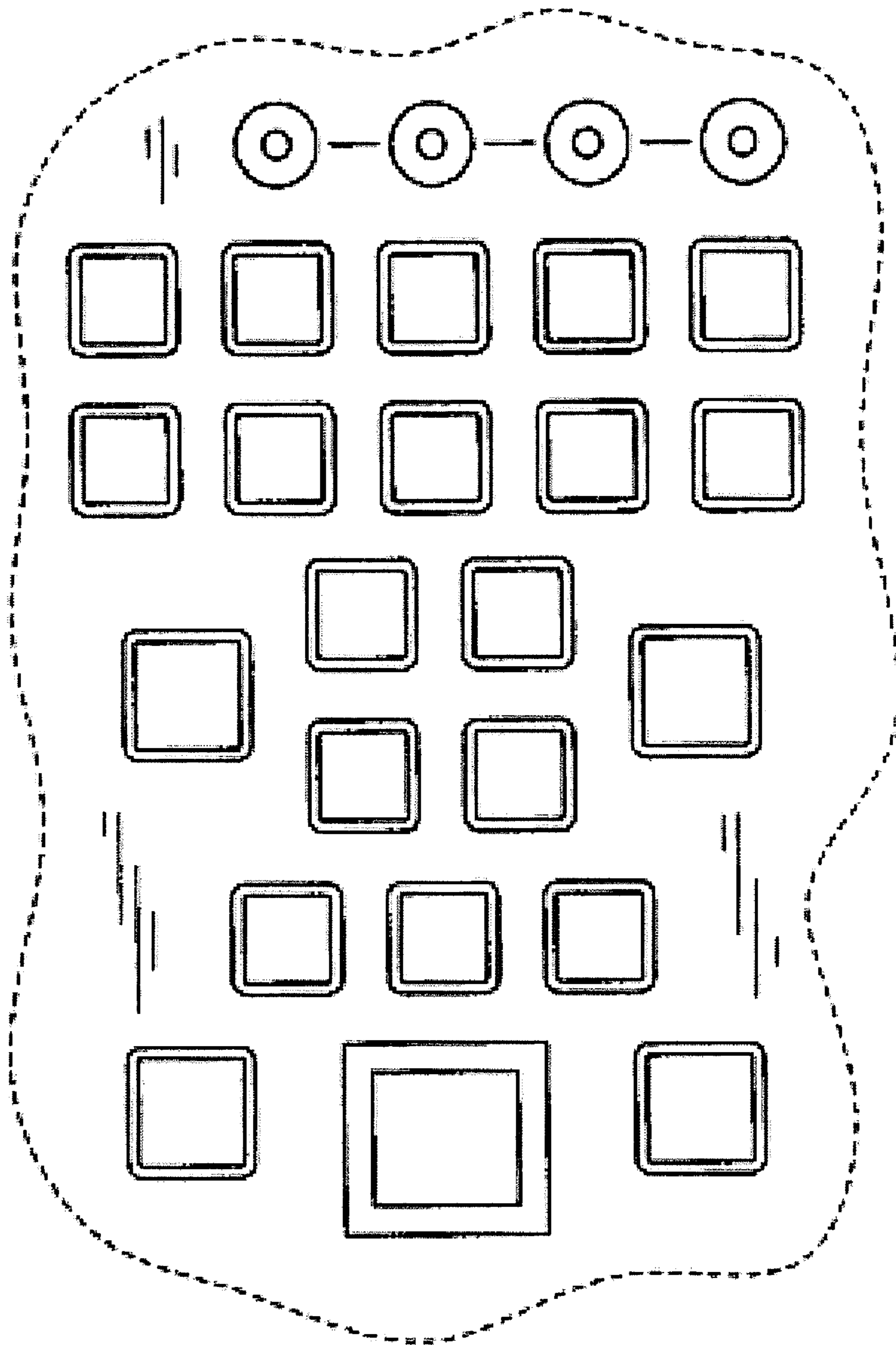


Fig. 2

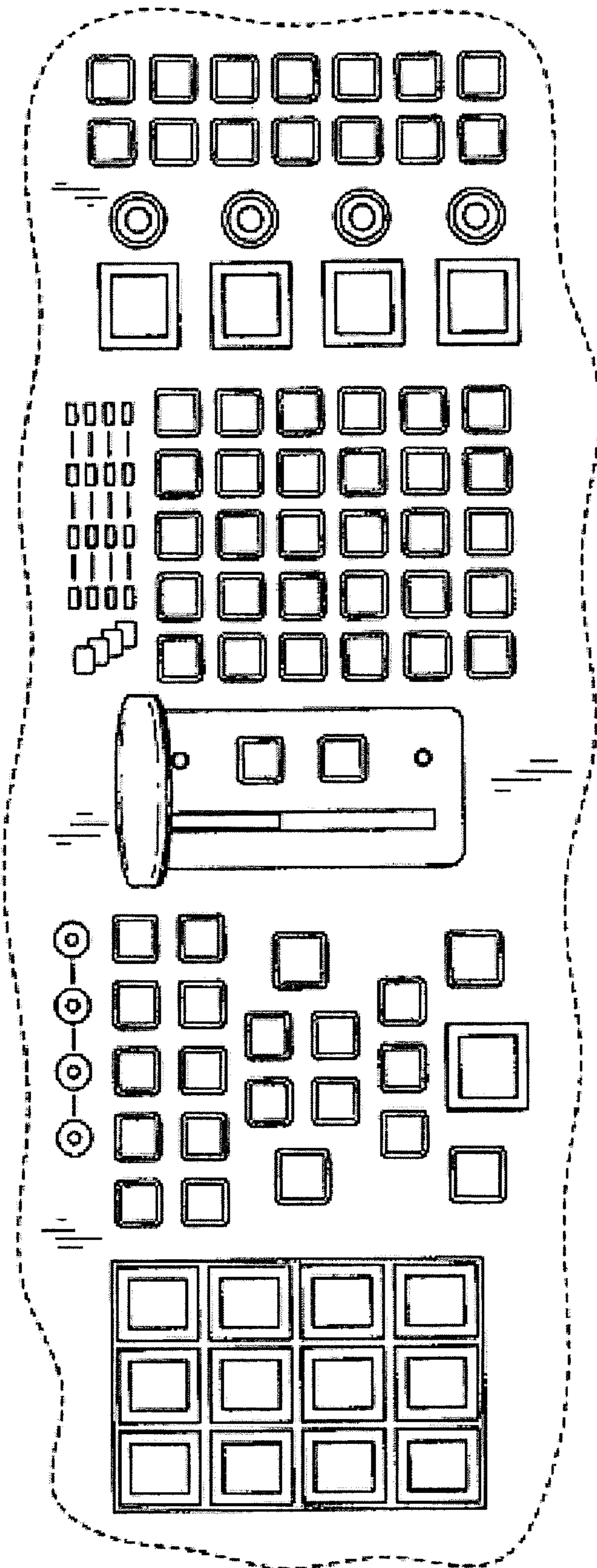


Fig. 3