



US00D573989S

(12) **United States Design Patent**
Ward

(10) **Patent No.:** **US D573,989 S**
(45) **Date of Patent:** **** Jul. 29, 2008**

(54) **KEYBOARD FOR CONTROL DESK**

(75) Inventor: **Murray Ward**, Hampshire (GB)

(73) Assignee: **Snell & Wilcox** (GB)

(**) Term: **14 Years**

(21) Appl. No.: **29/298,954**

(22) Filed: **Dec. 17, 2007**

Related U.S. Application Data

(62) Division of application No. 29/227,812, filed on Apr. 15, 2005, now Pat. No. Des. 562,322.

(51) **LOC (8) Cl.** **14-02**

(52) **U.S. Cl.** **D14/396**

(58) **Field of Classification Search** D14/331-337,
D14/371, 217, 391-400, 388, 125-129, 306;
345/104, 156, 168, 173, 901-905; 348/180,
348/184, 325, 739; 341/12; 248/917-924,
248/122.1; 349/1, 2, 11, 62; 361/680-686;
708/141

See application file for complete search history.

(56) **References Cited**

U.S. PATENT DOCUMENTS

D312,245 S * 11/1990 Uchida D14/334

D372,226 S * 7/1996 Maguire, Jr. D14/306

D385,854 S * 11/1997 Sumii D14/399
5,687,939 A * 11/1997 Moscovitch 248/122.1
5,808,922 A * 9/1998 Martinez et al. 708/141
D411,530 S * 6/1999 Carter et al. D14/400
D421,975 S * 3/2000 Steel D14/399
D453,327 S * 2/2002 Takita et al. D14/217
D456,400 S * 4/2002 Kim D14/337
D562,322 S * 2/2008 Ward D14/396

* cited by examiner

Primary Examiner—Freda S Nunn

(74) *Attorney, Agent, or Firm*—Michael Best & Friedrich LLP

(57) **CLAIM**

The ornamental design for a keyboard for control desk, as shown and described.

DESCRIPTION

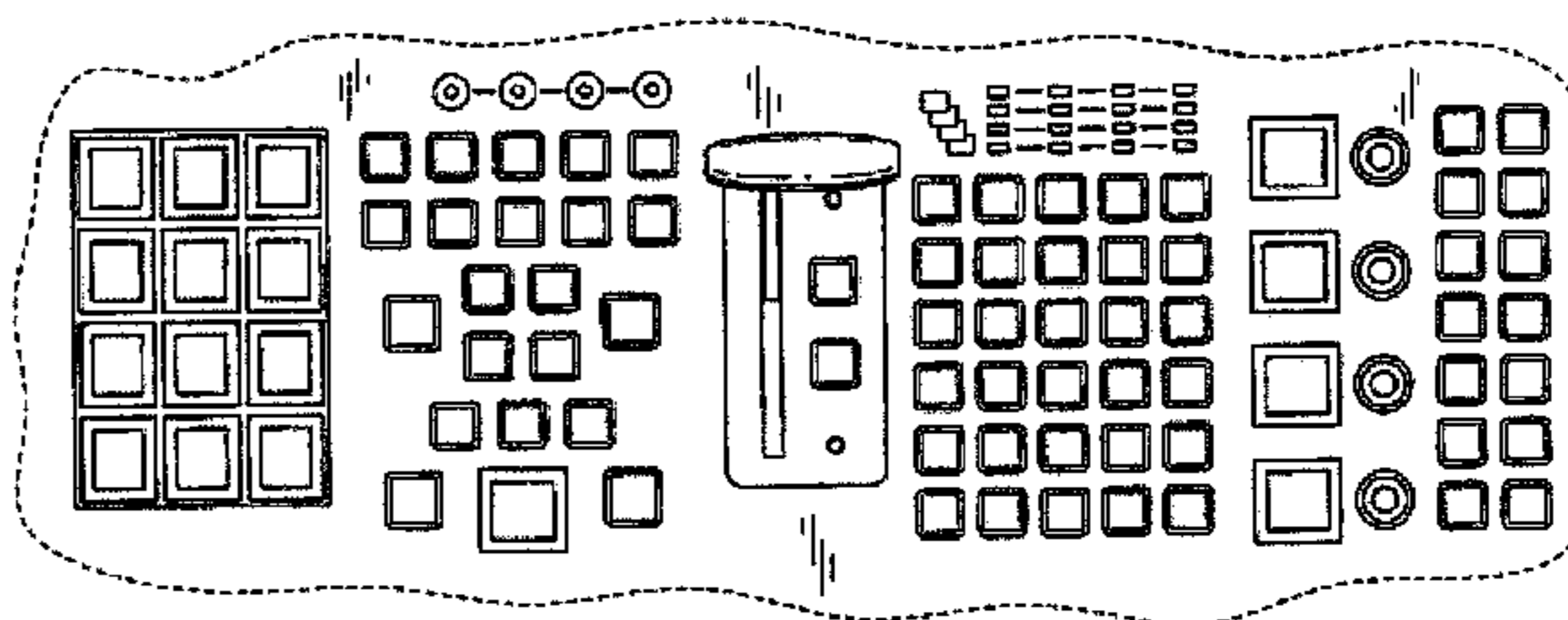
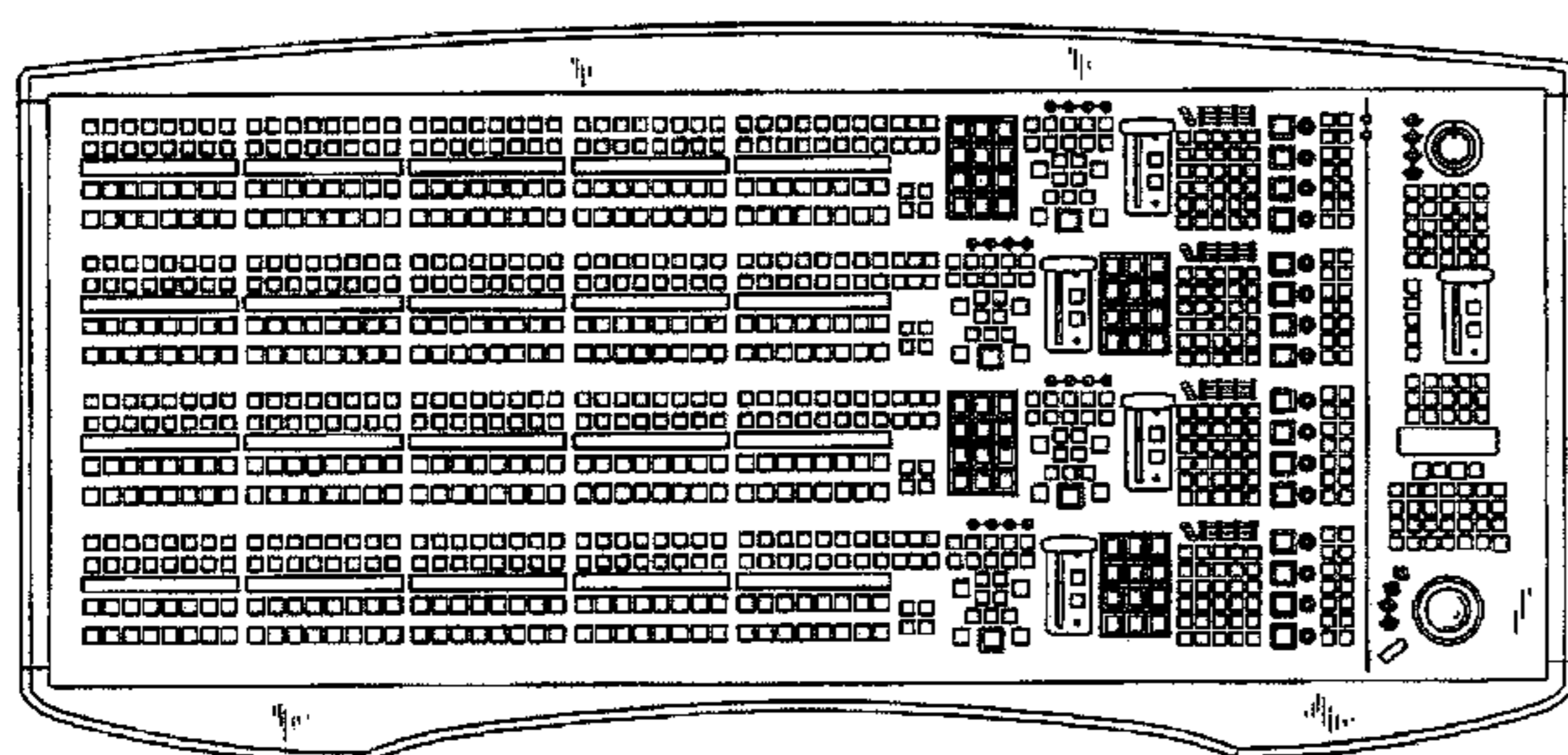
FIG. 1 is a top plan view of a keyboard for control desk showing my new design;

FIG. 2 is an enlarged detailed view of a portion of the keyboard for control desk illustrated in FIG. 1; and,

FIG. 3 is another enlarged detailed view of a portion of the keyboard for control desk illustrated in FIG. 1.

The broken lines are only used to show the boundaries of the enlarged detailed portions thereof and form no part of the claimed design.

1 Claim, 3 Drawing Sheets



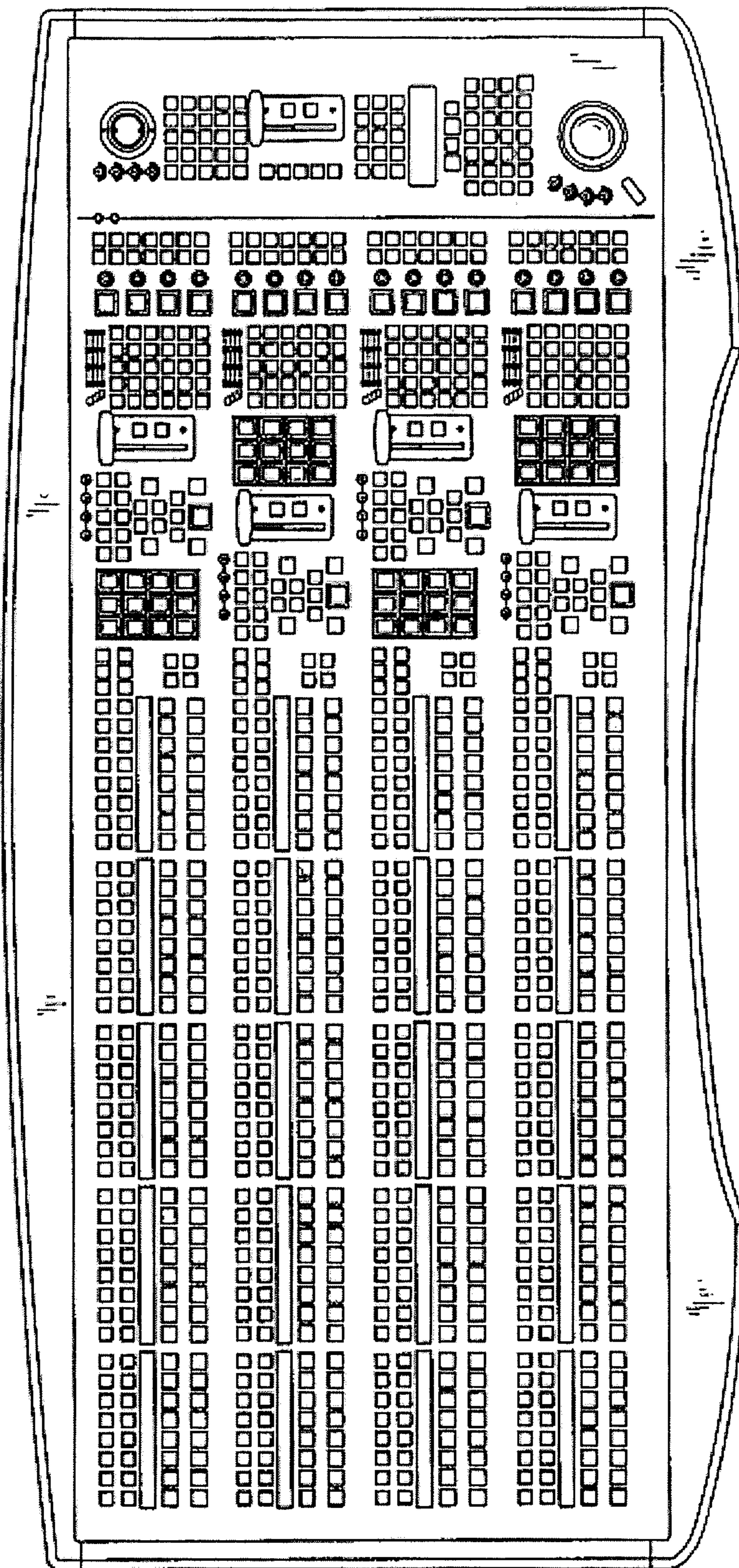


Fig. 1

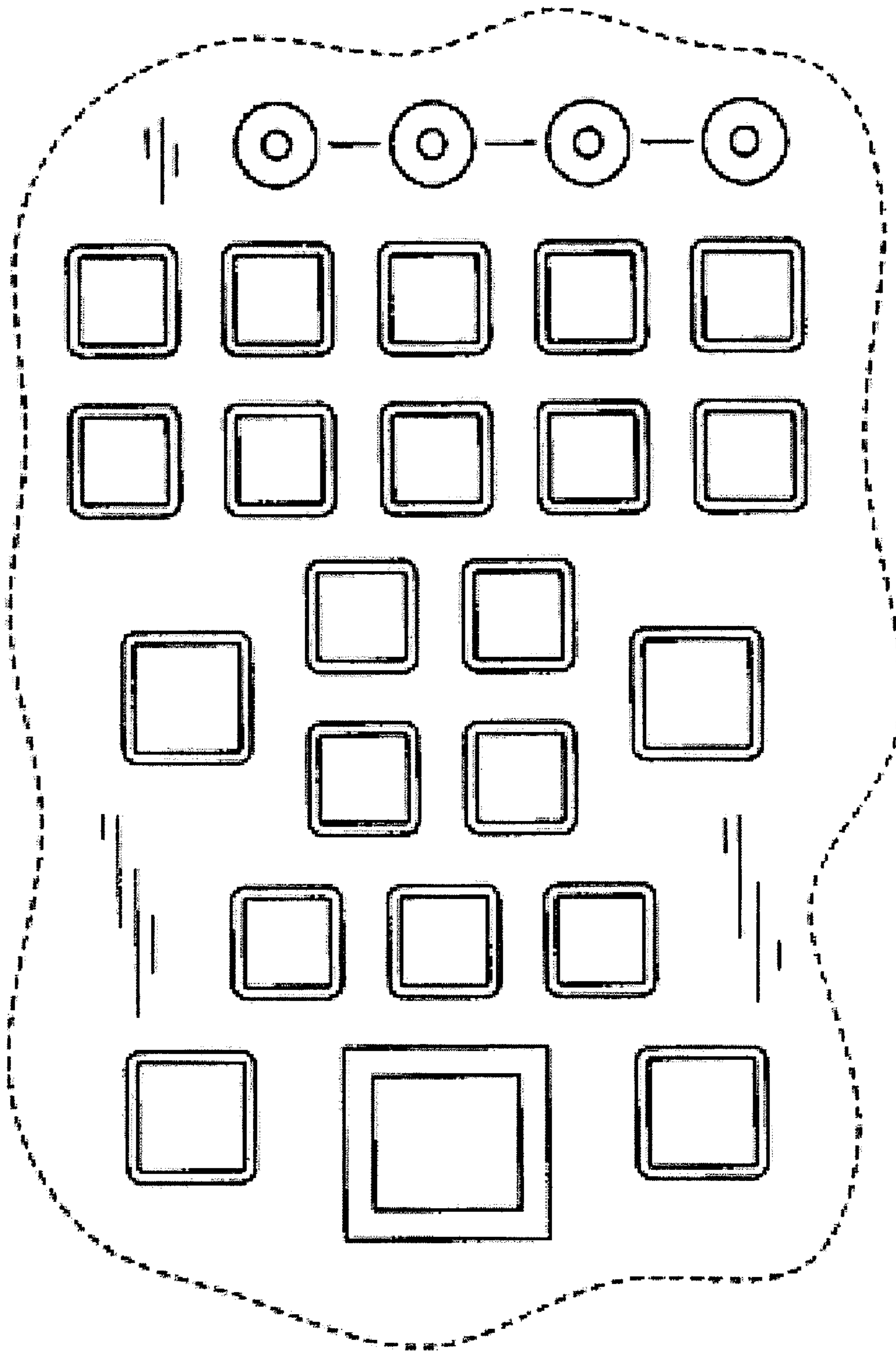


Fig. 2

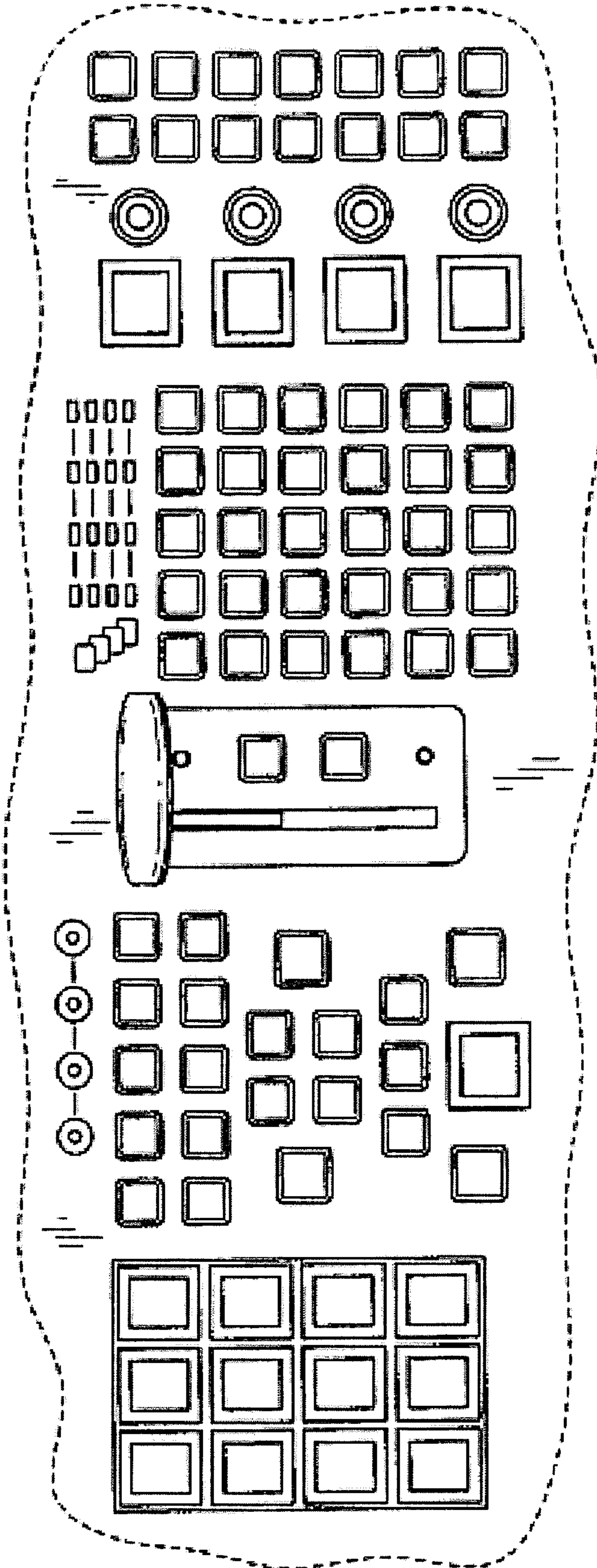


Fig. 3