



US00D573982S

(12) **United States Design Patent**
Monsky

(10) **Patent No.:** **US D573,982 S**

(45) **Date of Patent:** **** Jul. 29, 2008**

(54) **REMOTE CONTROL**

(76) Inventor: **Michael Monsky**, 12910 Royal George Ave., Odessa, FL (US) 33556

(**) Term: **14 Years**

(21) Appl. No.: **29/290,447**

(22) Filed: **Dec. 6, 2007**

(51) **LOC (8) Cl.** **14-03**

(52) **U.S. Cl.** **D14/218**

(58) **Field of Classification Search** D14/218,
D14/455; D13/168; D21/566; D10/104,
D10/106; 345/169; 348/14.05, 114, 211.99,
348/734; 340/825.24; 341/22; 455/92, 95,
455/128, 151.1-151.4, 352, 355, FOR. 121;
700/65

See application file for complete search history.

(56) **References Cited**

U.S. PATENT DOCUMENTS

D365,102 S * 12/1995 Gioscia D14/218
D381,634 S * 7/1997 Yanku D13/168

D387,766 S * 12/1997 Schultz et al. D14/218
D516,545 S * 3/2006 Lai D14/218
D563,948 S * 3/2008 d'Hoore D14/218

* cited by examiner

Primary Examiner—Louis S Zarfaz

Assistant Examiner—John Windmuller

(74) *Attorney, Agent, or Firm*—Hoffman, Wasson & Gitler

(57) **CLAIM**

The ornamental design for a remote control, as shown, and described.

DESCRIPTION

FIG. 1 is a top view of a remote control showing my new design;

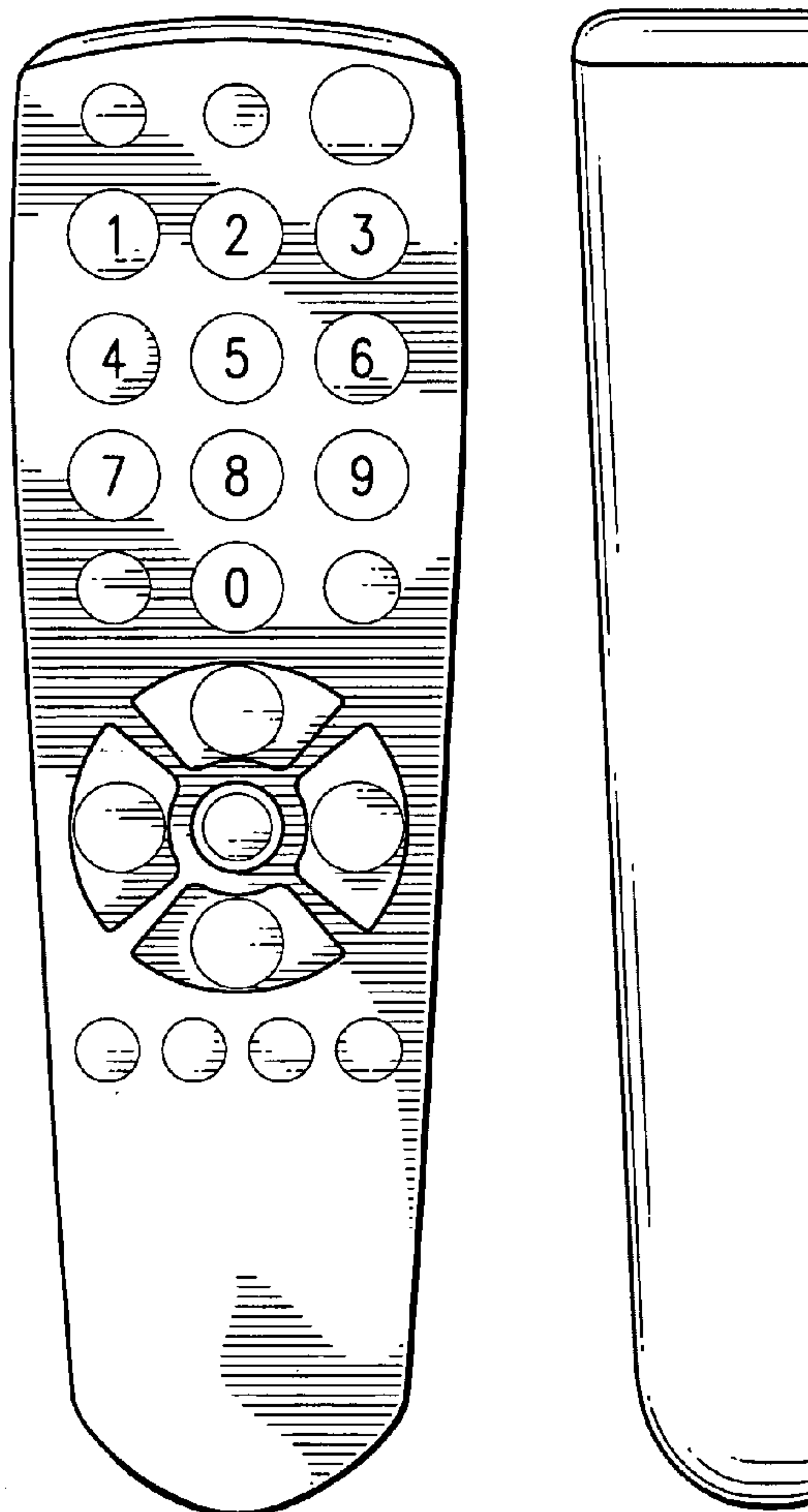
FIG. 2 is a bottom view of the remote control;

FIG. 3 is a rear view of the remote control;

FIG. 4 is a front view of the remote control; and,

FIG. 5 is a left side view of the remote control.

1 Claim, 2 Drawing Sheets



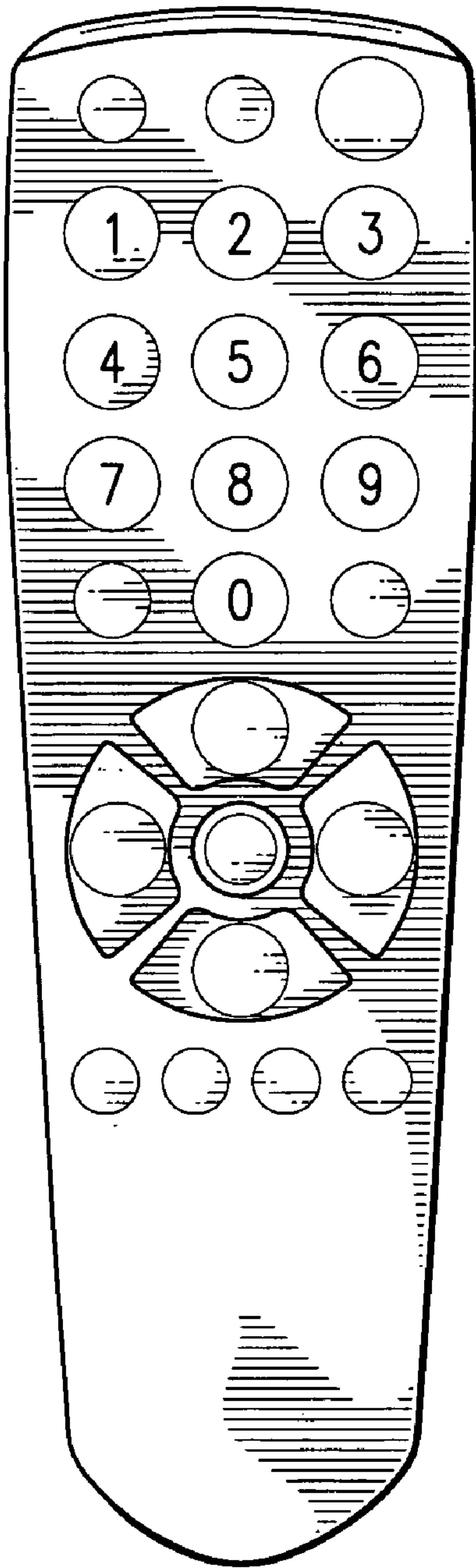


FIG. 1




FIG. 2

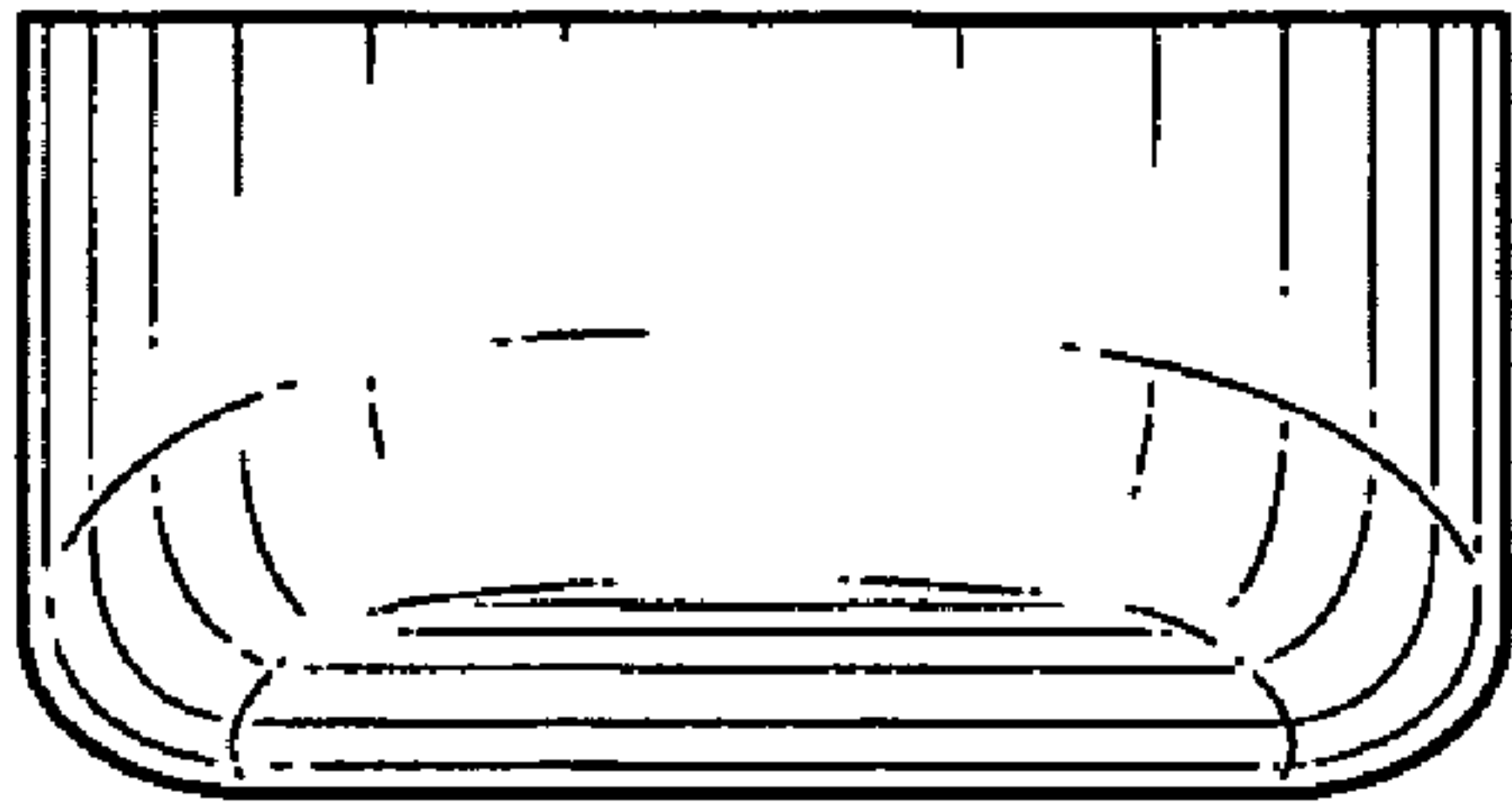


FIG. 3

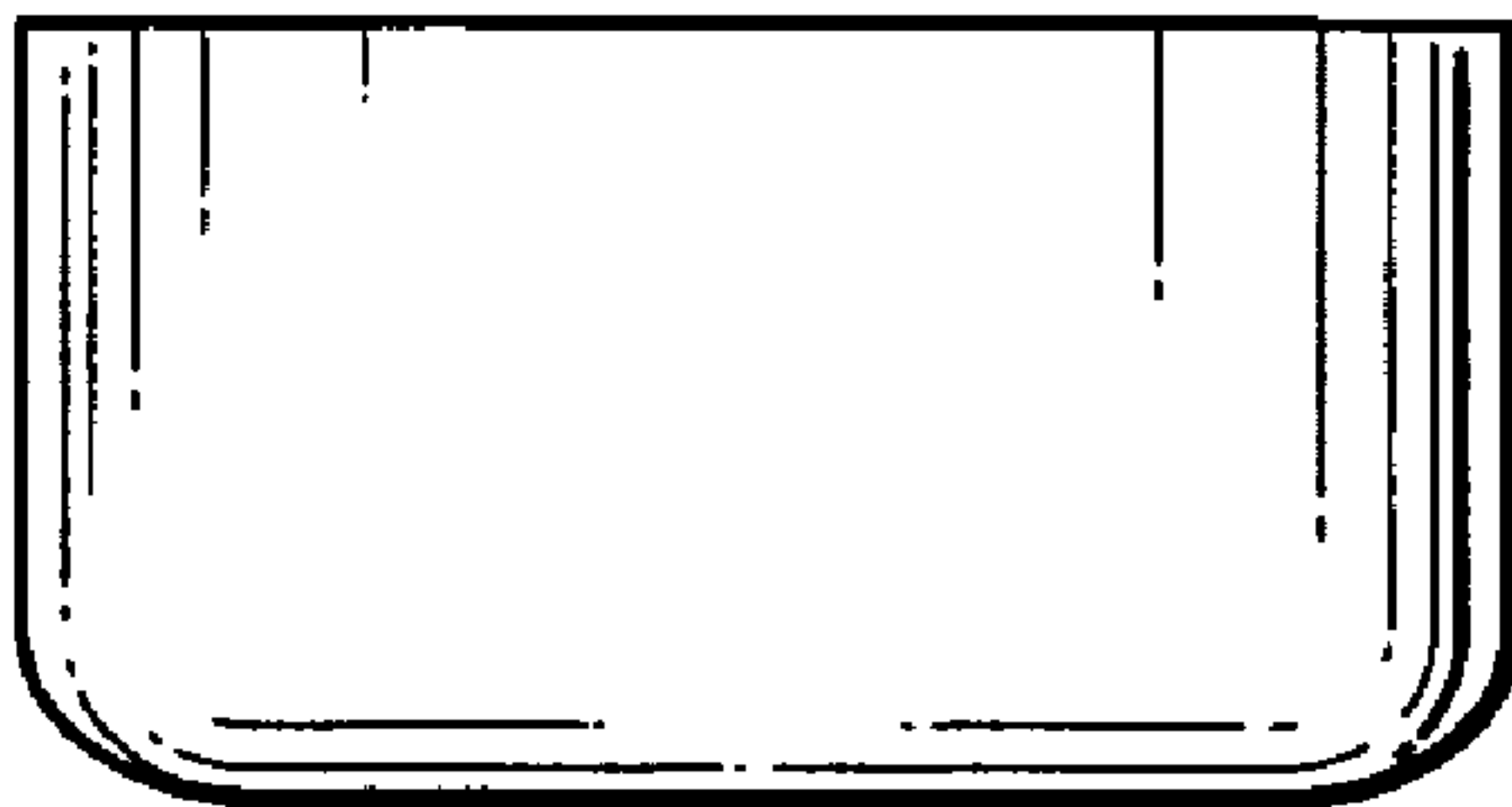


FIG. 4

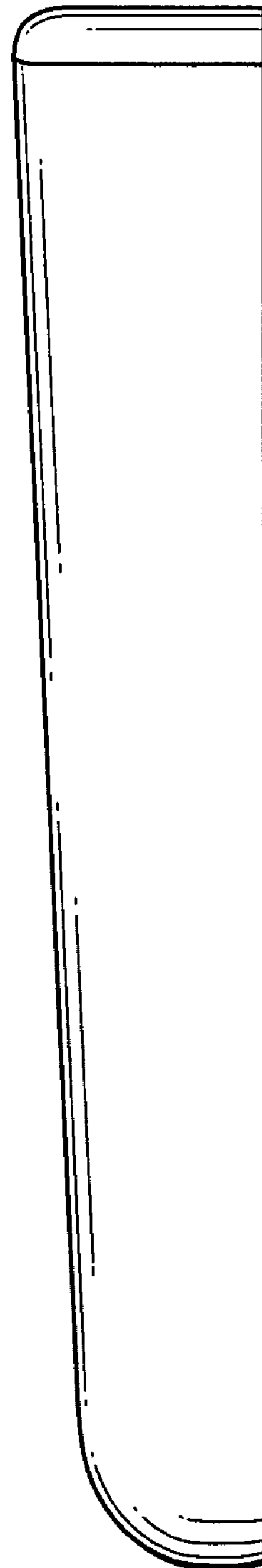


FIG. 5