



US00D573979S

(12) **United States Design Patent**
Barnett et al.

(10) **Patent No.:** **US D573,979 S**
(45) **Date of Patent:** **** Jul. 29, 2008**

(54) **SPEAKER SYSTEM**

D524,798 S * 7/2006 Koizumi D14/215
D540,782 S * 4/2007 Katsumata D14/214

(75) Inventors: **Amy Kristin Barnett**, Long Valley, NJ
(US); **Thomas Swyst**, Arlington, MA
(US); **Matthew Esecson**, Prides
Crossing, MA (US); **Zachary Z.**
Hilbourne, Portland, OR (US)

* cited by examiner

Primary Examiner—Nanda Bondade

(73) Assignee: **Altec Lansing, a division of**
Plantronics, Inc., Milford, PA (US)

(74) *Attorney, Agent, or Firm*—Greenberg Traurig, LLP;
Richard E. Kurtz

(**) Term: **14 Years**

(57) **CLAIM**

(21) Appl. No.: **29/281,795**

The ornamental design for a speaker system, as shown and
described.

(22) Filed: **Jul. 2, 2007**

(51) **LOC (8) Cl.** **14-01**

(52) **U.S. Cl.** **D14/214**

(58) **Field of Classification Search** D14/204,
D14/209–216, 172, 496; 181/143–144, 147–148,
181/150, 157, 198–199, 151, 153; 381/300–302,
381/306, 333, 345, 361–364, 386–388, 332,
381/336

See application file for complete search history.

DESCRIPTION


FIG. 1 is a front elevation view of the present design.
FIG. 2 is a left side elevation view of the present design;
FIG. 3 is a right side elevation view of the present design;
FIG. 4 is a bottom view of the present design;
FIG. 5 is a top view of the present design; and,
FIG. 6 is a rear elevation view of the present design.

(56) **References Cited**

U.S. PATENT DOCUMENTS

D432,521 S * 10/2000 Azumi D14/214

1 Claim, 5 Drawing Sheets






FIG. 1




FIG. 3

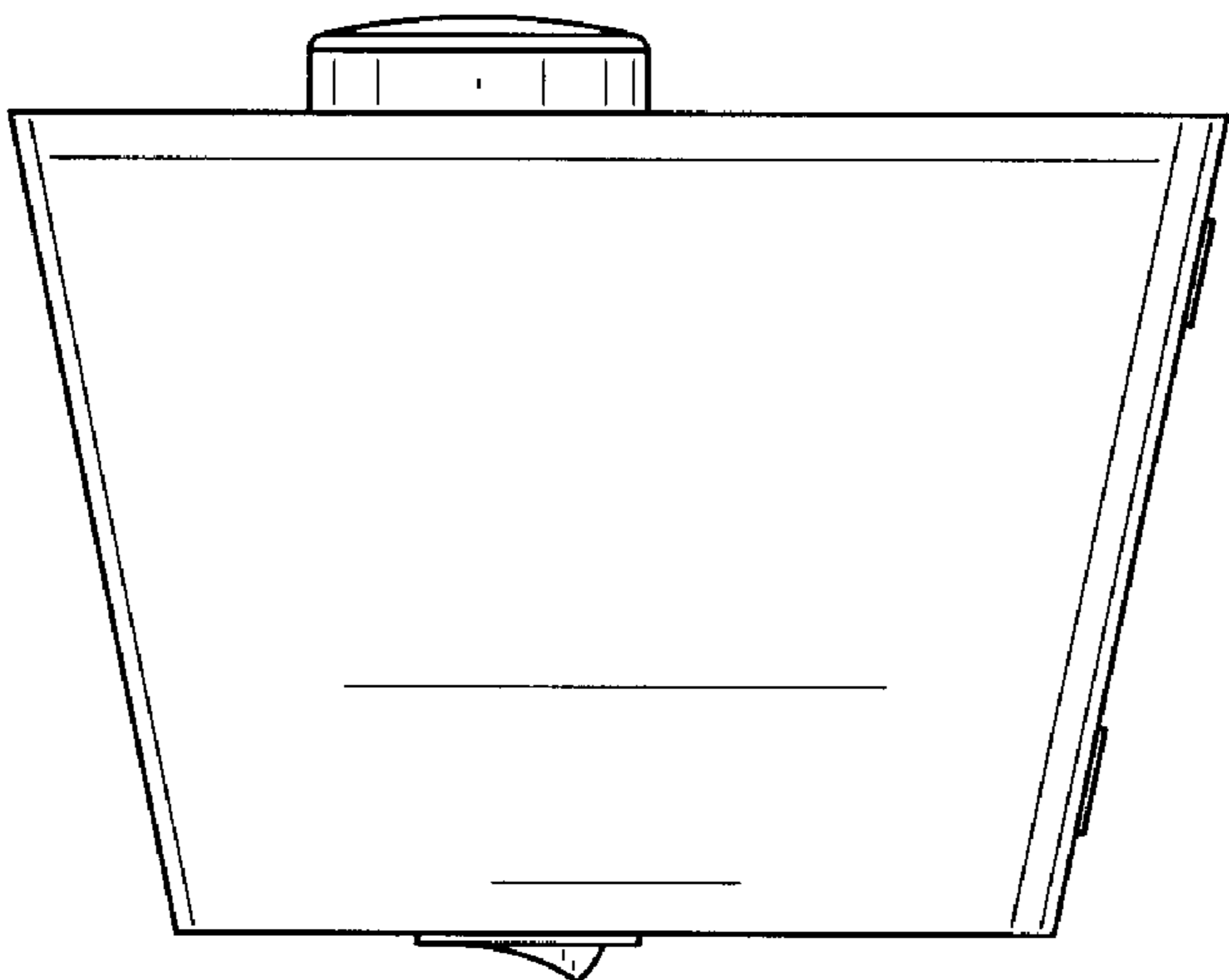


FIG. 2

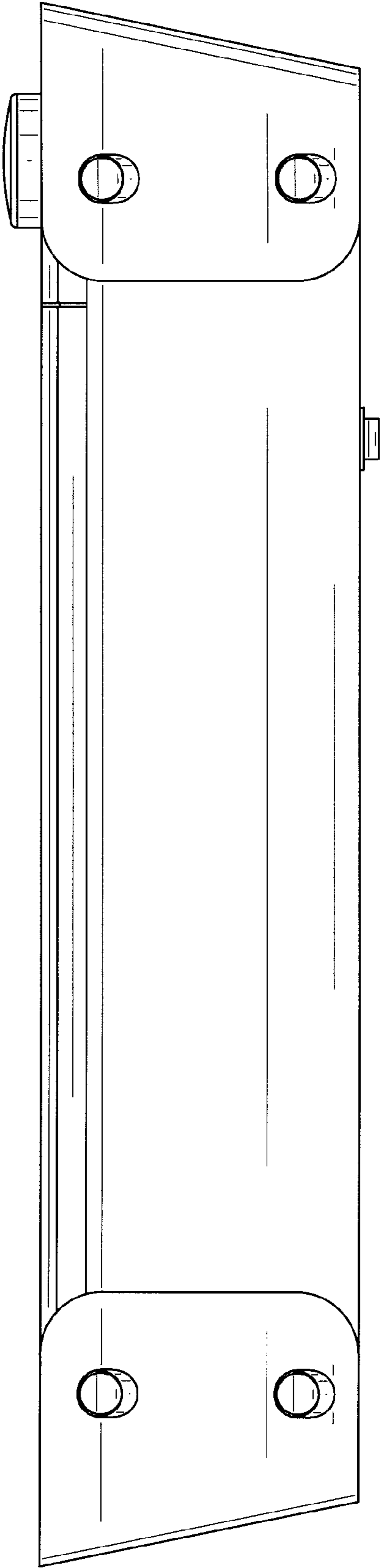


FIG. 4




FIG. 5

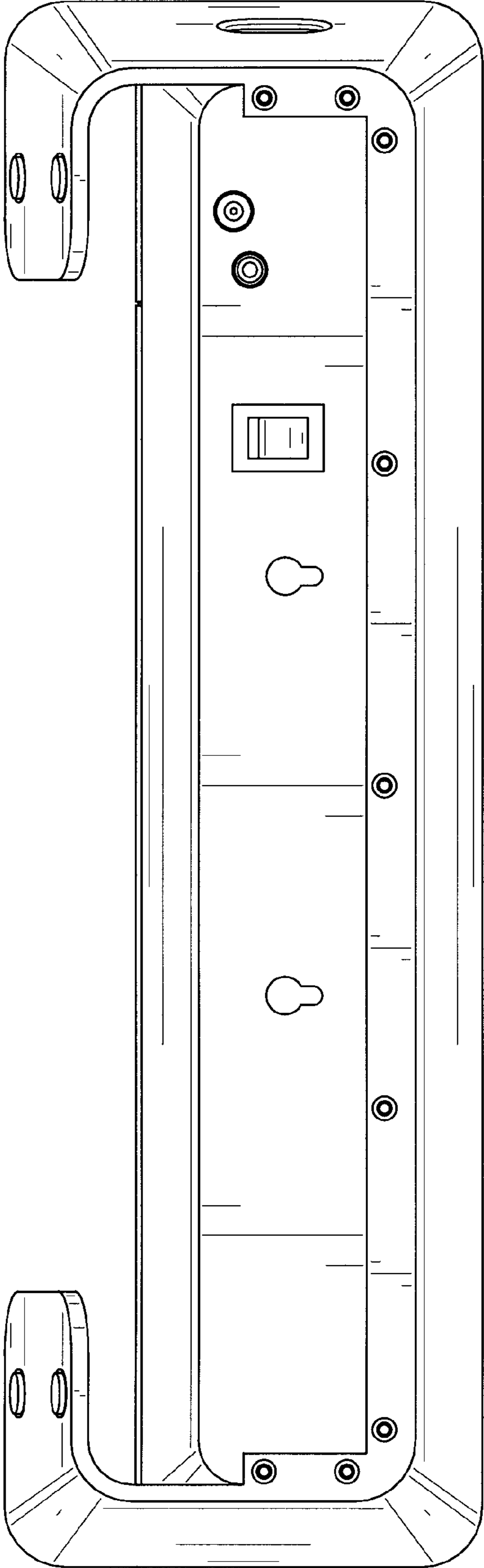


FIG. 6