



US00D573973S

(12) **United States Design Patent**  
**Lee et al.**

(10) **Patent No.:** **US D573,973 S**  
(45) **Date of Patent:** **\*\* Jul. 29, 2008**

(54) **MOBILE PHONE**

(75) Inventors: **Seung Il Lee**, Seoul (KR); **Jin Su Kim**, Gyeonggi-do (KR)

(73) Assignee: **LG Electronics Inc.**, Seoul (KR)

(\*\*) Term: **14 Years**

(21) Appl. No.: **29/290,836**

(22) Filed: **Jan. 18, 2008**

(30) **Foreign Application Priority Data**

Jul. 27, 2007 (KR) ..... 30-2007-0032626

(51) **LOC (8) Cl.** ..... **14-03**

(52) **U.S. Cl.** ..... **D14/138**

(58) **Field of Classification Search** ..... D14/137-138, D14/147-148, 156, 218, 247-248, 341-347, D14/390, 399, 455-456, 496; D16/208; D21/329, 331, 333, 517; 348/14.01-14.02; 361/814; 379/433.01-433.13; 455/90.3, 455/556.1-556.2, 566, 575.1, 575.3, 575.4; D13/164, 168; 439/165; 343/702

See application file for complete search history.

(56) **References Cited**

U.S. PATENT DOCUMENTS

D496,641 S \* 9/2004 Seo ..... D14/138  
D524,276 S \* 7/2006 Kim et al. .... D14/138  
D542,258 S \* 5/2007 Park et al. .... D14/138  
D550,194 S \* 9/2007 Park et al. .... D14/138

D551,649 S \* 9/2007 Moon et al. .... D14/138  
D552,583 S \* 10/2007 Choi et al. .... D14/138  
D558,178 S \* 12/2007 Kim et al. .... D14/138  
D560,200 S \* 1/2008 Mun et al. .... D14/138  
D560,201 S \* 1/2008 Mun et al. .... D14/138  
D561,157 S \* 2/2008 Bang et al. .... D14/138  
D562,281 S \* 2/2008 Kim ..... D14/138  
D563,368 S \* 3/2008 Moon ..... D14/138  
2005/0233708 A1 \* 10/2005 Im et al. .... 455/90.3

\* cited by examiner

*Primary Examiner*—Ian Simmons

*Assistant Examiner*—Carla Wright

(74) *Attorney, Agent, or Firm*—Morgan, Lewis & Bockius LLP

(57) **CLAIM**

The ornamental design for a mobile phone, as shown and described.

**DESCRIPTION**

FIG. 1 is a perspective view of a mobile phone showing our new design;

FIG. 2 is a front view thereof;

FIG. 3 is a rear view thereof;

FIG. 4 is a left side view thereof;

FIG. 5 is a right side view thereof;

FIG. 6 is a top plan view thereof; and,

FIG. 7 is a bottom plan view thereof.

**1 Claim, 6 Drawing Sheets**

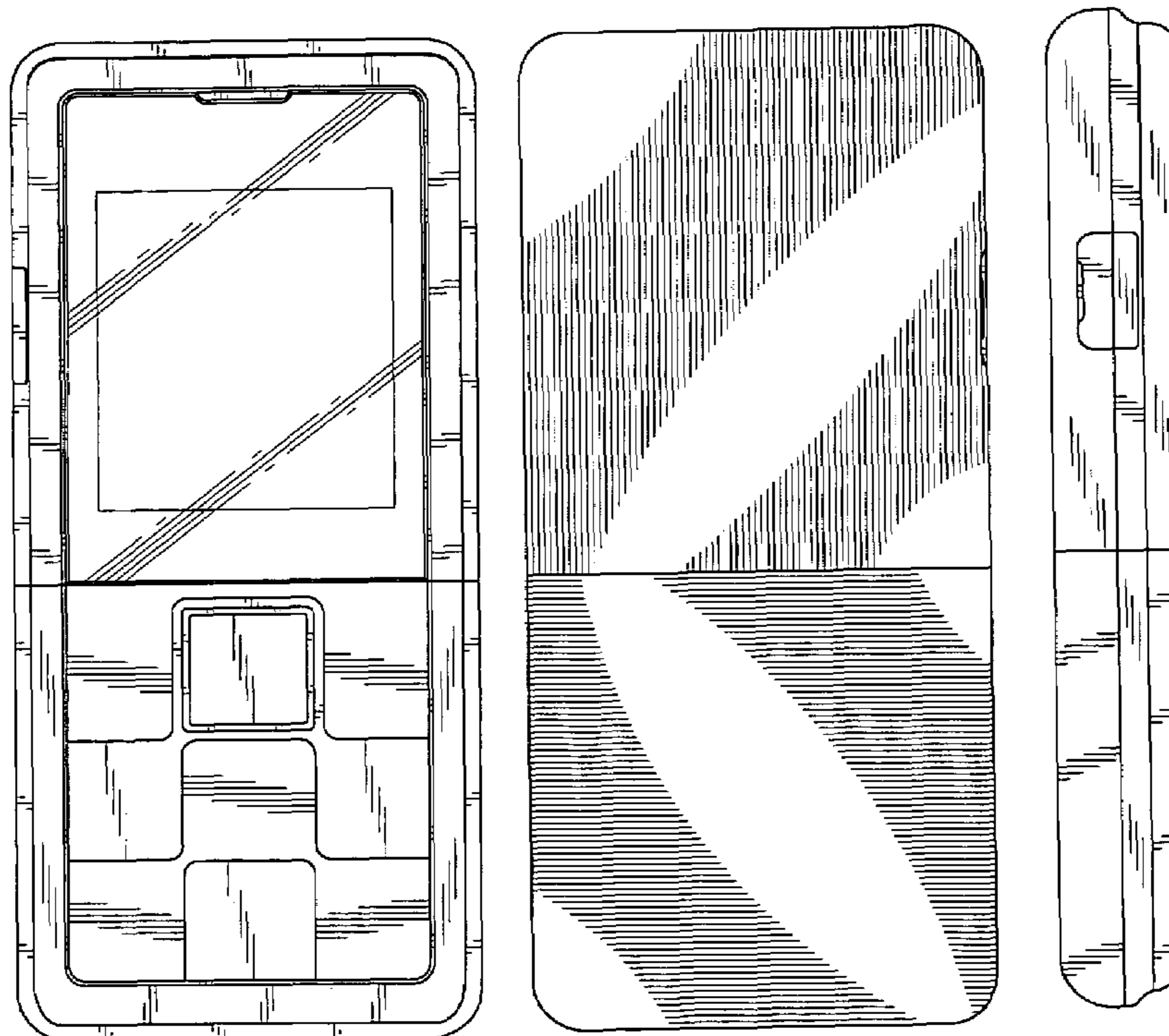


FIG. 1

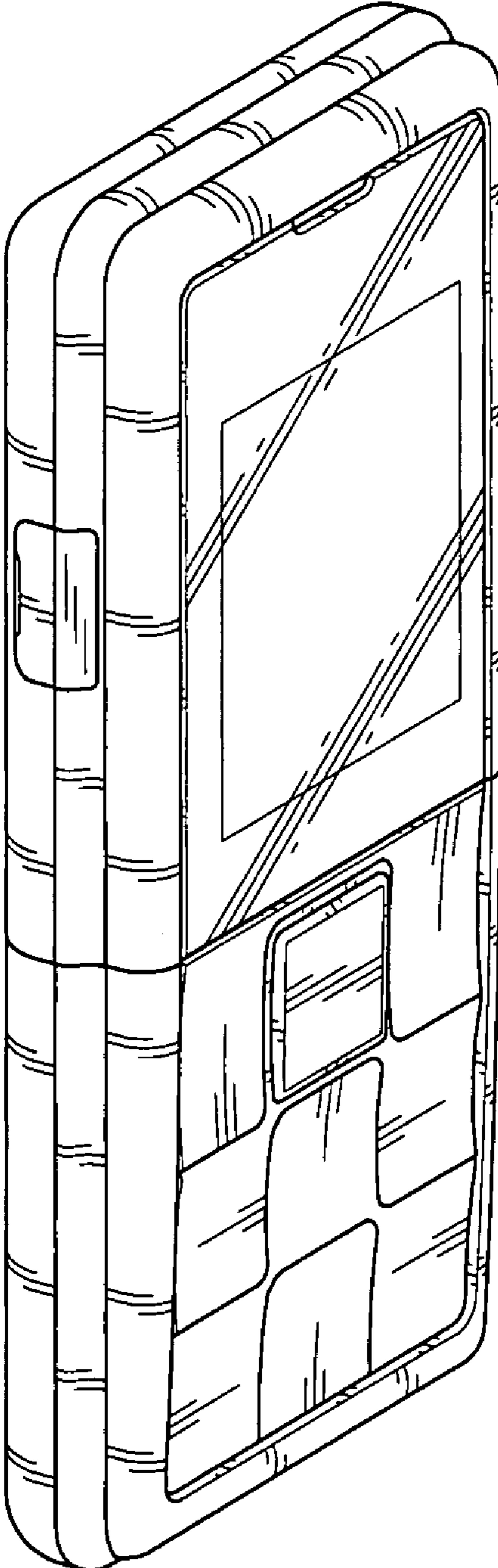


FIG. 2

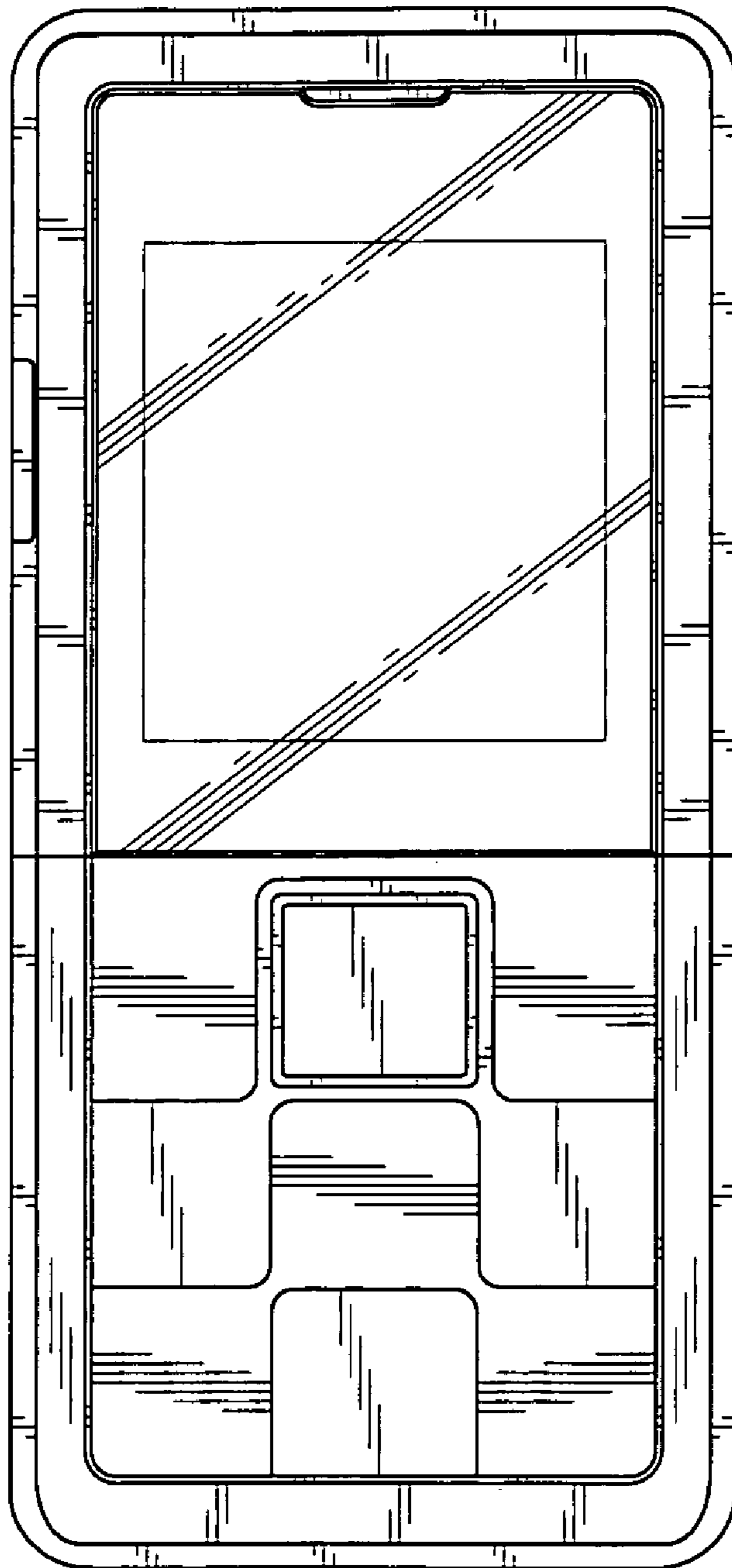


FIG. 3




FIG. 4




FIG. 5

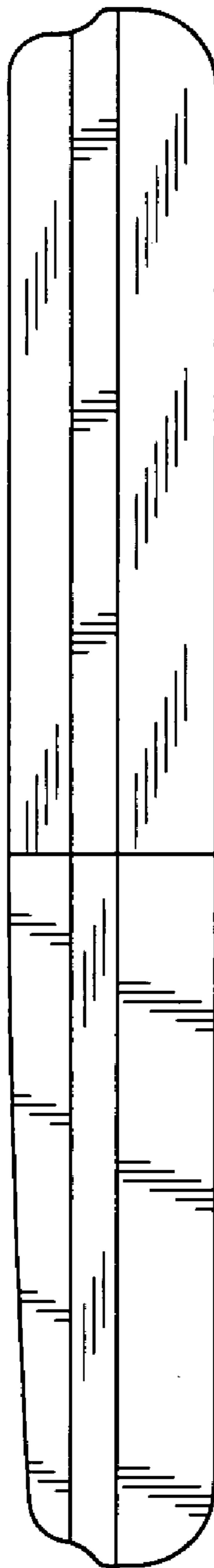


FIG. 6

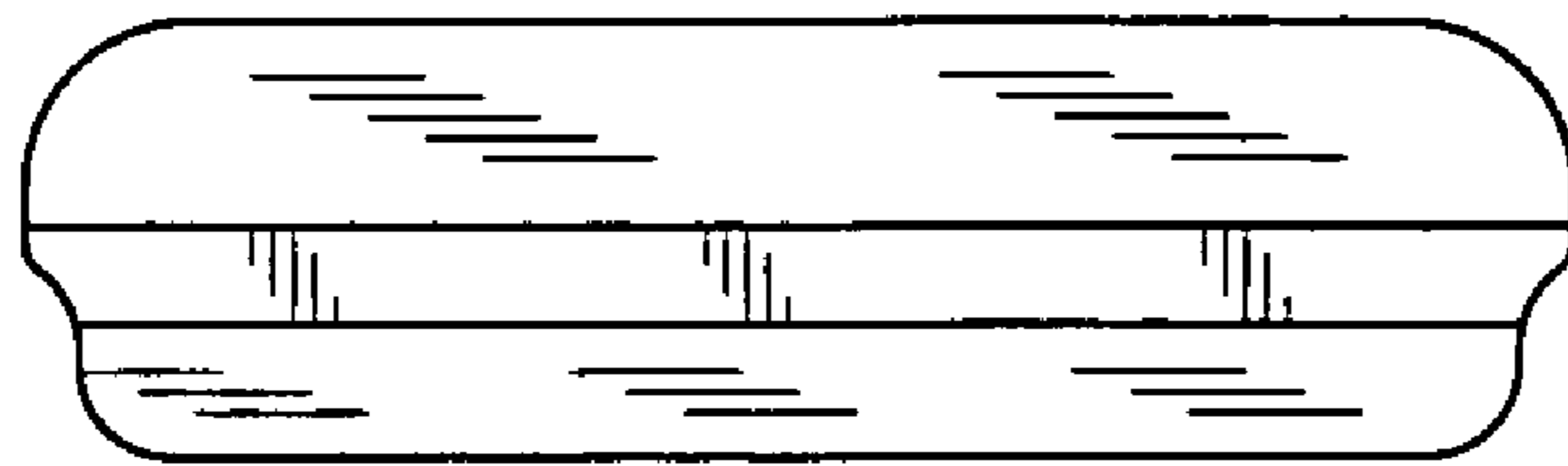


FIG. 7

