



US00D573972S

(12) **United States Design Patent**
Lee et al.

(10) **Patent No.:** **US D573,972 S**
(45) **Date of Patent:** **** Jul. 29, 2008**

(54) **MOBILE PHONE**

(75) Inventors: **Byung Chan Lee**, Seoul (KR); **Joon Suh Kim**, Seoul (KR); **Gee Hong Yoon**, Seoul (KR)

(73) Assignee: **Samsung Electronics Co., Ltd.**, Suwon (KR)

(**) Term: **14 Years**

(21) Appl. No.: **29/289,569**

(22) Filed: **Jul. 25, 2007**

(51) **LOC (8) Cl.** **14-03**

(52) **U.S. Cl.** **D14/138**

(58) **Field of Classification Search** D14/137-138, D14/147-148, 156, 218, 247-248, 341-347, D14/390, 399, 455-456, 496; D16/208; D21/329, 331, 333, 517; 348/14.01-14.02; 361/814; 379/433.01-433.13; 455/90.3, 455/556.1-556.2, 566, 575.1, 575.3, 575.4; D13/164, 168; 439/165; 343/702

See application file for complete search history.

(56) **References Cited**

U.S. PATENT DOCUMENTS

D312,628 S *	12/1990	Yokoi et al.	D14/346
D442,152 S *	5/2001	Roustaei	D14/125
D541,252 S *	4/2007	Kim et al.	D14/138
D543,531 S *	5/2007	Lee	D14/138
D543,967 S *	6/2007	Peng	D14/138

D556,175 S *	11/2007	Hong et al.	D14/138
D560,641 S *	1/2008	Jung et al.	D14/138
D561,153 S *	2/2008	Hong et al.	D14/138
D561,160 S *	2/2008	Jensfelt	D14/138
D563,374 S *	3/2008	Jung et al.	D14/138
D565,017 S *	3/2008	Kim et al.	D14/138
2003/0181225 A1 *	9/2003	Hasegawa et al.	455/566

* cited by examiner

Primary Examiner—Ian Simmons

Assistant Examiner—Carla Wright

(74) *Attorney, Agent, or Firm*—Ladas and Parry LLP

(57) **CLAIM**

The ornamental design for a mobile phone, as shown and described.

DESCRIPTION

FIG. 1 is a front/left-side/top perspective view of a mobile phone showing our new design;

FIG. 2 is a front elevational view thereof;

FIG. 3 is a rear elevational view thereof;

FIG. 4 is a left-side elevational view thereof;

FIG. 5 is a right-side elevational view thereof;

FIG. 6 is a top plan view thereof;

FIG. 7 is a bottom plan view thereof; and,

FIG. 8 is a front, left-side top perspective view thereof showing the upper portion of the mobile phone in a rotated position relative to the bottom portion.

1 Claim, 7 Drawing Sheets




FIG. 1

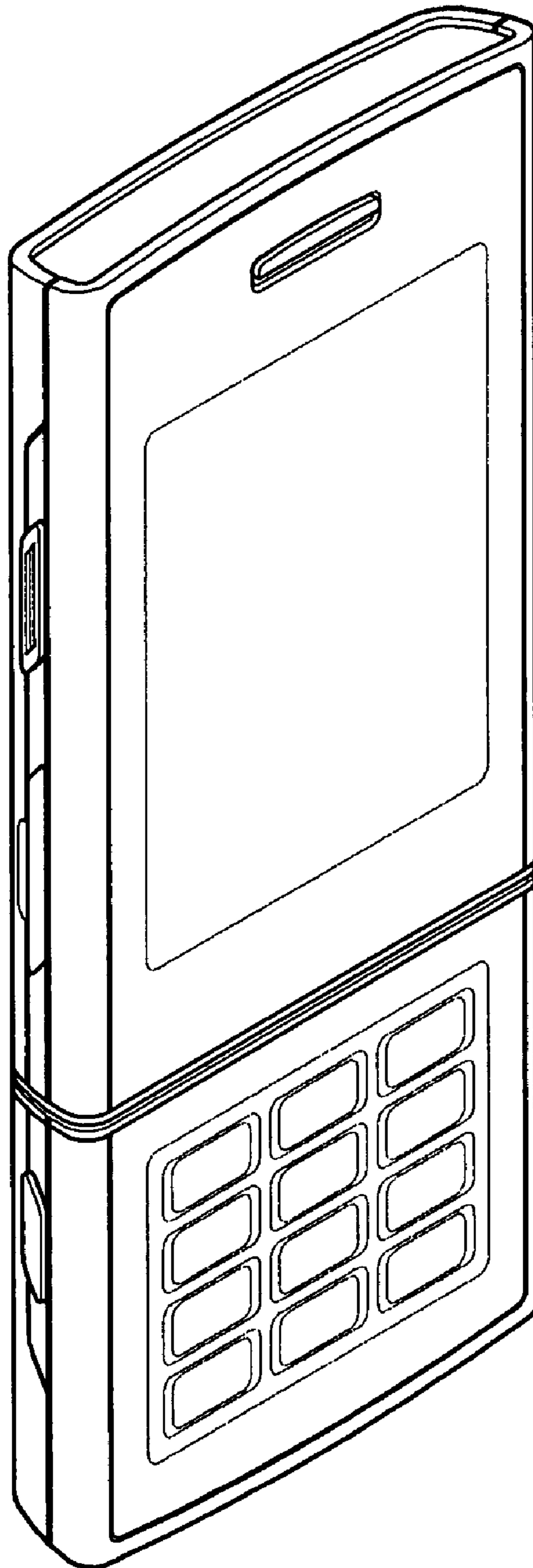


FIG. 2




FIG. 3




FIG. 4

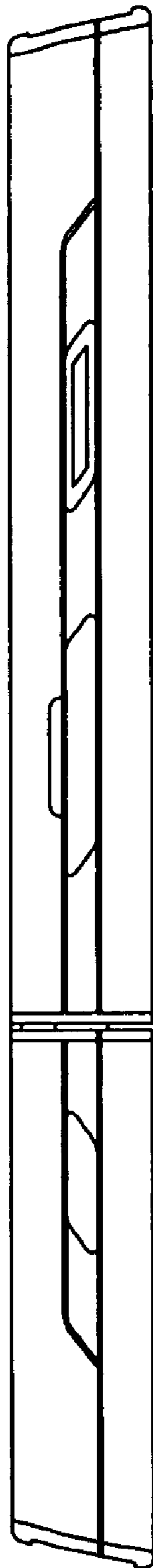


FIG. 5




FIG. 6




FIG. 7




FIG. 8

