



US00D573971S

(12) **United States Design Patent**  
**Hikino et al.**

(10) **Patent No.:** **US D573,971 S**  
(45) **Date of Patent:** **\*\* Jul. 29, 2008**

(54) **MOBILE TELEPHONE**  
(75) Inventors: **Eiji Hikino**, Kawasaki (JP); **Tsutomu Kagami**, Tokyo (JP); **Naoki Kato**, Tokyo (JP)  
(73) Assignee: **NEC Infrontia Corporation**, Kawasaki-shi (JP)

D468,281 S \* 1/2003 Taniguchi et al. .... D14/138  
D496,642 S \* 9/2004 Harries et al. .... D14/138  
D527,719 S \* 9/2006 Franck et al. .... D14/147  
D539,254 S \* 3/2007 Park et al. .... D14/138  
D541,786 S \* 5/2007 Ookawa .... D14/147  
D543,967 S \* 6/2007 Peng .... D14/138  
2004/0072596 A1 \* 4/2004 Yamamoto et al. .... 455/566

(\*\*) Term: **14 Years**  
(21) Appl. No.: **29/288,157**  
(22) Filed: **May 31, 2007**

**OTHER PUBLICATIONS**

NEC N344i, announced 2005, <URL:http://www.gsmarena.com/nec\_n344i-pictures-1610>, retrieved from internet Mar. 13, 2008.\*  
Sony Ericsson K608, announced Jun. 2005, <URL:http://www.gsmarena.com/sony\_ericsson\_k608-pictures-1200.php>, retrieved from internet Mar. 13, 2008.\*

(30) **Foreign Application Priority Data**  
Dec. 5, 2006 (JP) ..... 2006-033452

\* cited by examiner

*Primary Examiner*—Ian Simmons  
*Assistant Examiner*—Carla Wright

(51) **LOC (8) Cl.** ..... **14-03**  
(52) **U.S. Cl.** ..... **D14/138**  
(58) **Field of Classification Search** ..... D14/137–138, D14/147–148, 156, 218, 247–248, 341–347, D14/390, 399, 455, 456, 496; D16/208; D21/329, 331, 333, 517; 348/14.01–14.02; 361/814; 379/433.01–433.13; 455/90.3, 455/556.1–556.2, 566, 575.1, 575.3, 575.4; D13/164, 168; 439/165; 343/702

(74) *Attorney, Agent, or Firm*—Frishauf, Holtz, Goodman & Chick, P.C.

See application file for complete search history.

(57) **CLAIM**

The ornamental design for a mobile telephone, as shown.

(56) **References Cited**

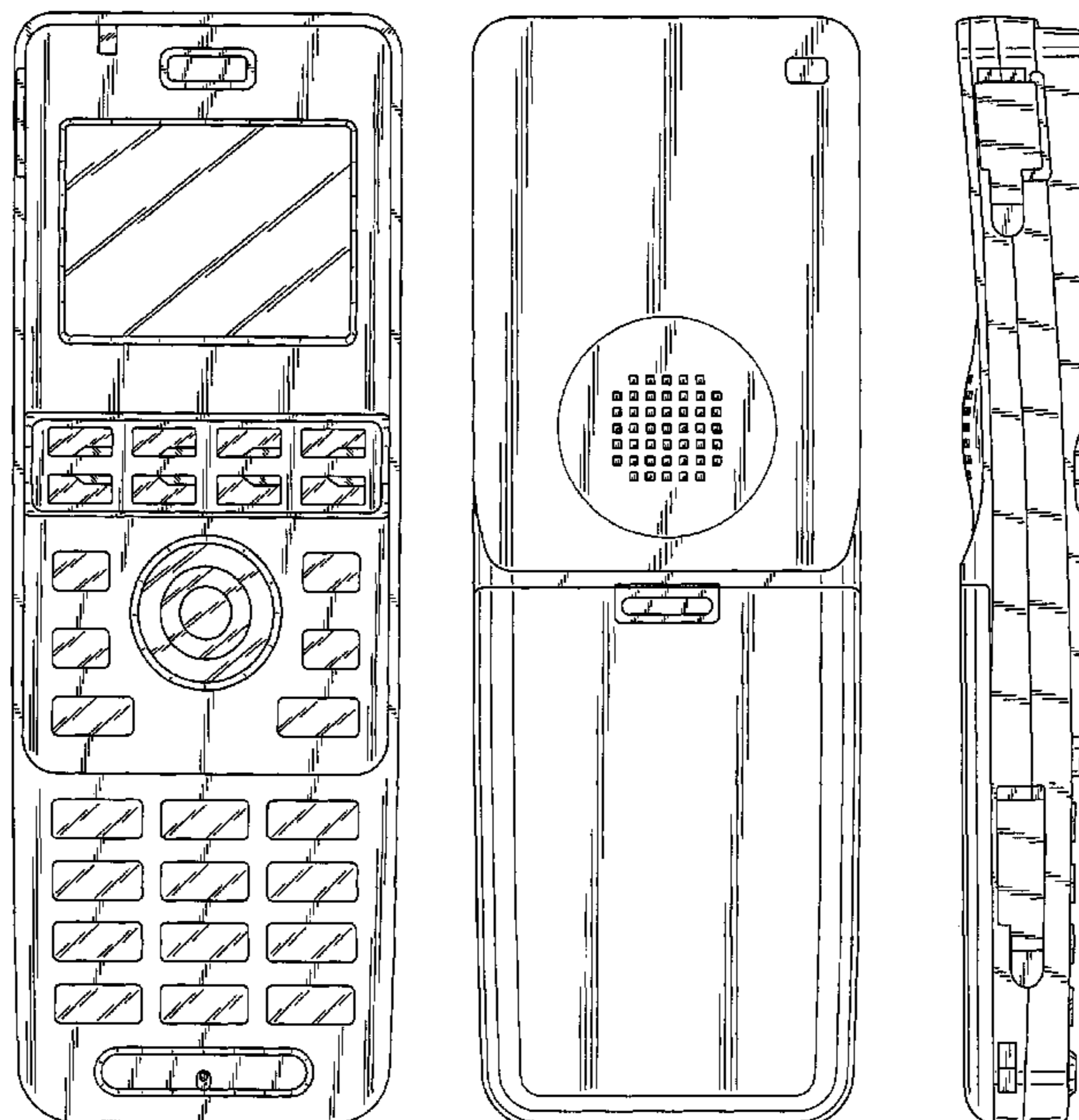
**DESCRIPTION**

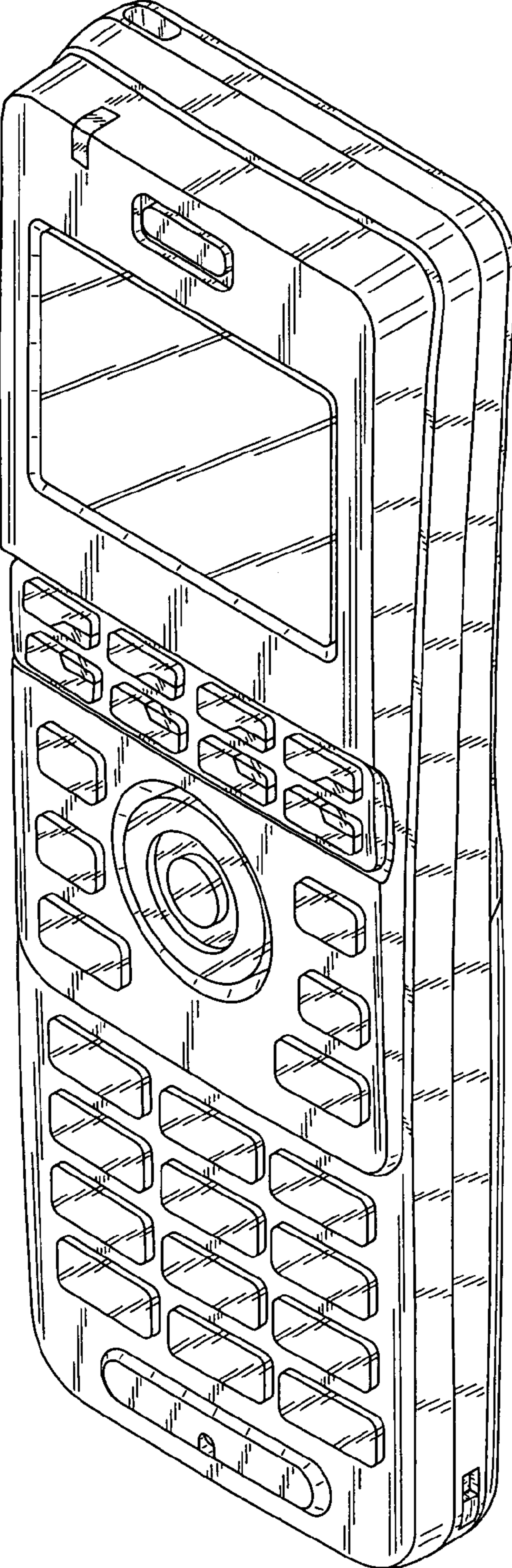
**U.S. PATENT DOCUMENTS**

D345,734 S \* 4/1994 Seymour et al. .... D14/138  
D365,095 S \* 12/1995 Kajita ..... D14/138  
D370,223 S \* 5/1996 Kajita et al. .... D14/138  
D376,142 S \* 12/1996 Matsumoto ..... D14/138  
D386,492 S \* 11/1997 Yamaguchi ..... D14/138  
D412,169 S \* 7/1999 Schnell et al. .... D14/138

FIG. 1 is a top, front, right side perspective view of a mobile telephone showing our new design;  
FIG. 2 is a front elevational view thereof;  
FIG. 3 is a rear elevational view thereof;  
FIG. 4 is a left side view thereof;  
FIG. 5 is a right side view thereof;  
FIG. 6 is a top plan view thereof; and,  
FIG. 7 is a bottom plan view thereof.

**1 Claim, 6 Drawing Sheets**





**FIG. 1**

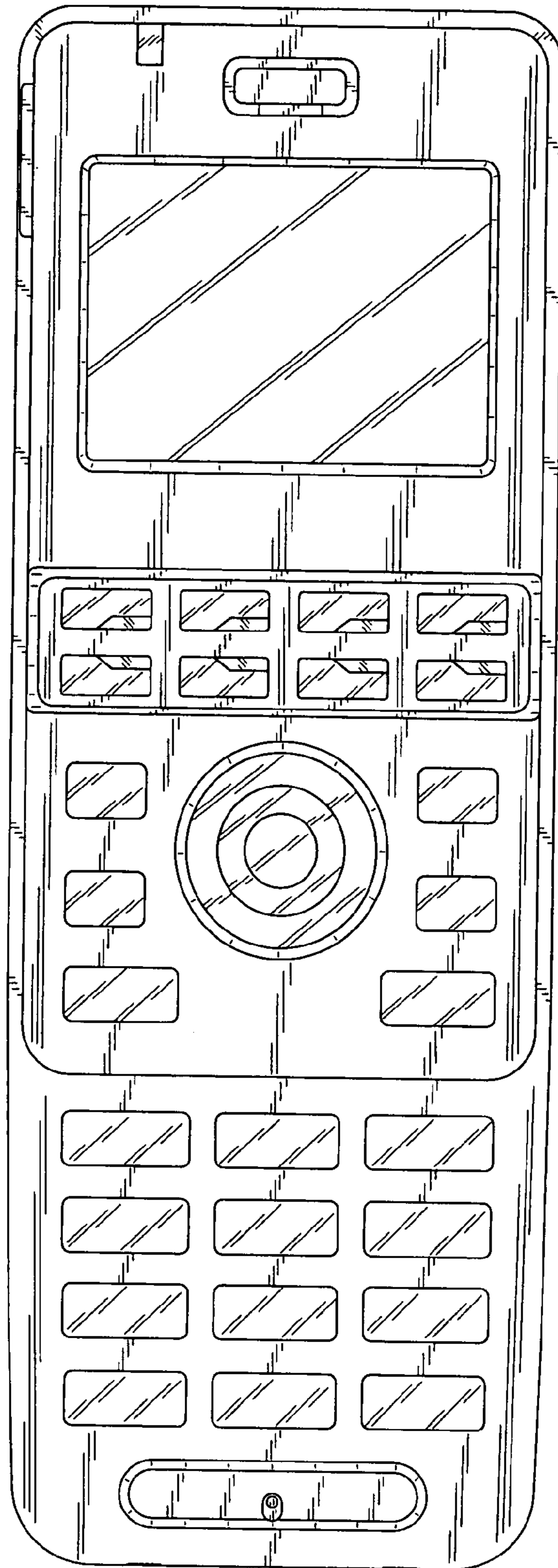


FIG. 2

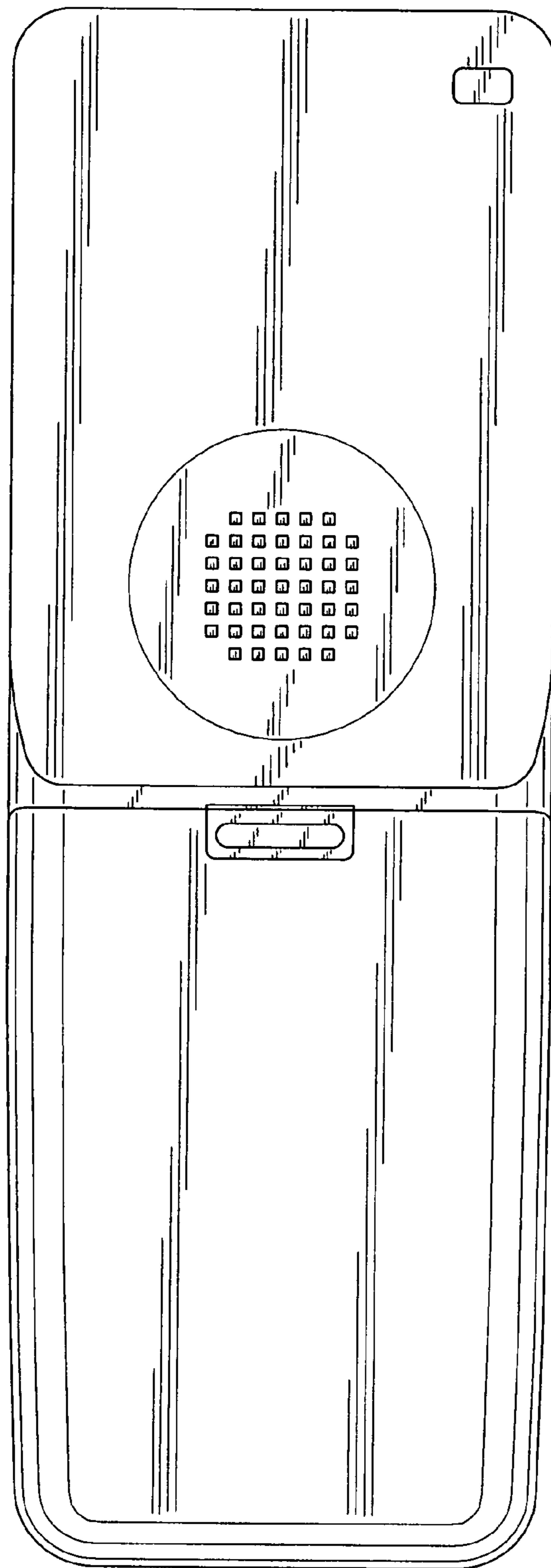


FIG. 3

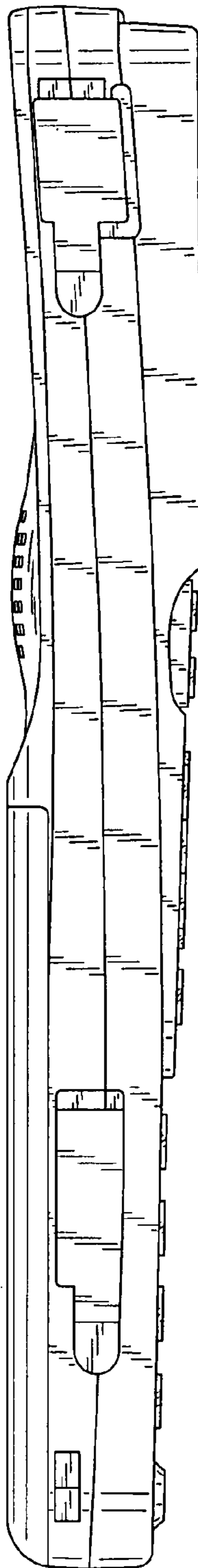
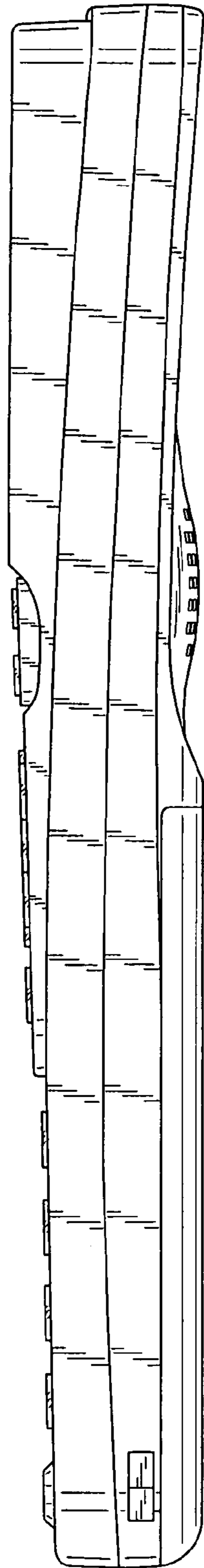
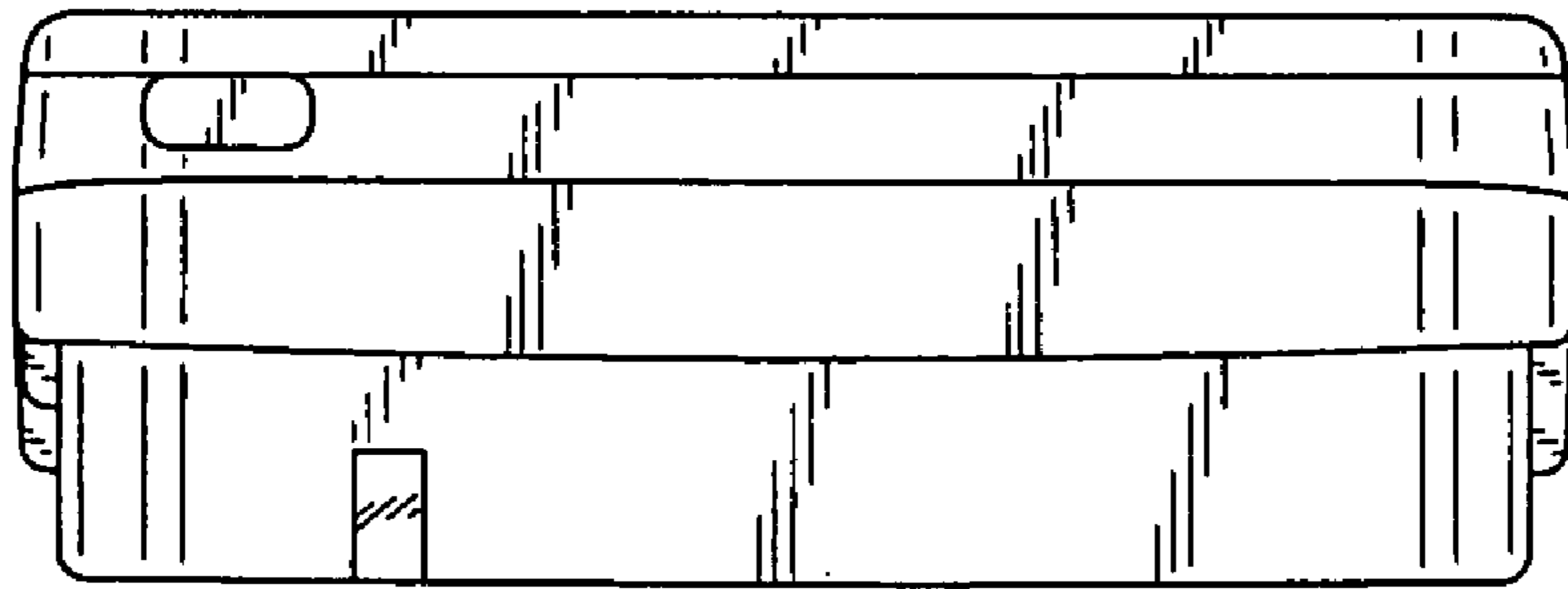


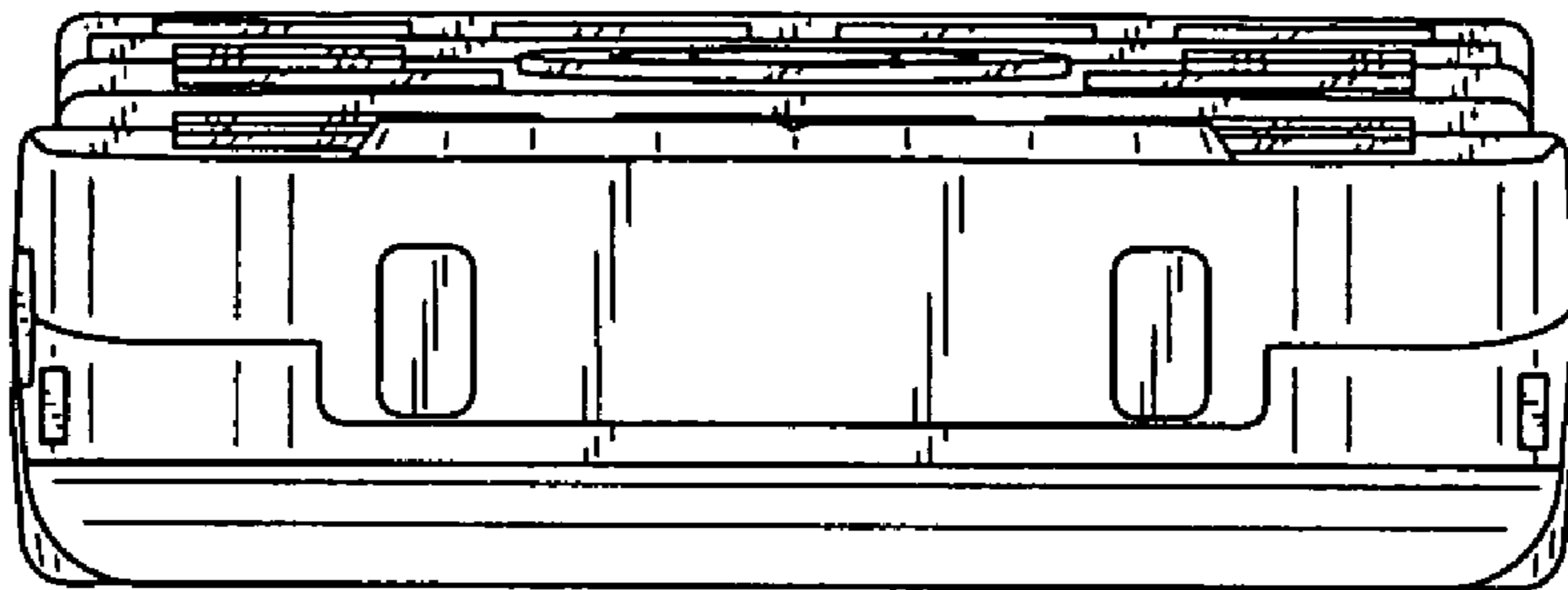
FIG. 4



**FIG. 5**



**FIG. 6**



**FIG. 7**