



US00D573969S

(12) **United States Design Patent**
Tu

(10) **Patent No.:** **US D573,969 S**
(45) **Date of Patent:** **** Jul. 29, 2008**

(54) **MOBILE PHONE**

(75) Inventor: **Yu-Wei Tu**, Taipei Hsien (TW)

(73) Assignee: **Hon Hai Precision Industry Co., Ltd.**,
Tu-Cheng, Taipei Hsien (TW)

(**) Term: **14 Years**

(21) Appl. No.: **29/282,550**

(22) Filed: **Jul. 24, 2007**

(30) **Foreign Application Priority Data**

Apr. 25, 2007 (CN) 2007 3 0200305

(51) **LOC (8) Cl.** **14-03**

(52) **U.S. Cl.** **D14/138**

(58) **Field of Classification Search** D14/137-138,
D14/147-148, 156, 218, 247-248, 341-347,
D14/390, 399, 455, 456, 496; D16/208;
D21/329, 331, 333, 517; 348/14.01-14.02;
361/814; 379/433.01-433.13; 455/90.3,
455/556.1-556.2, 566, 575.1, 575.3, 575.4;
D13/164, 168; 439/165; 343/702

See application file for complete search history.

(56) **References Cited**

U.S. PATENT DOCUMENTS

D515,541 S *	2/2006	Jensfelt	D14/138
D524,279 S *	7/2006	Lai	D14/138
D545,803 S *	7/2007	Chen	D14/138
D548,218 S *	8/2007	Hong et al.	D14/138
D550,186 S *	9/2007	Rak	D14/138
D550,641 S *	9/2007	Wang	D14/138
D555,624 S *	11/2007	Lee et al.	D14/138
D555,648 S *	11/2007	Griffin	D14/346
D556,726 S *	12/2007	Dai	D14/138
D556,749 S *	12/2007	Rak et al.	D14/346
D559,223 S *	1/2008	Kim et al.	D14/138
2005/0272484 A1 *	12/2005	Griffin	455/575.1

2006/0205438 A1* 9/2006 Jung 455/566

FOREIGN PATENT DOCUMENTS

WO DM/067686 * 3/2006

OTHER PUBLICATIONS

O2 XDA Orion, announced Oct. 2005, <URL:http://www.gsmarena.com/o2_xda_orion-pictures-1373.php>, retrieved from internet Mar. 14, 2008.*

Nokia E62, announced Sep. 2006, <URL:http://www.gsmarena.com/nokia_e62-pictures-1708.php>, retrieved from internet Mar. 14, 2008.*

Samsung i320, announced Feb. 2006, <URL:http://www.gsmarena.com/samsung_i320-pictures-1442.php>, retrieved from internet Mar. 14, 2008.*

* cited by examiner

Primary Examiner—Ian Simmons

Assistant Examiner—Carla Wright

(74) *Attorney, Agent, or Firm*—Frank R. Niranjan

(57) **CLAIM**

The ornamental design for a mobile phone, as shown and described.

DESCRIPTION

FIG. 1 is a perspective view of a mobile phone showing my new design;

FIG. 2 is a front elevational view thereof;

FIG. 3 is a rear elevational view thereof;

FIG. 4 is a left side elevational view thereof;

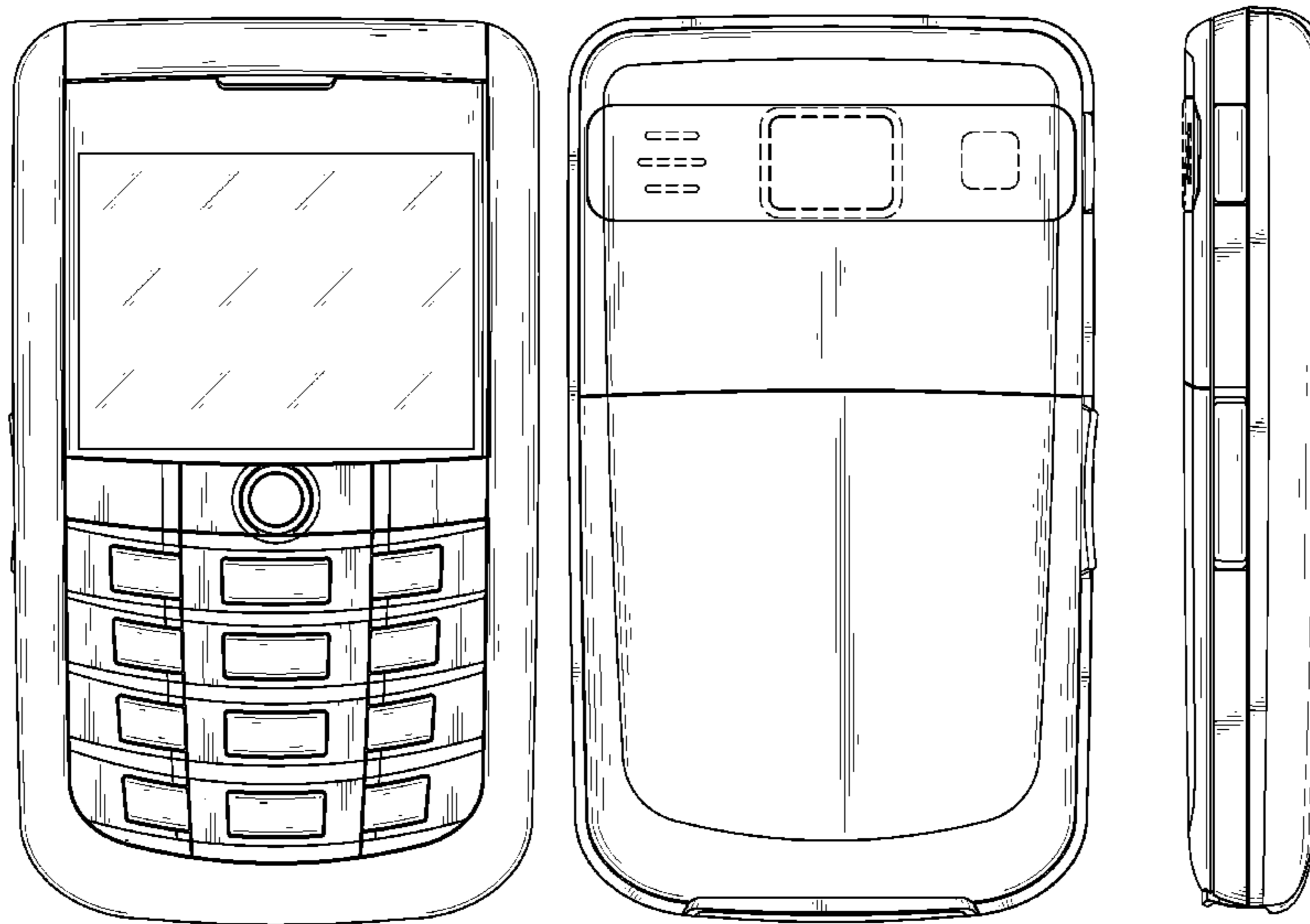
FIG. 5 is a right side elevational view thereof;

FIG. 6 is a top plan view thereof; and,

FIG. 7 is a bottom plan view thereof.

The broken line showing of environmental structures is for illustrative purposes only and forms no part of the claimed design.

1 Claim, 7 Drawing Sheets






FIG. 1




FIG. 2

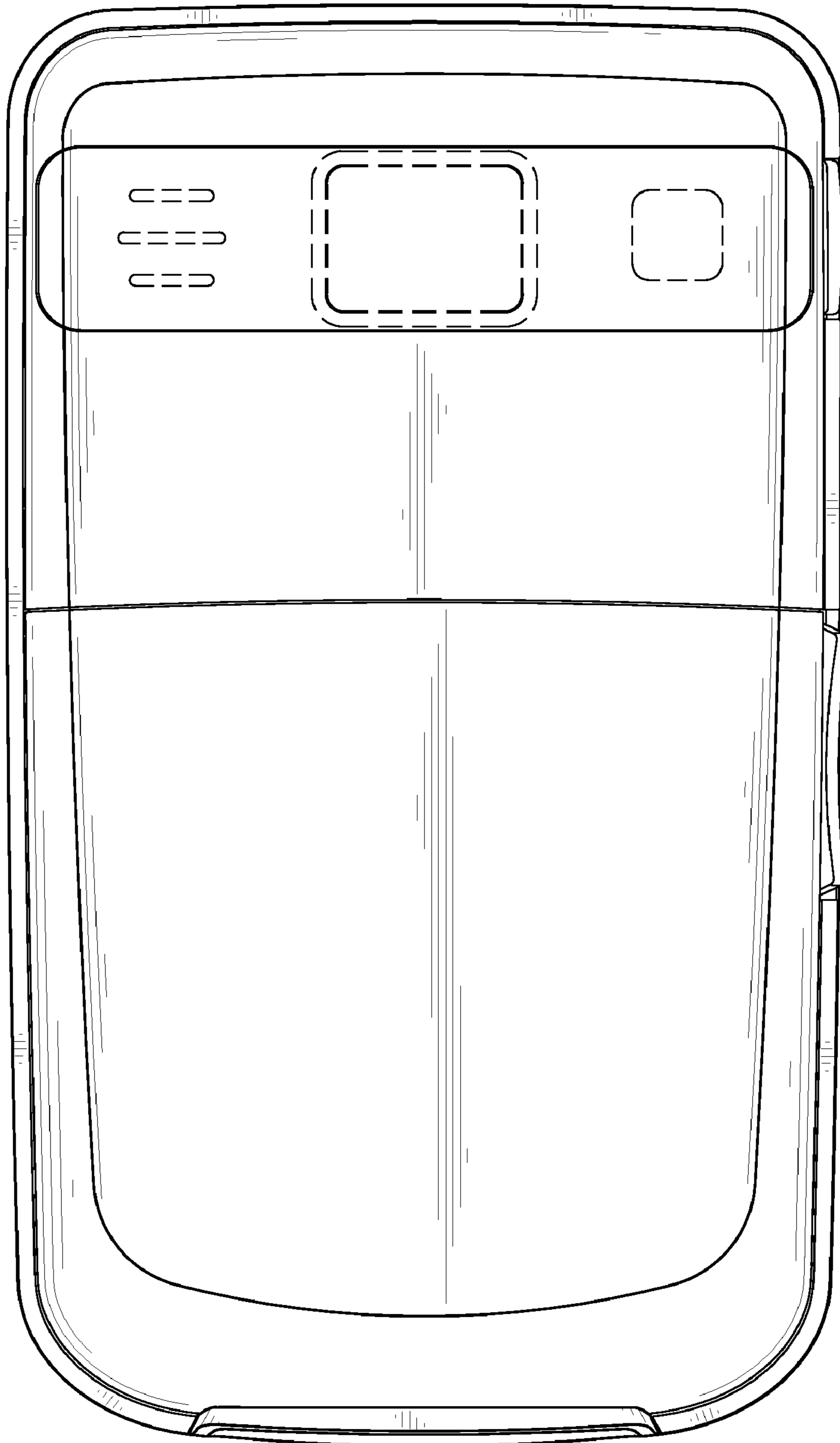


FIG. 3

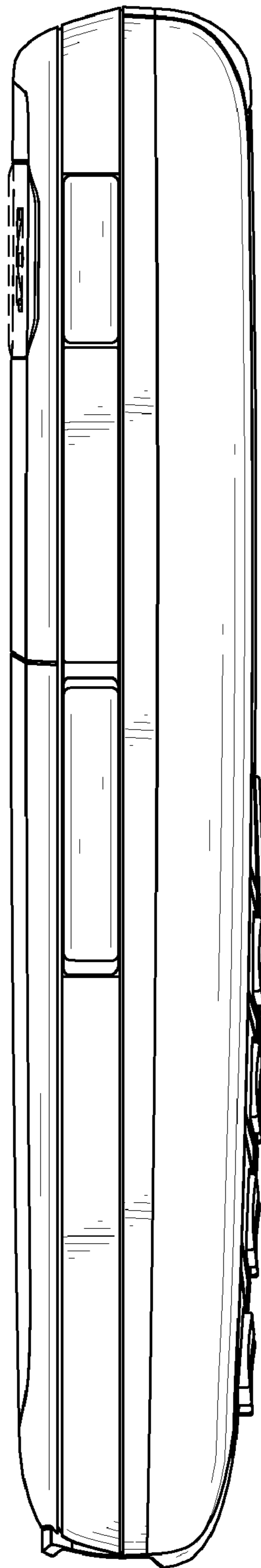


FIG. 4



FIG. 5

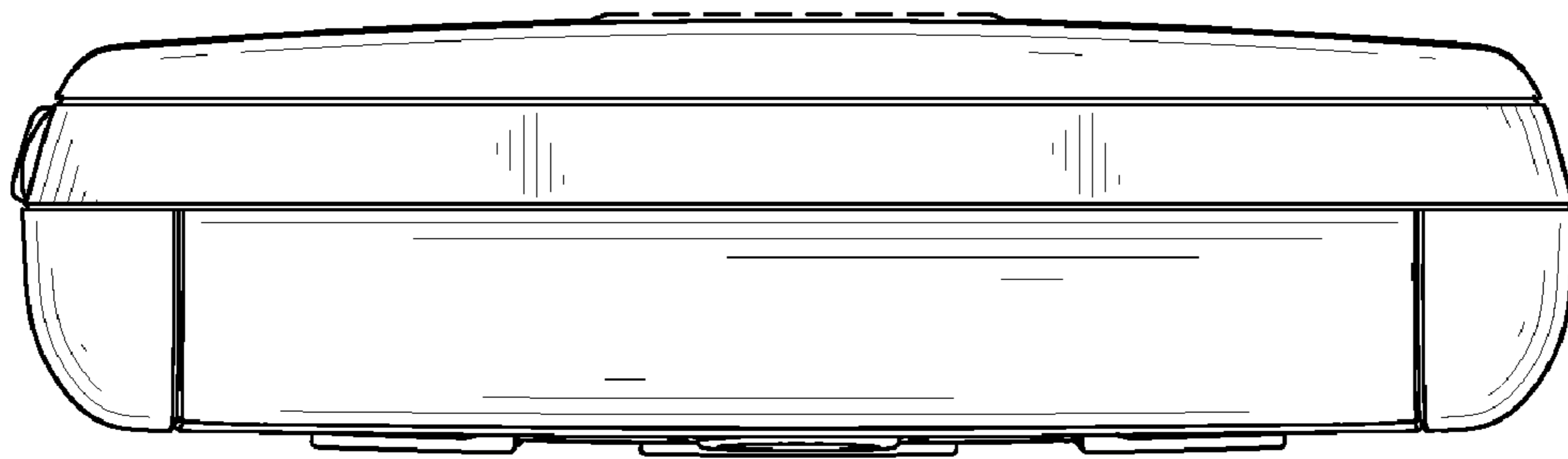


FIG. 6

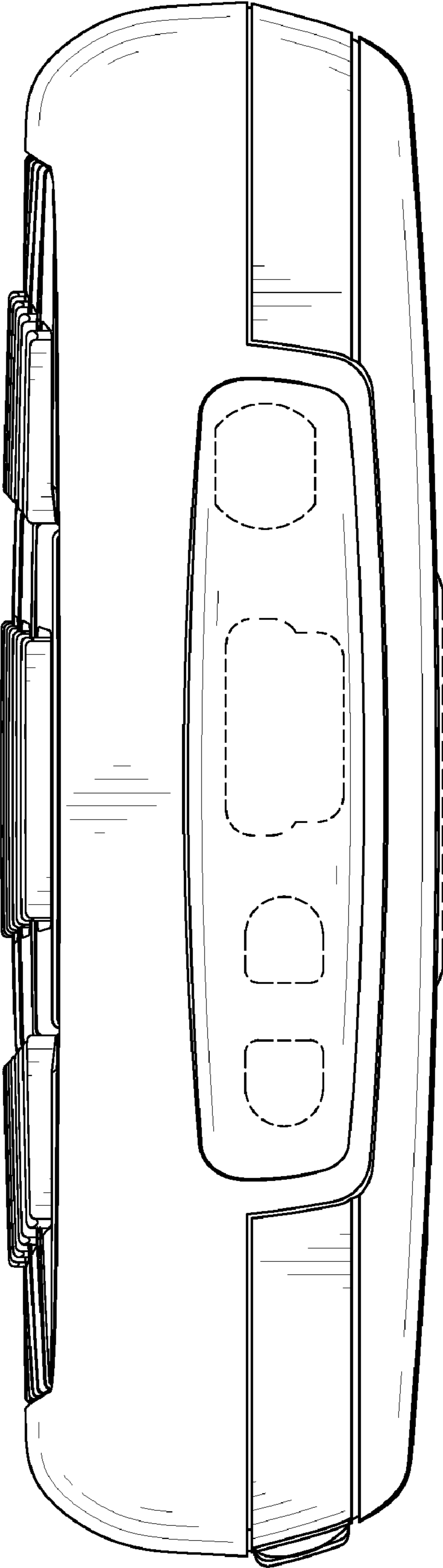


FIG. 7