



US00D573959S

(12) **United States Design Patent**
Lin

(10) **Patent No.:** **US D573,959 S**
(45) **Date of Patent:** **** Jul. 29, 2008**

(54) **TELEVISION SET**
(75) Inventor: **Roger Lin**, Taipei (TW)
(73) Assignee: **Hannspree, Inc.**, Taipei (TW)
(**) Term: **14 Years**

D533,153 S * 12/2006 Nakata D14/126
D533,856 S * 12/2006 Rashid D14/126
D543,521 S * 5/2007 Chiu D14/126
D551,188 S * 9/2007 Chu D14/126
D560,624 S * 1/2008 Lee D14/126

(21) Appl. No.: **29/287,767**
(22) Filed: **Sep. 17, 2007**

* cited by examiner

Primary Examiner—Raphael Barkai
(74) *Attorney, Agent, or Firm*—Birch, Stewart, Kolasch & Birch, LLP

(30) **Foreign Application Priority Data**
Jul. 16, 2007 (TW) 96303920

(57) **CLAIM**

(51) **LOC (8) Cl.** **14-03**
(52) **U.S. Cl.** **D14/126**
(58) **Field of Classification Search** D14/125–134,
D14/239, 371, 136, 374–377, 440, 450, 448,
D14/336, 342; 312/7.2; 348/836, 383, 180,
348/184, 325, 739; 341/12; 248/917–924,
248/465; 345/104, 133, 156, 168, 87, 173;
720/605, 669, 600, 655; 369/99, 197; 455/344,
455/347; D21/329, 515, 577, 622, 333, 433,
D21/448, 452, 450, 331; D6/477, 479; 273/148 B;
446/484, 175, 356; D10/15, 26
See application file for complete search history.


The ornamental design for a television set, as shown and described.

DESCRIPTION

FIG. 1. is a perspective view thereof;
FIG. 2. is a front elevational view thereof;
FIG. 3. is a rear elevational view thereof;
FIG. 4. is a left side elevational view thereof;
FIG. 5. is a right side elevational view thereof;
FIG. 6. is a top plan view thereof; and,
FIG. 7. is a bottom plan view thereof.

(56) **References Cited**
U.S. PATENT DOCUMENTS
D532,394 S * 11/2006 Lin D14/126

1 Claim, 7 Drawing Sheets






FIG. 1




FIG. 2

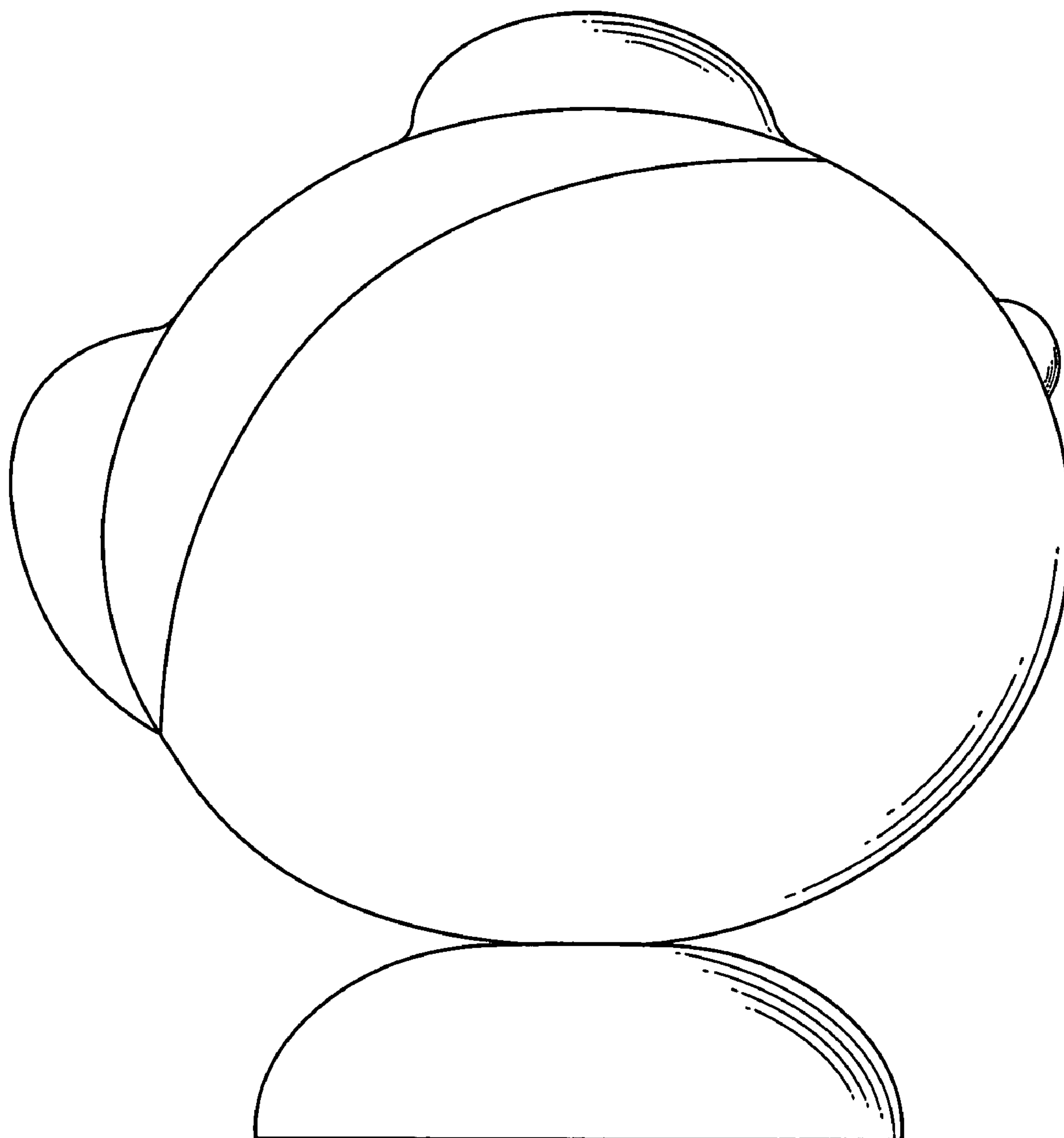


FIG. 3

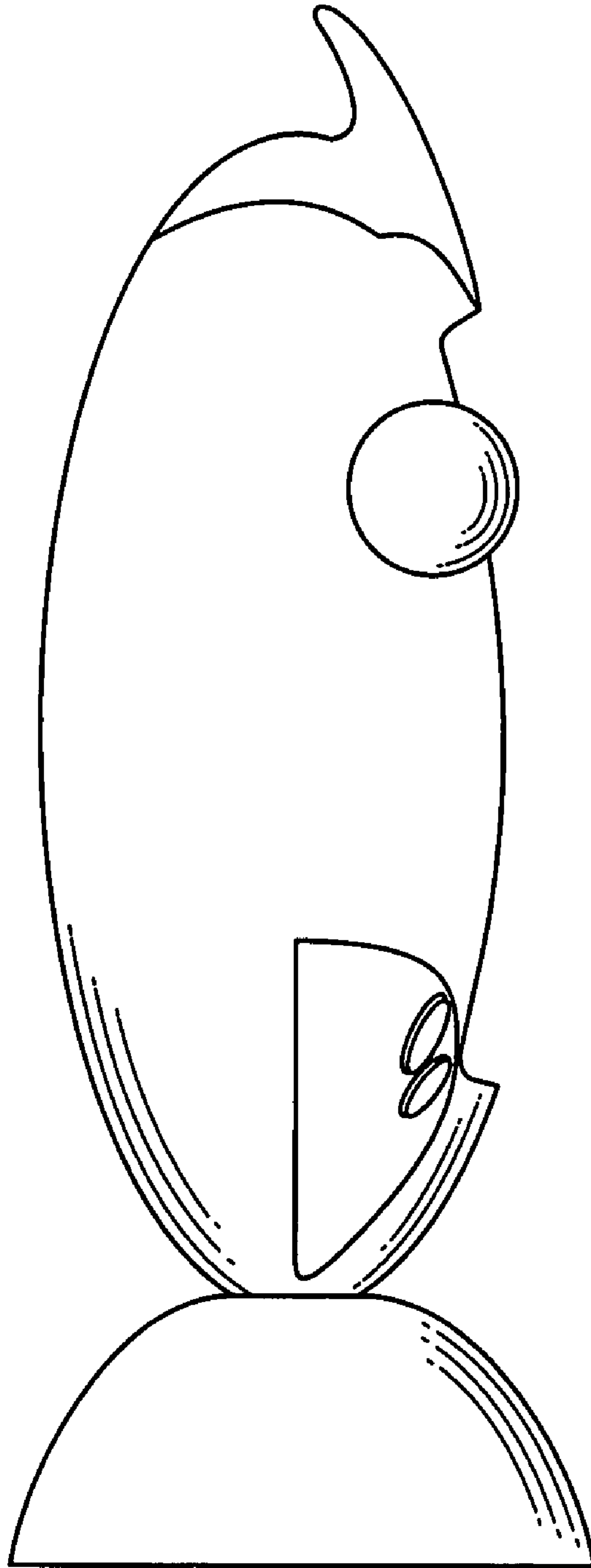


FIG. 4

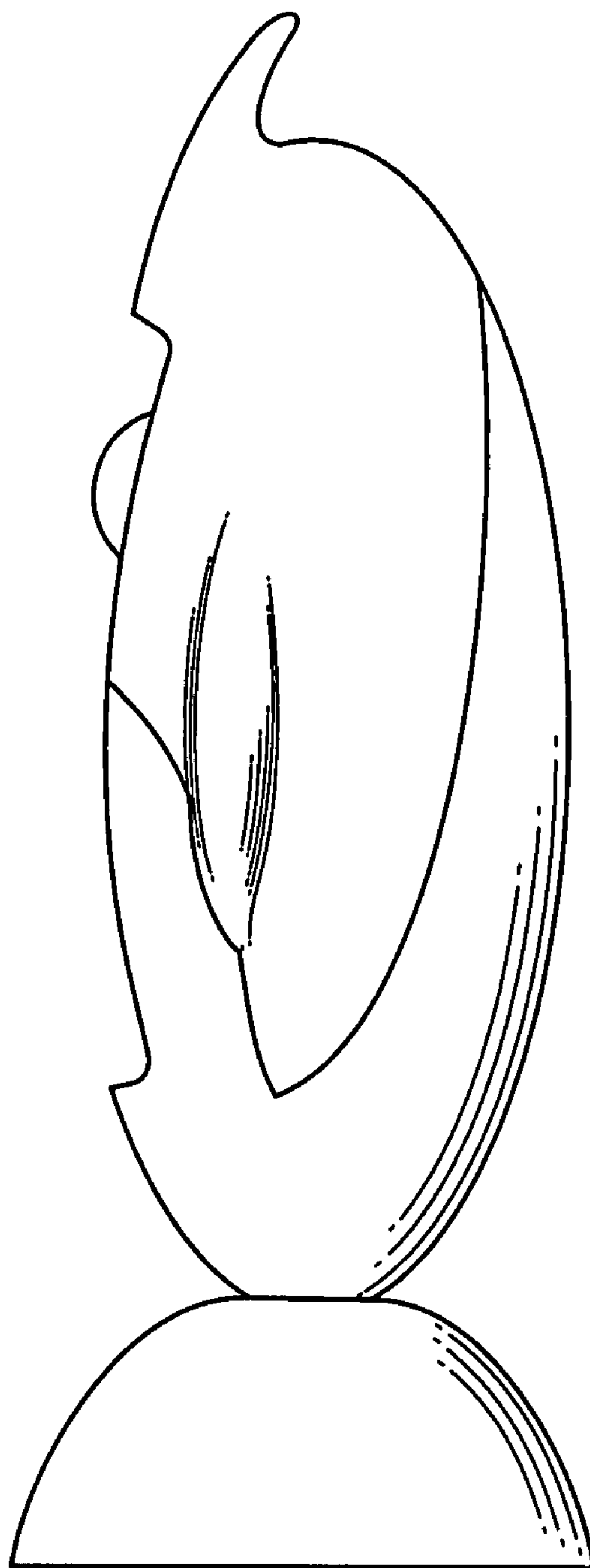


FIG. 5




FIG. 6

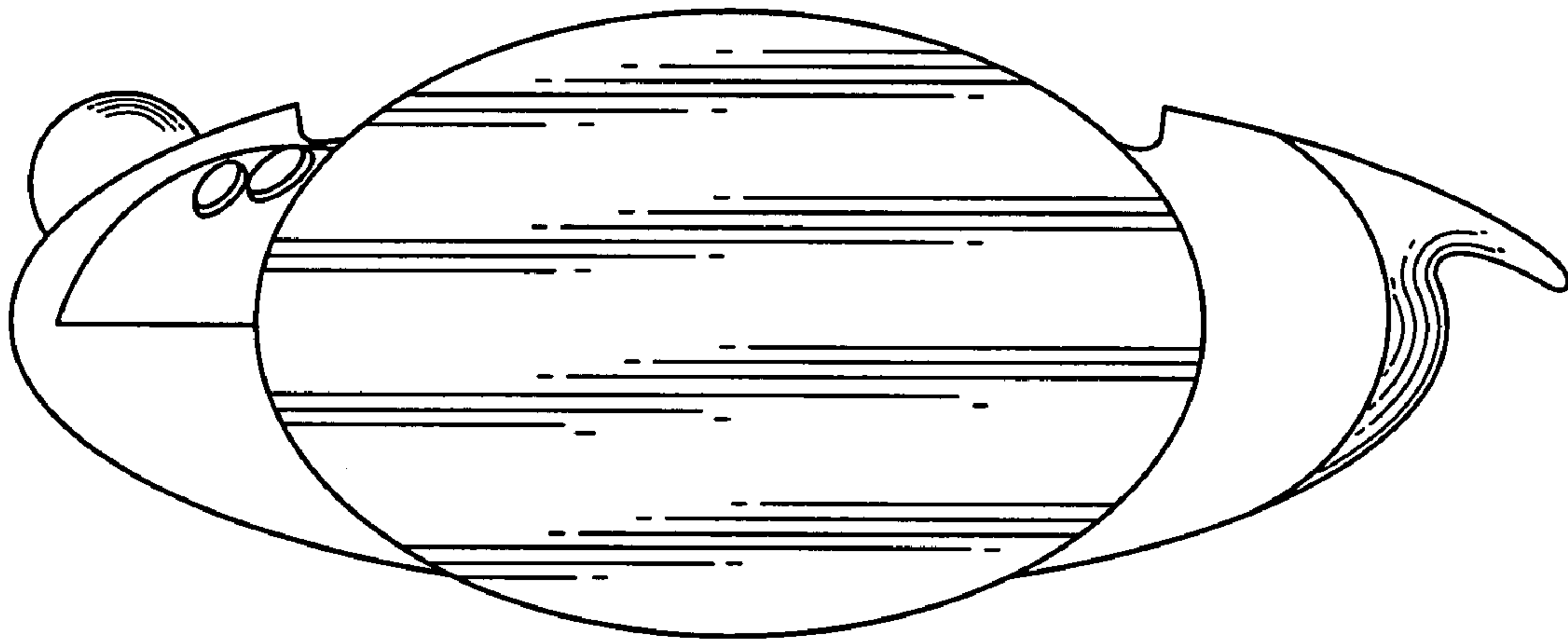


FIG. 7