



US00D573944S

(12) **United States Design Patent**
Ono et al.

(10) **Patent No.:** **US D573,944 S**
(45) **Date of Patent:** **** Jul. 29, 2008**

(54) **SOLAR POWER MODULE**

(75) Inventors: **Masayoshi Ono**, Sumoto (JP); **Tsuyoshi Takahama**, Neyagawa (JP); **Teruhiko Ienaga**, Izumisano (JP); **Toshio Yagiura**, Kobe (JP); **Shingo Okamoto**, Toyonaka (JP); **Atsushi Nakauchi**, Izumiotsu (JP); **Takaaki Nakajima**, Budapest (HU)

(73) Assignee: **Sanyo Electric Co., Ltd.**, Moriguchi-Shi (JP)

(**) Term: **14 Years**

(21) Appl. No.: **29/287,770**

(22) Filed: **Sep. 18, 2007**

(30) **Foreign Application Priority Data**

Mar. 19, 2007 (JP) D2007-006973

(51) **LOC (8) Cl.** **13-02**

(52) **U.S. Cl.** **D13/102**

(58) **Field of Classification Search** D13/102,
D13/101, 199; 126/569; 136/243, 244; 438/66,
438/72, 80

See application file for complete search history.

(56) **References Cited**

U.S. PATENT DOCUMENTS

4,040,867 A * 8/1977 Forestieri et al. 136/244
4,063,963 A * 12/1977 Bond, Jr. 136/244
4,089,705 A 5/1978 Rubin
4,321,416 A * 3/1982 Tennant 136/244

D353,129 S * 12/1994 Ricaud et al. D13/102
6,005,183 A * 12/1999 Akai et al. 136/244
D422,964 S * 4/2000 Lam D13/107
D448,722 S * 10/2001 Drummond D13/102
D468,684 S * 1/2003 Shugar D13/102
D469,057 S * 1/2003 Shugar D13/102

FOREIGN PATENT DOCUMENTS

JP 09-148601 6/1997
JP 2001-094127 4/2001

* cited by examiner

Primary Examiner—Parbhakar Deshmukh

Assistant Examiner—Derrick Holland

(74) *Attorney, Agent, or Firm*—Marvin A. Motsenbocker;
Mots Law, PLLC

(57) **CLAIM**

The ornamental design for a solar power module, as shown and described.

DESCRIPTION

FIG. 1 is a front view of a solar power module;
FIG. 2 is a rear view thereof;
FIG. 3 is a left side view thereof;
FIG. 4 is a right side view thereof;
FIG. 5 is a top plan view thereof;
FIG. 6 is a bottom plan view thereof; and,
FIG. 7 is an enlarged fragmentary view of a corner taken along line 7—7 thereof.

1 Claim, 7 Drawing Sheets




Fig. 1




Fig.2




Fig.3



Fig.4



Fig.5



Fig.6



Fig.7

