



US00D573943S

(12) **United States Design Patent**  
**Ono et al.**

(10) **Patent No.:** **US D573,943 S**  
(45) **Date of Patent:** **\*\* Jul. 29, 2008**

(54) **SOLAR POWER CELL**

(75) Inventors: **Masayoshi Ono**, Sumoto (JP); **Tsuyoshi Takahama**, Neyagawa (JP); **Teruhiko Ienaga**, Izumisano (JP); **Toshio Yagiura**, Kobe (JP); **Shingo Okamoto**, Toyonaka (JP); **Atsushi Nakauchi**, Izumiotsu (JP); **Takaaki Nakajima**, Budapest (HU)

(73) Assignee: **Sanyo Electric Co., Ltd.**, Moriguchi-Shi (JP)

(\*\*) Term: **14 Years**

(21) Appl. No.: **29/287,769**

(22) Filed: **Sep. 18, 2007**

(30) **Foreign Application Priority Data**

Mar. 19, 2007 (JP) ..... 2007-006976

(51) **LOC (8) Cl.** ..... **13-02**

(52) **U.S. Cl.** ..... **D13/102**

(58) **Field of Classification Search** ..... D13/102,  
D13/101, 199; 126/569; 136/243, 244; 438/66,  
438/72, 80

See application file for complete search history.

(56) **References Cited**

**U.S. PATENT DOCUMENTS**

4,040,867 A \* 8/1977 Forestieri et al. .... 136/244  
4,063,963 A \* 12/1977 Bond, Jr. .... 136/244  
4,089,705 A \* 5/1978 Rubin  
4,321,416 A \* 3/1982 Tennant ..... 136/244  
D353,129 S \* 12/1994 Ricaud et al. .... D13/102  
6,005,183 A \* 12/1999 Akai et al. .... 136/244

D422,964 S \* 4/2000 Lam ..... D13/107  
D448,722 S \* 10/2001 Drummond ..... D13/102  
D468,684 S \* 1/2003 Shugar ..... D13/102  
D469,057 S \* 1/2003 Shugar ..... D13/102

**FOREIGN PATENT DOCUMENTS**

JP 09-148601 6/1997  
JP 2001-094127 4/2001

\* cited by examiner

*Primary Examiner*—Prabhakar Deshmukh

*Assistant Examiner*—Derrick Holland

(74) *Attorney, Agent, or Firm*—Marvin A. Motsenbocker; Motts Law, PLLC

(57) **CLAIM**

The ornamental design for a solar power cell, as shown and described.

**DESCRIPTION**

FIG. 1 is a front view of a solar power cell;

FIG. 2 is a rear view thereof;

FIG. 3 is a left side view thereof;

FIG. 4 is a right side view thereof;

FIG. 5 is a top plan view thereof;

FIG. 6 is a bottom plan view thereof; and,

FIG. 7 is an enlarged fragmentary view of a corner taken along line 7—7 thereof.

The broken lines showing on the drawing disclosure are for illustrative purposes only and form no part of the claimed design.

**1 Claim, 7 Drawing Sheets**




Fig.1




Fig.2




Fig.3



Fig.4



**Fig.5**



**Fig.6**



Fig.7

