



US00D573932S

(12) **United States Design Patent**
Laengerer

(10) **Patent No.:** **US D573,932 S**

(45) **Date of Patent:** **** *Jul. 29, 2008**

(54) **VEHICLE WHEEL**

(75) Inventor: **Markus Laengerer**, Renningen (DE)

(73) Assignee: **BBS Kraftfahrzeugtechnik AG**,
Schiltach (DE)

(**) Term: **14 Years**

(21) Appl. No.: **29/251,231**

(22) Filed: **Jan. 5, 2006**

(30) **Foreign Application Priority Data**

Jul. 11, 2005 (EP) 000370796

(51) **LOC (8) Cl.** **12-16**

(52) **U.S. Cl.** **D12/209**

(58) **Field of Classification Search** D12/204-213;
301/37.101, 64.101, 65, 64.201
See application file for complete search history.

(56) **References Cited**

U.S. PATENT DOCUMENTS

D302,264 S *	7/1989	Soederberg	D12/209
D350,523 S *	9/1994	Mobius	D12/209
D371,100 S *	6/1996	Hatter	D12/209
D384,022 S *	9/1997	Hatter	D12/209
D384,630 S *	10/1997	Bhambra	D12/209
D400,153 S *	10/1998	Bhambra	D12/209
D428,377 S *	7/2000	Kubosaki et al.	D12/209
D445,749 S *	7/2001	Kuninari et al.	D12/209
D451,062 S *	11/2001	Yoshida	D12/209

D455,693 S *	4/2002	Sato et al.	D12/209
D499,058 S *	11/2004	Iwauchi et al.	D12/209
D504,096 S *	4/2005	Nakagawa et al.	D12/209
D514,494 S *	2/2006	Scheu	D12/209
D521,436 S *	5/2006	Meier	D12/209
D526,261 S *	8/2006	Ohta	D12/209
D528,954 S *	9/2006	Laengerer	D12/209
D538,731 S *	3/2007	Iwauchi et al.	D12/211
D550,597 S *	9/2007	Musser	D12/209

FOREIGN PATENT DOCUMENTS

JP 1 186 636 10/2003

* cited by examiner

Primary Examiner—Stacia Cadmus

(74) *Attorney, Agent, or Firm*—Wood Phillips Katz Clark and Mortimer

(57) **CLAIM**

The ornamental design for vehicle wheel, as shown and described.

DESCRIPTION

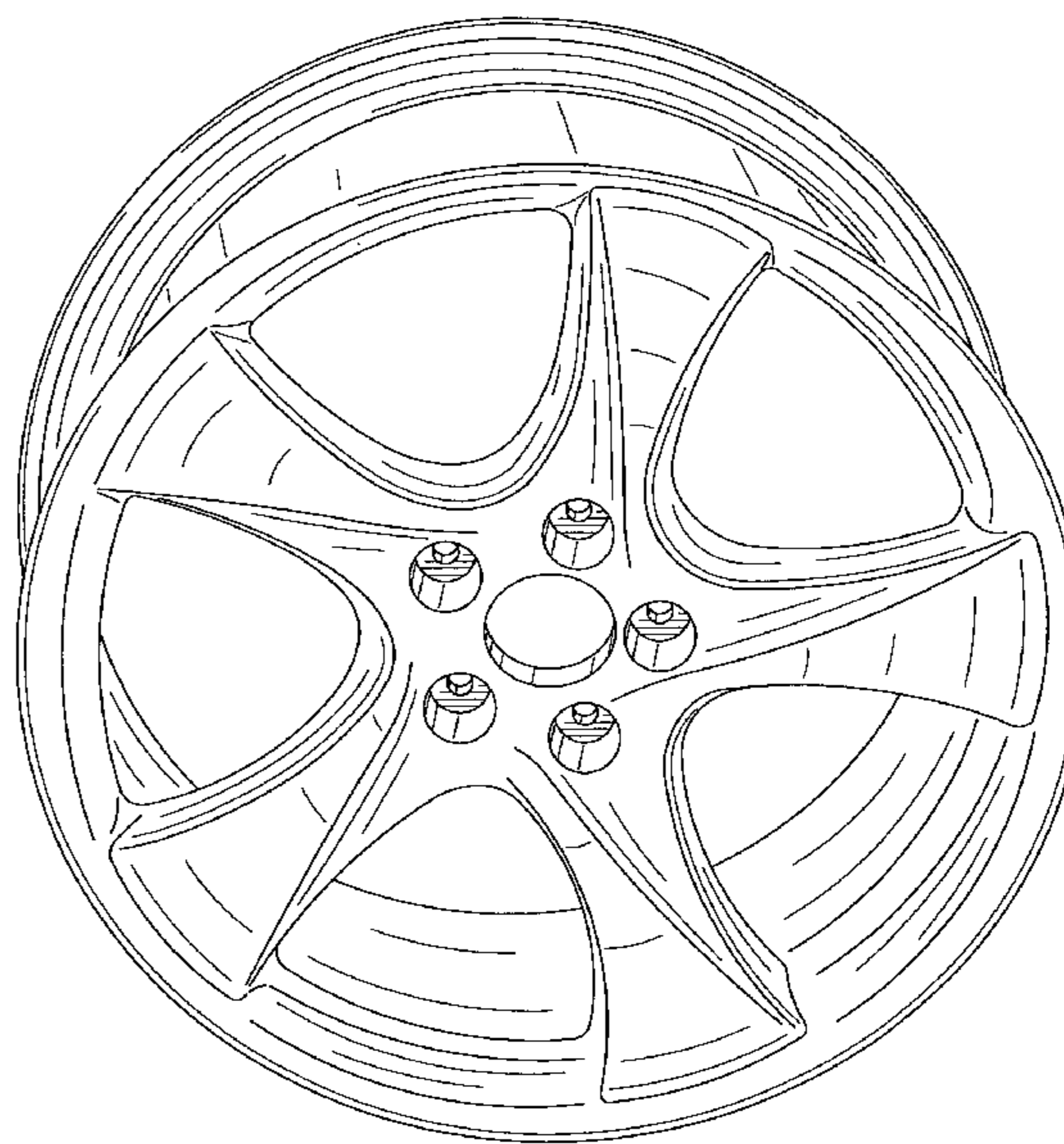

FIG. 1 is a front view of a vehicle wheel, showing my new design;

FIG. 2 is a perspective view thereof; and,

FIG. 3 is another perspective view thereof.

Surface finish does not comprise part of the claimed design, except insofar as the shapes of the surface contours are disclosed thereby.

1 Claim, 3 Drawing Sheets






FIG. 1

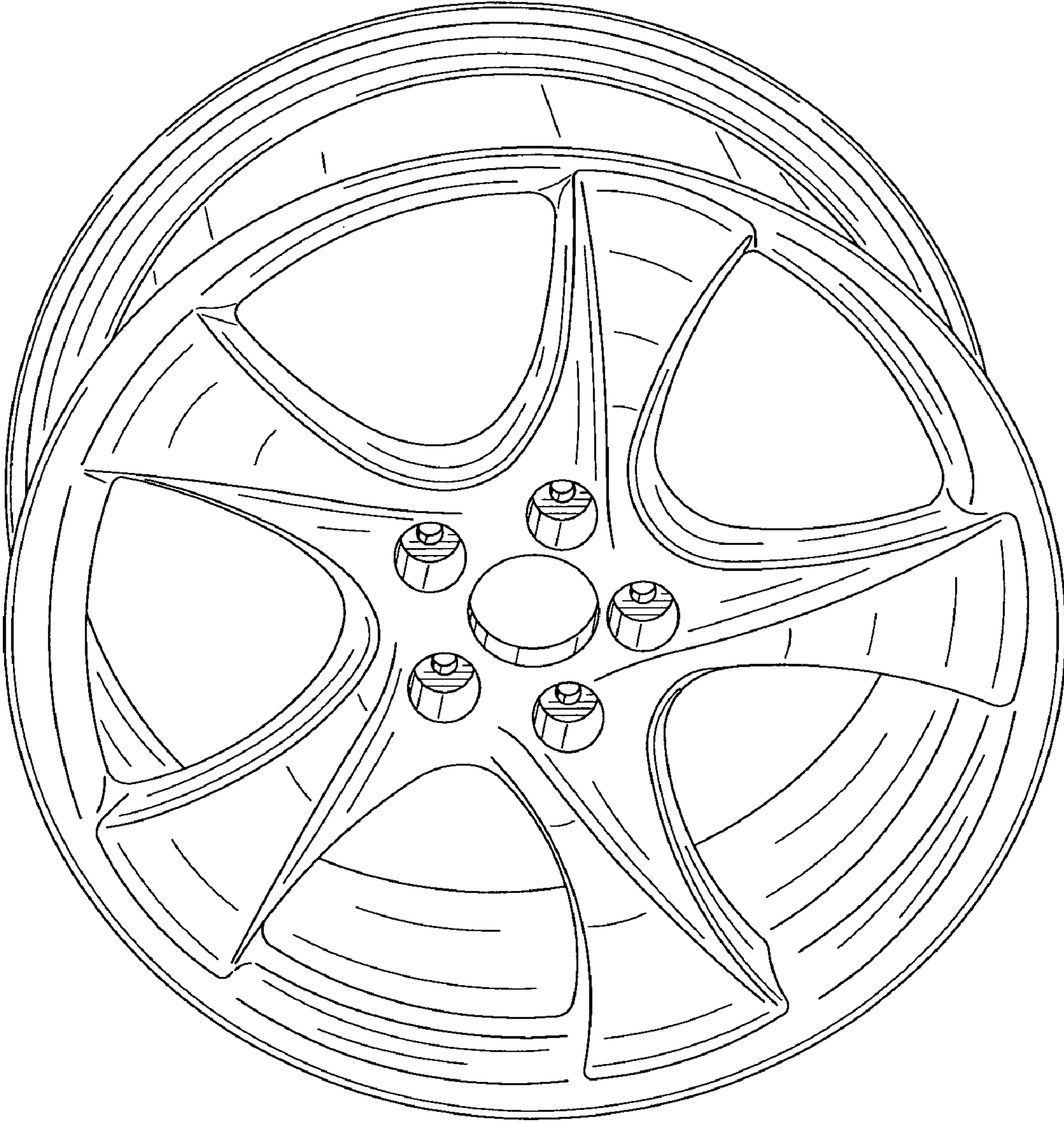


FIG. 2

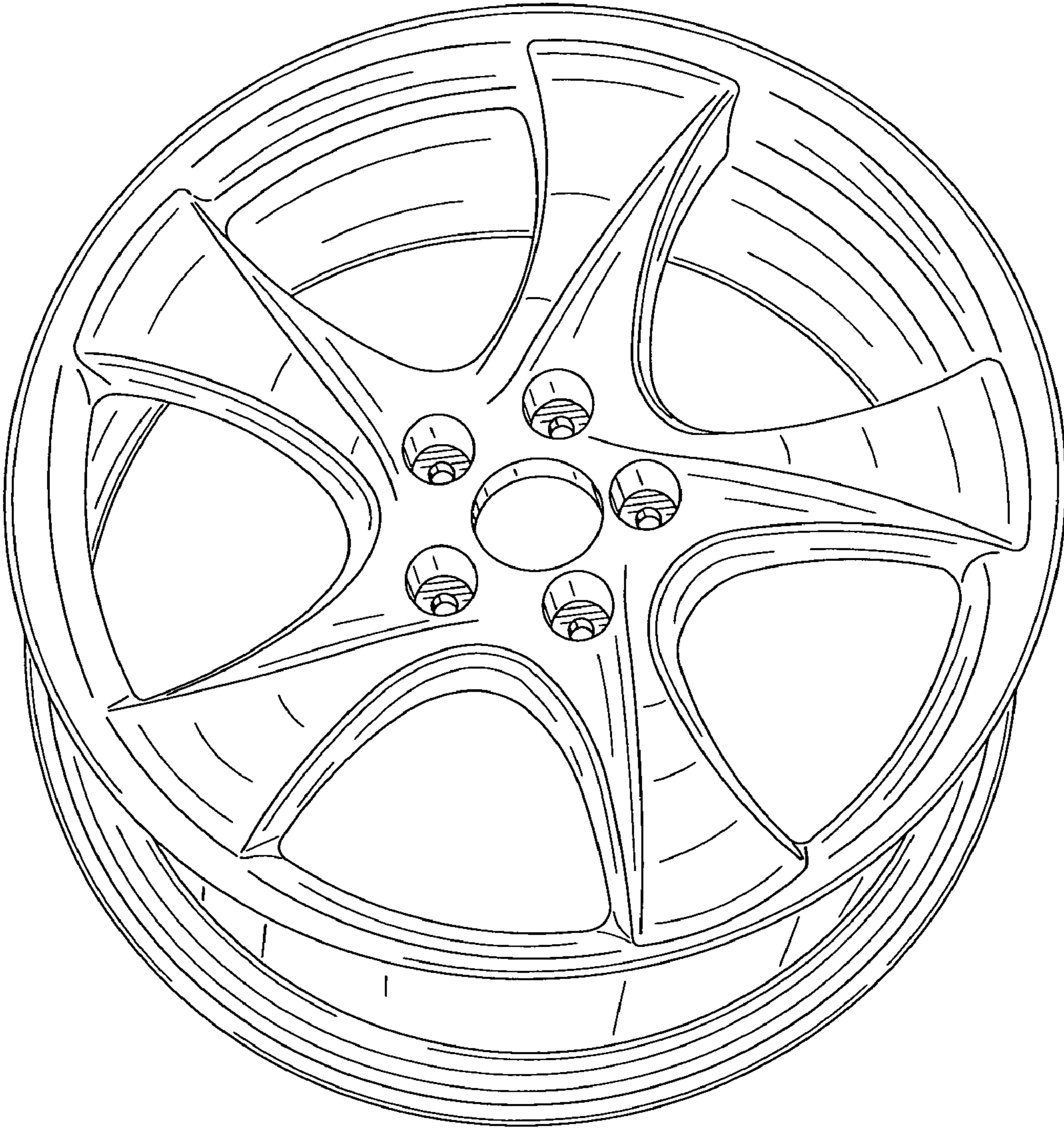


FIG. 3