

US00D573926S

(12) **United States Design Patent**
Jones

(10) **Patent No.:** **US D573,926 S**
(45) **Date of Patent:** **** *Jul. 29, 2008**

(54) **BICYCLE BRAKE LEVER**

(75) Inventor: **Christopher S. Jones**, Milwaukee, WI (US)

(73) Assignee: **Hayes Bicycle Group, Inc.**, Mequon, WI (US)

(**) Term: **14 Years**

(21) Appl. No.: **29/275,463**

(22) Filed: **Dec. 27, 2006**

(51) **LOC (8) Cl.** **12-16**

(52) **U.S. Cl.** **D12/179**

(58) **Field of Classification Search** D12/111, D12/179, 180; 74/489, 502.2, 551.7-551.9, 74/473.12-473.14, 486-488, 519, 522-525, 74/491; 188/24.11-24.22, 344, 359, 2 D
See application file for complete search history.

(56) **References Cited**

U.S. PATENT DOCUMENTS

3,802,200	A	4/1974	Kolm	
4,635,442	A	1/1987	Bass	
4,779,482	A	10/1988	Kawaguchi	
5,050,381	A	9/1991	Matsuno et al.	
5,311,792	A *	5/1994	Brown et al.	74/489
5,448,927	A	9/1995	Lumpkin	
5,515,743	A	5/1996	Lumpkin	
D374,205	S	10/1996	Levinkron	
5,636,518	A	6/1997	Burgoyne et al.	
D382,842	S	8/1997	Nishimura	
D386,734	S	11/1997	Nishimura	
6,003,639	A	12/1999	Buckley et al.	
6,161,448	A	12/2000	Wang	
D442,528	S	5/2001	Terasawa	
D442,529	S *	5/2001	Terasawa	D12/179
6,336,327	B1	1/2002	Noro et al.	
6,370,877	B1	4/2002	Lin	
6,457,378	B2	10/2002	Hatakoshi et al.	
6,527,303	B2	3/2003	Kariyama et al.	
D480,028	S	9/2003	Solon	

6,739,133	B2	5/2004	Barnett	
6,804,961	B2	10/2004	Lumpkin	
6,957,534	B2	10/2005	Lumpkin	
D521,427	S *	5/2006	Tsai	D12/179
D522,422	S	6/2006	Campbell et al.	
D531,944	S	11/2006	Okada	
7,137,492	B2	11/2006	Laghi	
7,178,646	B2	2/2007	Lumpkin	
7,204,350	B2	4/2007	Lumpkin	
7,222,703	B2	5/2007	Laghi et al.	
D543,913	S	6/2007	Hanamura	
2006/0185360	A1	8/2006	Takizawa et al.	

FOREIGN PATENT DOCUMENTS

TW	286946	3/1985
TW	117576	8/1989

OTHER PUBLICATIONS

Taiwan Bicycles Guide Parts & Accessories 2004-2005, p. 578.
Taiwan Bicycles Guide Parts & Accessories 2004-2005, p. 573.

* cited by examiner

Primary Examiner—Cathron Brooks

Assistant Examiner—Linda Brooks

(74) *Attorney, Agent, or Firm*—Whyte Hirschboeck Dudek SC

(57) **CLAIM**

The ornamental design for a bicycle brake lever, as shown and described.

DESCRIPTION

FIG. 1 is a top perspective view of the design;

FIG. 2 is a bottom perspective view of FIG. 1;

FIG. 3 is a top view of FIG. 1;

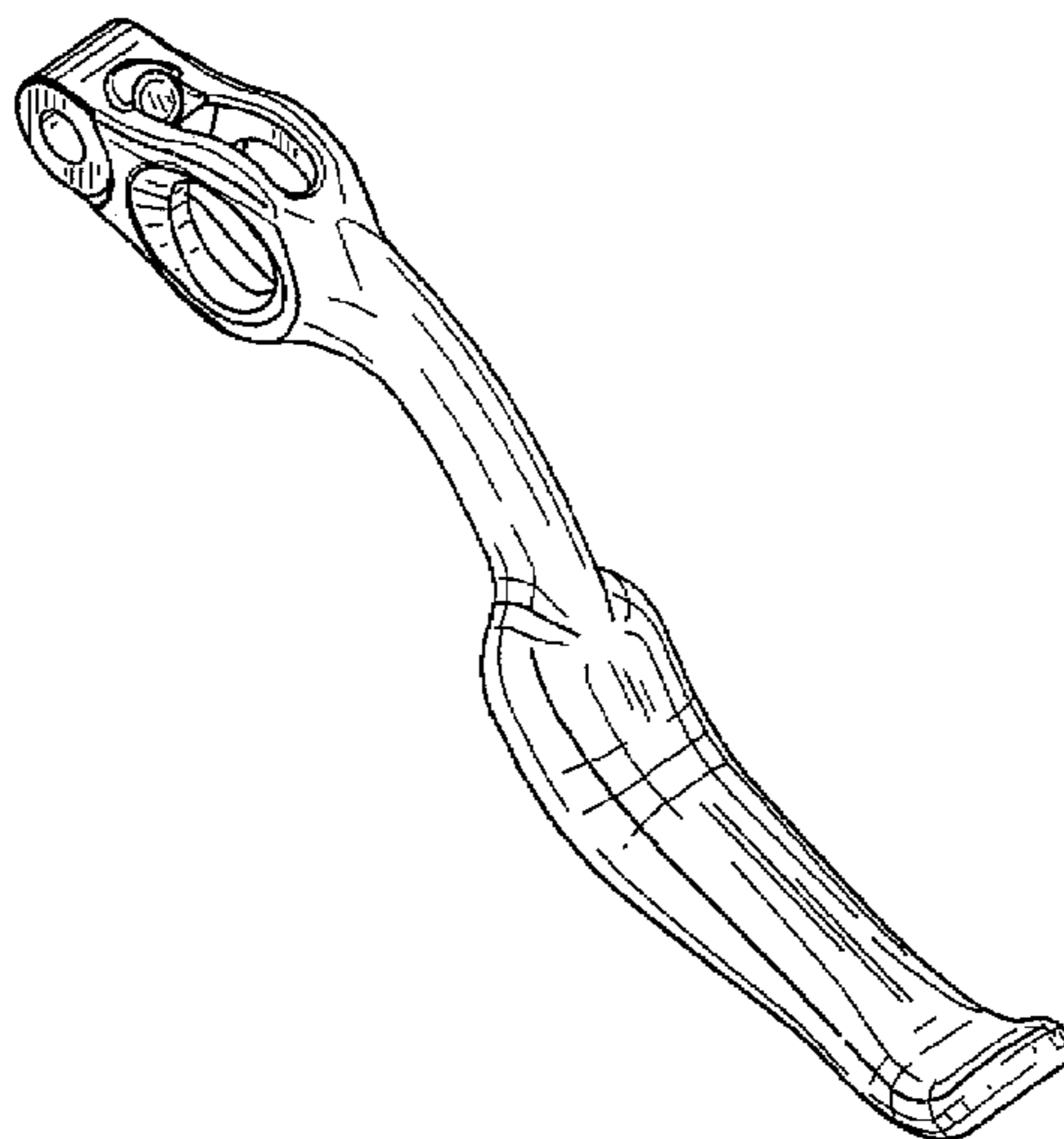
FIG. 4 is a side view of FIG. 3;

FIG. 5 is a bottom view of FIG. 1;

FIG. 6 is a front view of FIG. 1; and,

FIG. 7 is a rear view of FIG. 1.

1 Claim, 3 Drawing Sheets



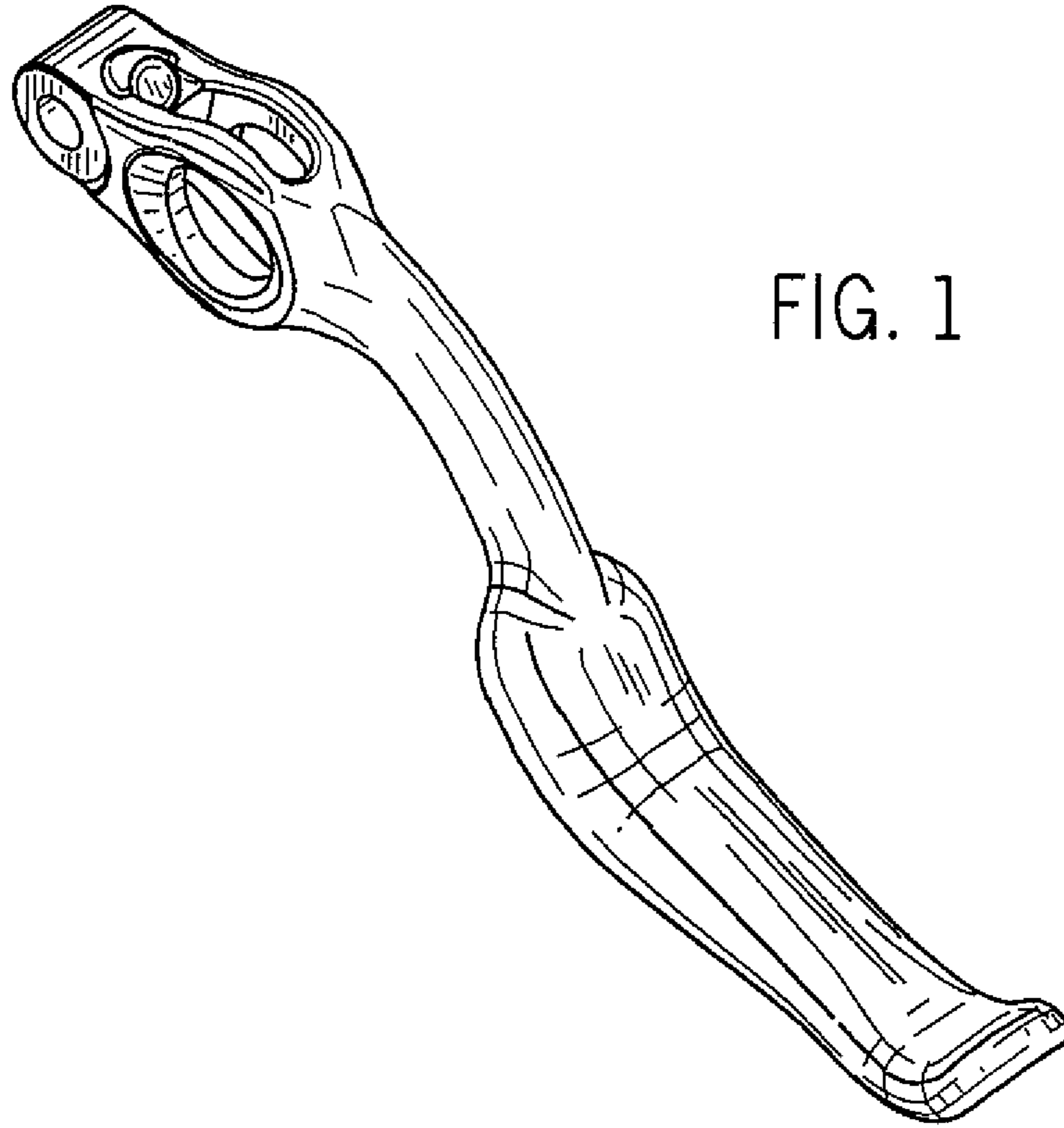


FIG. 1

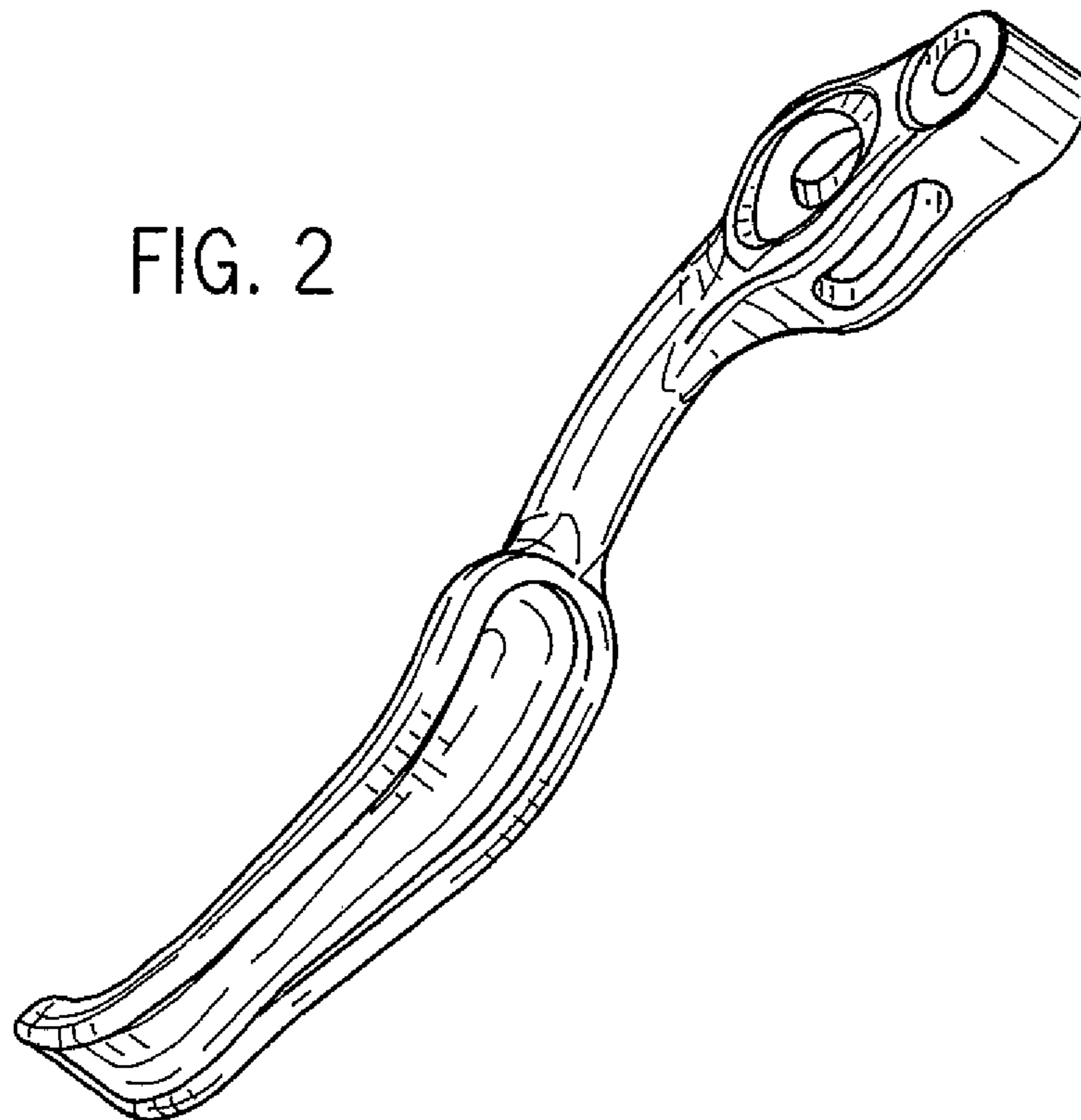


FIG. 2

FIG. 3

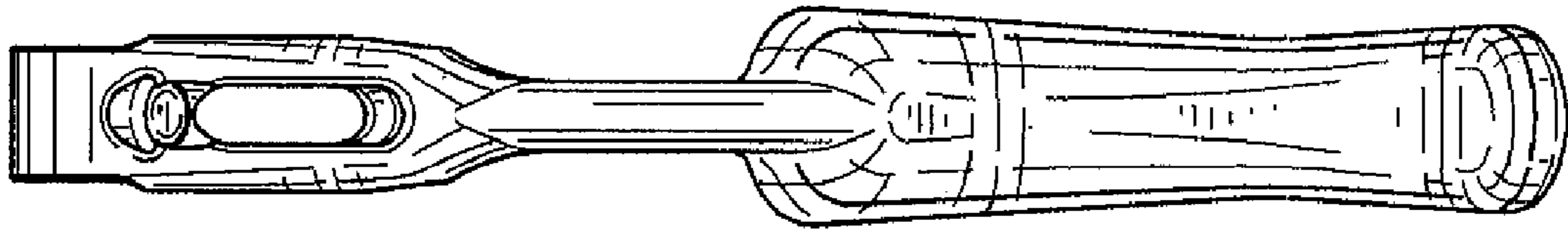


FIG. 4

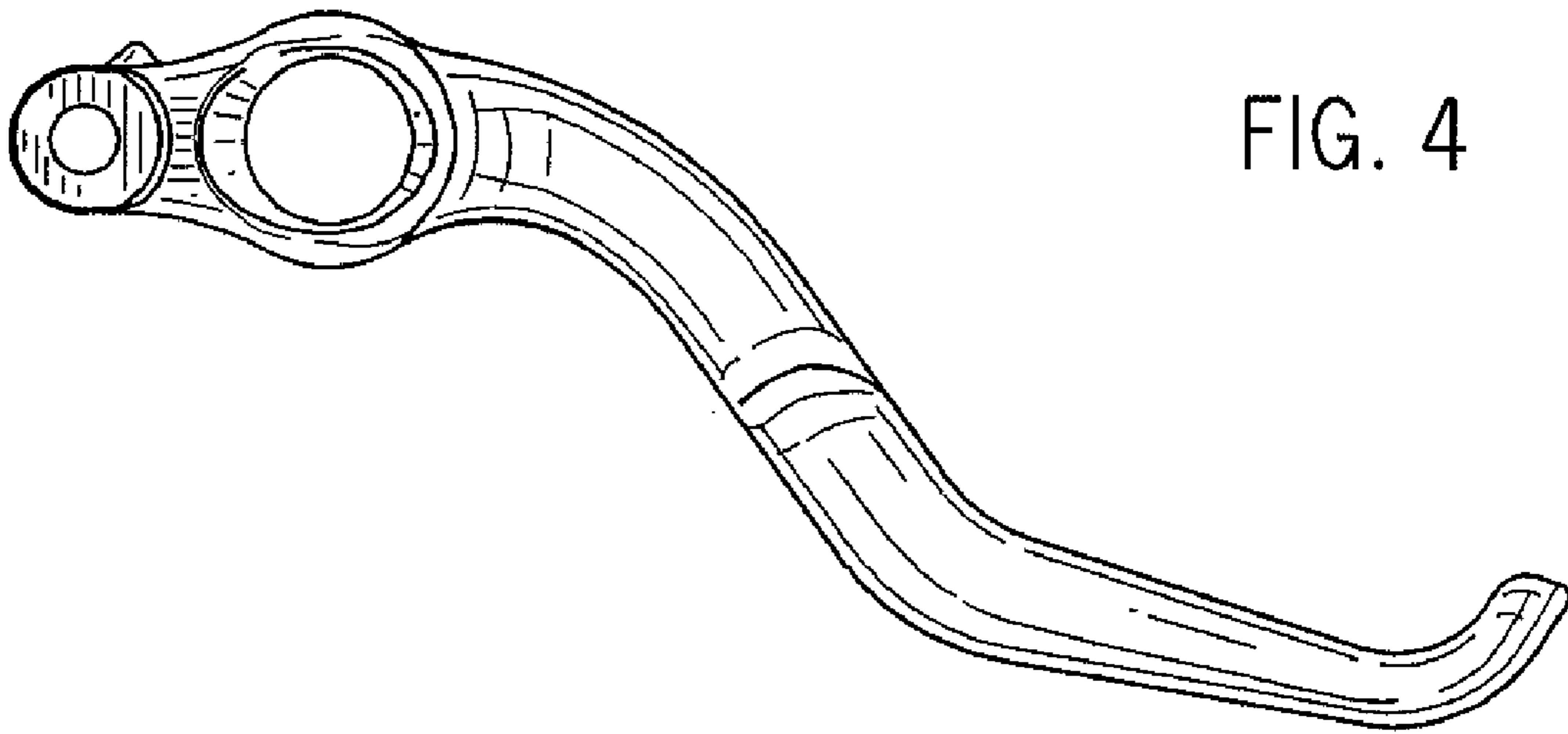
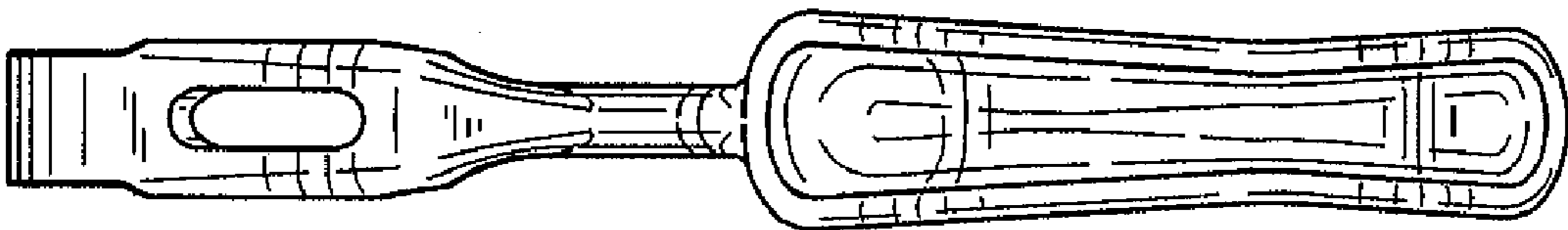


FIG. 5



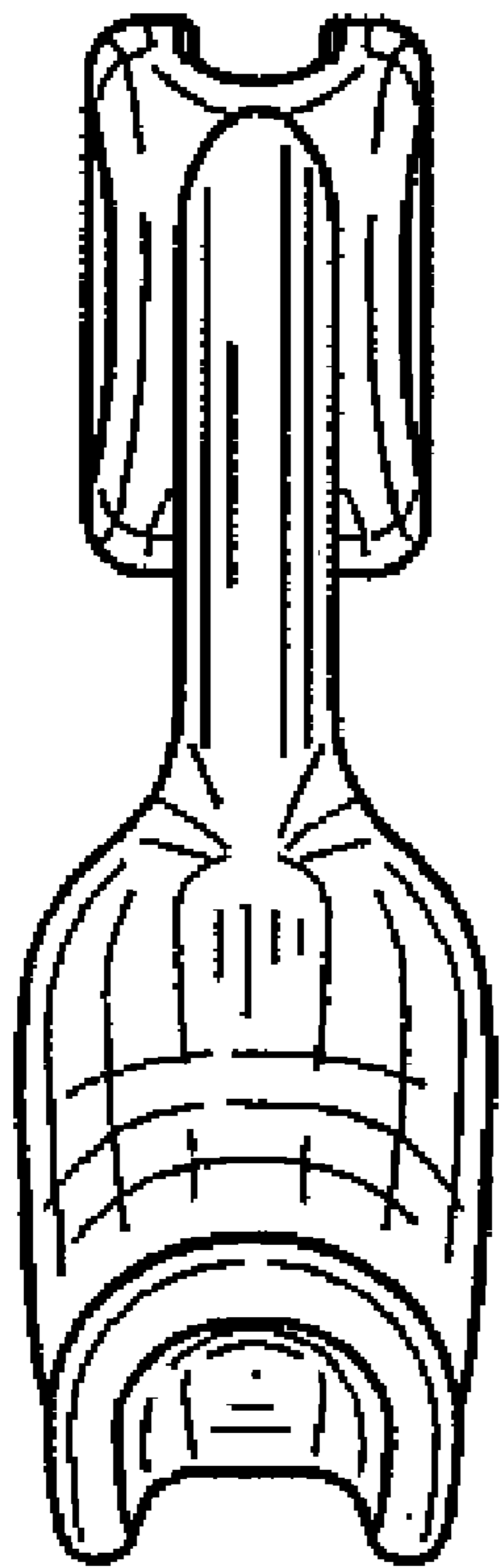


FIG. 6

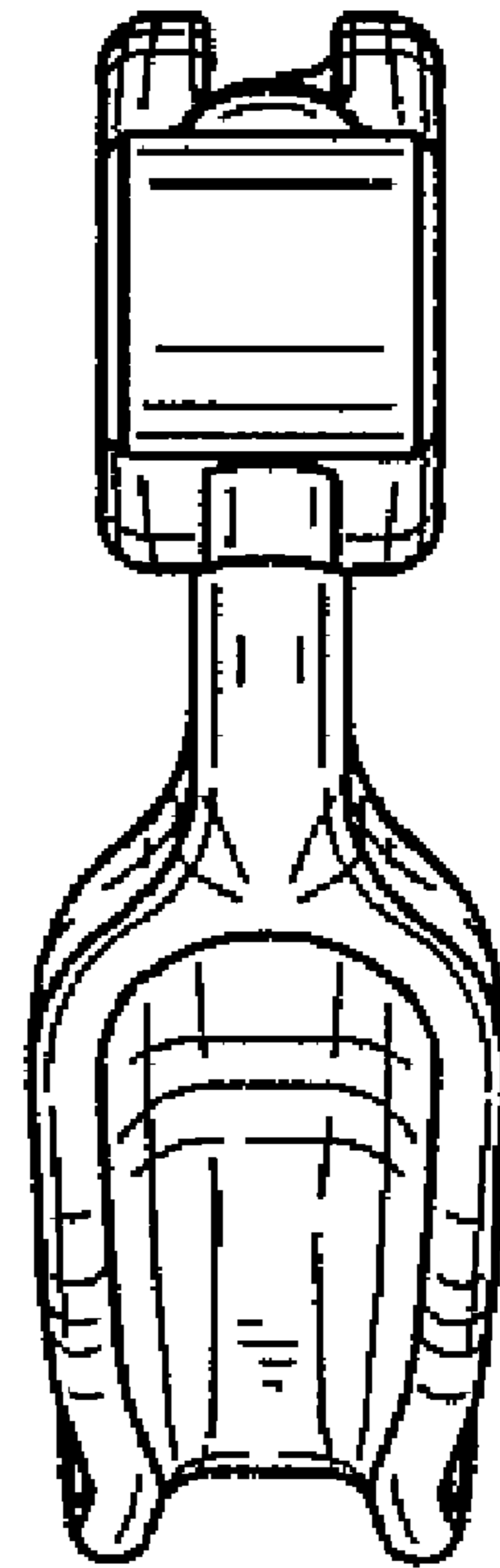


FIG. 7