



US00D573921S

(12) **United States Design Patent**
Guzman et al.

(10) **Patent No.:** **US D573,921 S**
(45) **Date of Patent:** **** Jul. 29, 2008**

(54) **WHEELCHAIR BRAKE HANDLE**

(75) Inventors: **Bette McCombs Guzman**, 5180
Boulder Dr., Pleasant Hill, IA (US)
50327; **Troy A. Johnson**, Newton, IA
(US)

(73) Assignee: **Bette McCombs Guzman**, Pleasant Hill,
IA (US)

(**) Term: **14 Years**

(21) Appl. No.: **29/281,357**

(22) Filed: **Jun. 21, 2007**

(51) **LOC (8) Cl.** **12-12**

(52) **U.S. Cl.** **D12/133; D32/34**

(58) **Field of Classification Search** D12/128-133,
D12/114, 115, 119; 280/62, 647-650, 29,
280/200, 47.38, 250.1, 259, 642, 658; 297/DIG. 4;
296/65.03, 65.04; 224/409; 135/65-67,
135/74, 96; 180/208; 267/5; D21/686, 687,
D21/688, 663; D8/300, 303, 307, 331, 333,
D8/349, 367, 382, 394, 395

See application file for complete search history.

(56) **References Cited**

U.S. PATENT DOCUMENTS

D294,988 S * 3/1988 Goodrich D32/34
D316,989 S * 5/1991 Giambone D12/133
D429,395 S * 8/2000 Kiern et al. D32/34
D430,369 S * 8/2000 Medema et al. D32/34

D441,162 S * 4/2001 Grove et al. D34/27
D455,985 S * 4/2002 Olivares D12/133
D465,719 S * 11/2002 Ditzig et al. D8/321
D466,786 S * 12/2002 Bourgeois et al. D8/107
D506,419 S * 6/2005 Coster D12/133
D548,412 S * 8/2007 Bobrosky D32/34

* cited by examiner

Primary Examiner—Charles A. Rademaker

Assistant Examiner—Charles D Hanson

(74) *Attorney, Agent, or Firm*—McKee, Voorhees & Sease,
P.L.C.

(57) **CLAIM**

The ornamental design for a wheelchair brake handle, as
shown and described.

DESCRIPTION

FIG. 1 is a perspective view of a wheelchair brake handle
showing our new design;

FIG. 2 is a front elevation view of the brake handle, with the
rear elevation view being a mirror image of the front.

FIG. 3 is a left side elevation view of the handle.

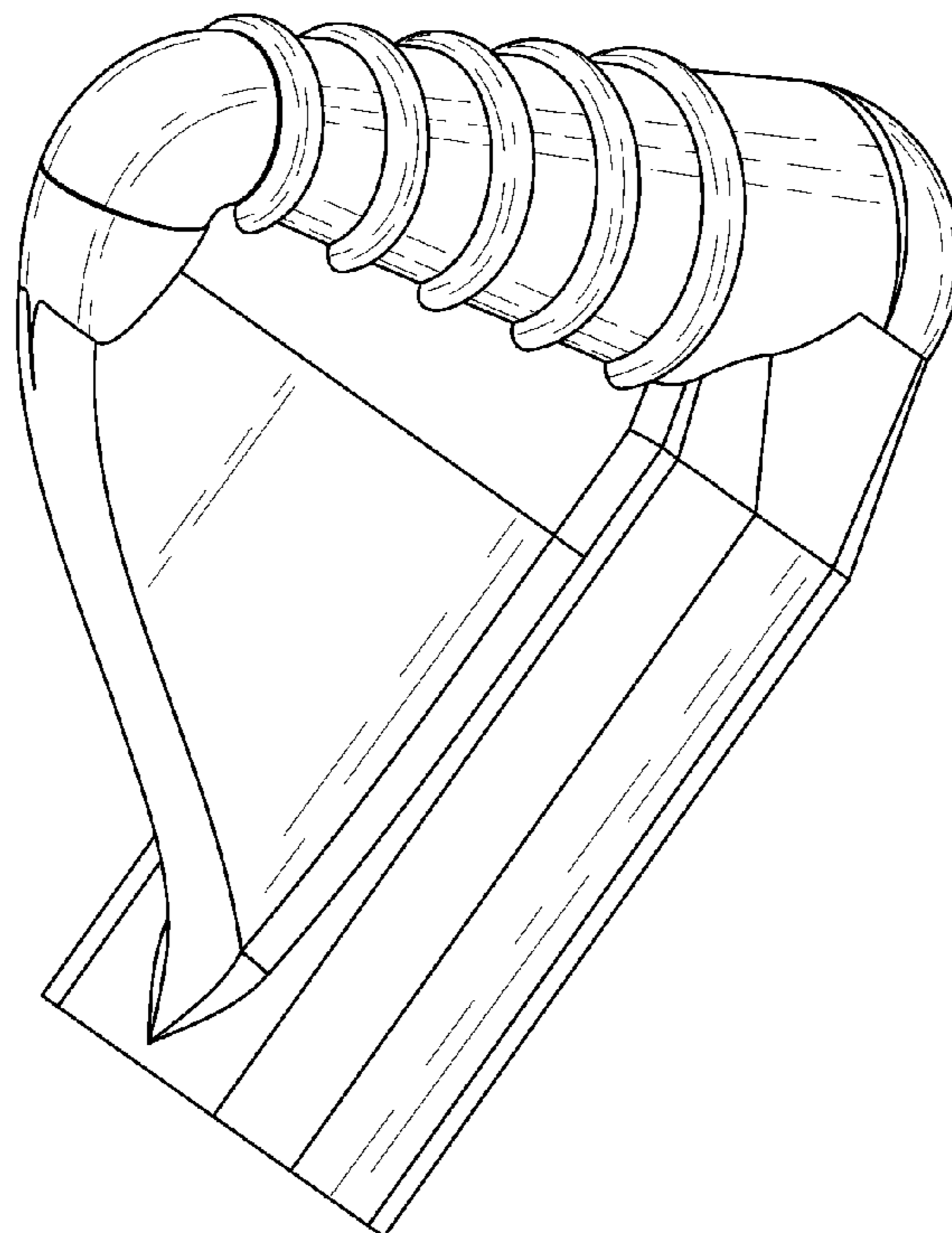
FIG. 4 is a right side elevation view of the handle.

FIG. 5 is a top plan view of the handle.

FIG. 6 is a bottom plan view of the handle; and,

FIG. 7 is another perspective view thereof shown on a reduced
scale and with broken lines used to illustrate environment
which form no part of the claim.

1 Claim, 4 Drawing Sheets



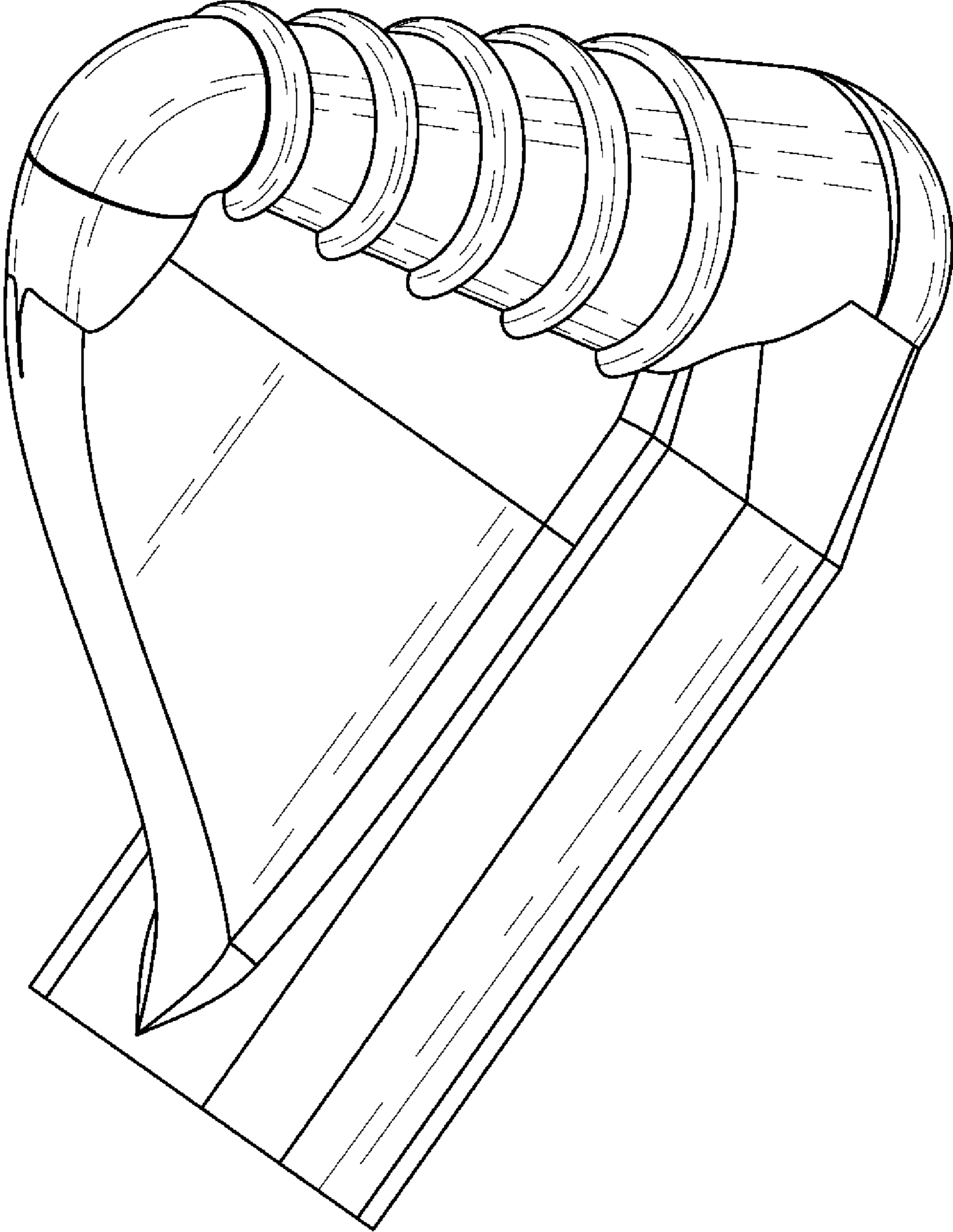


FIG. 1




FIG. 2

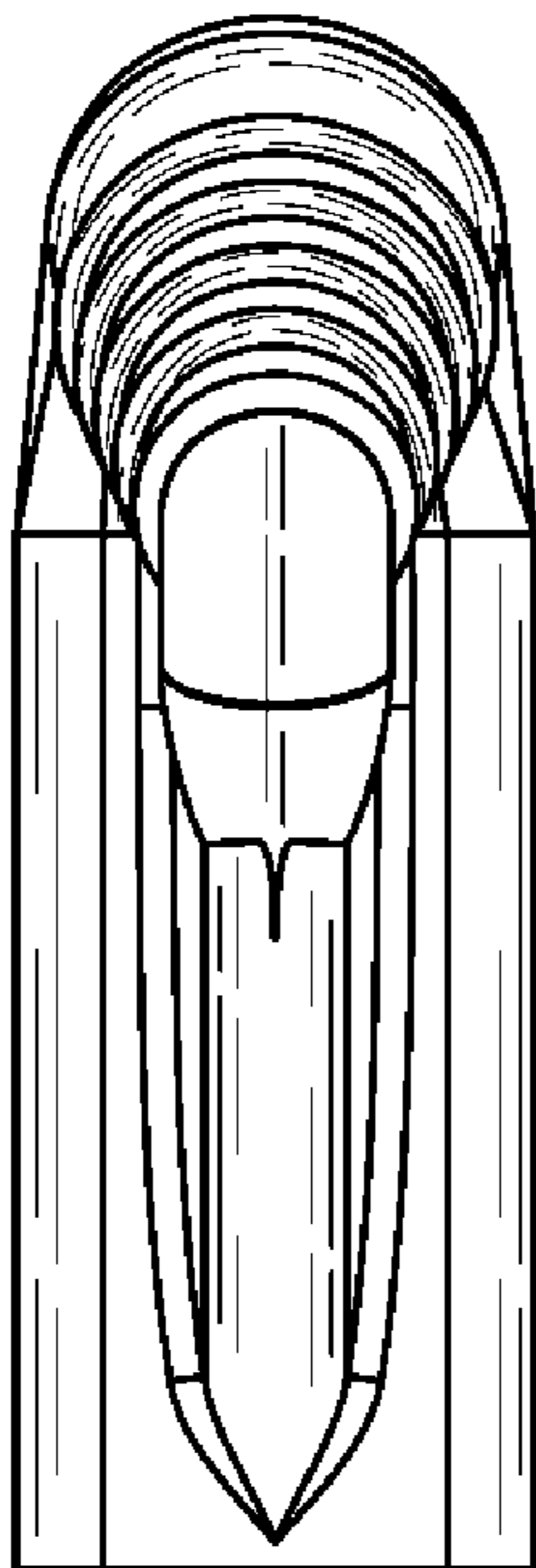


FIG. 3

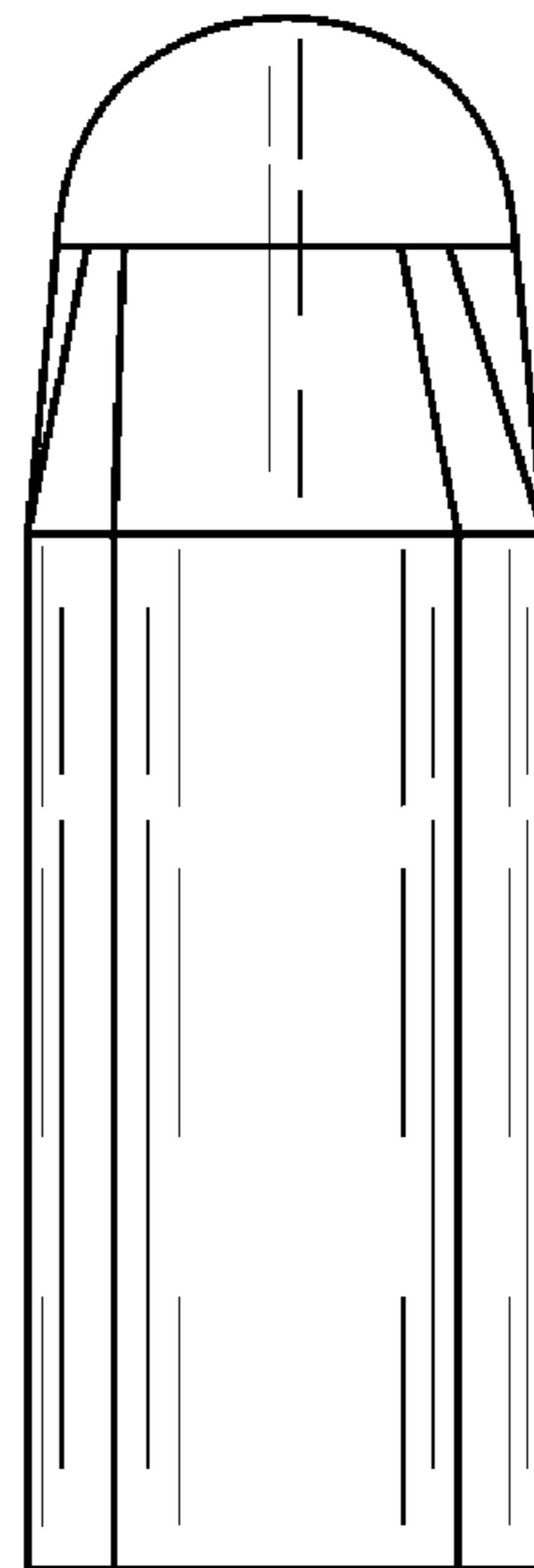


FIG. 4

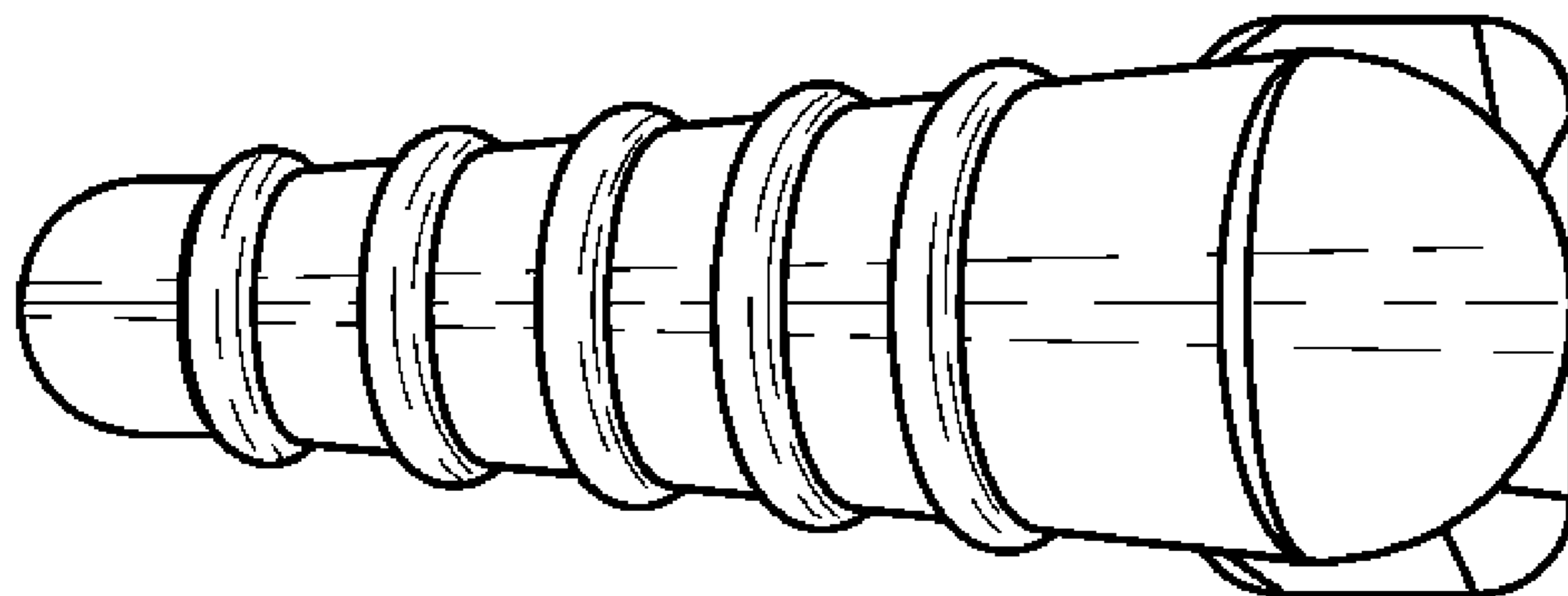


FIG. 5

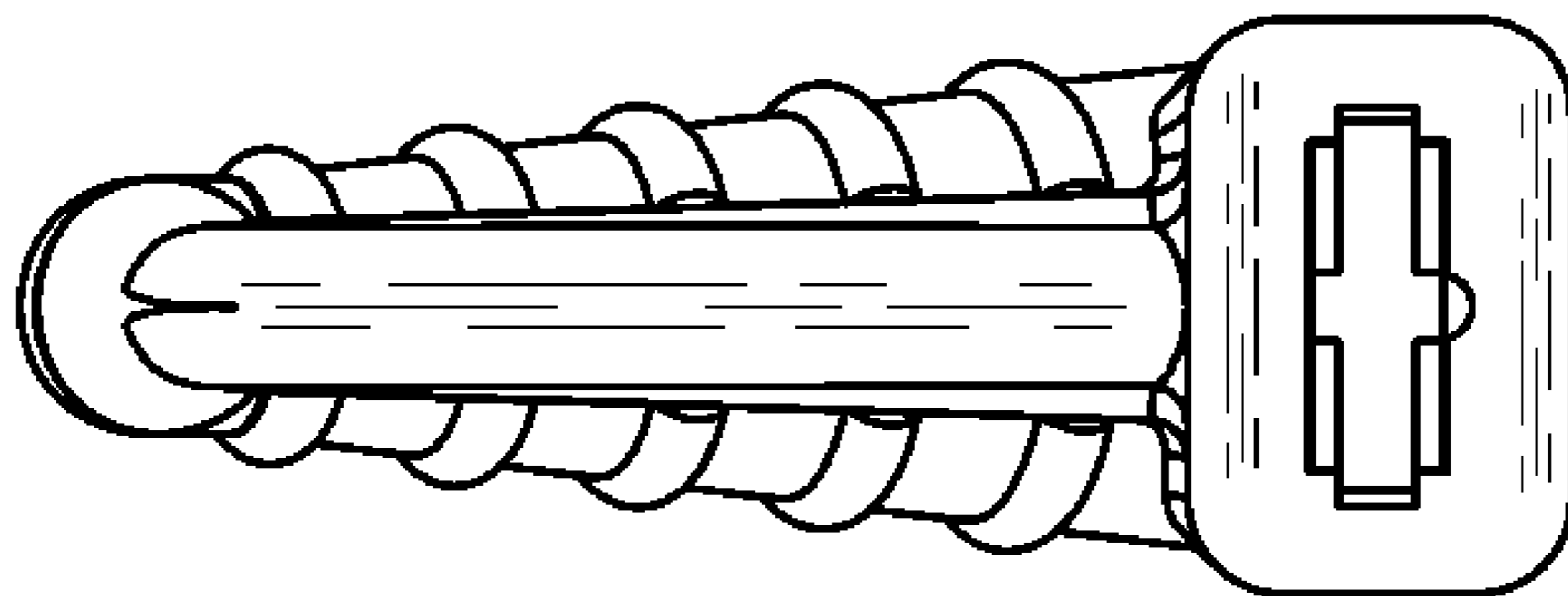


FIG. 6

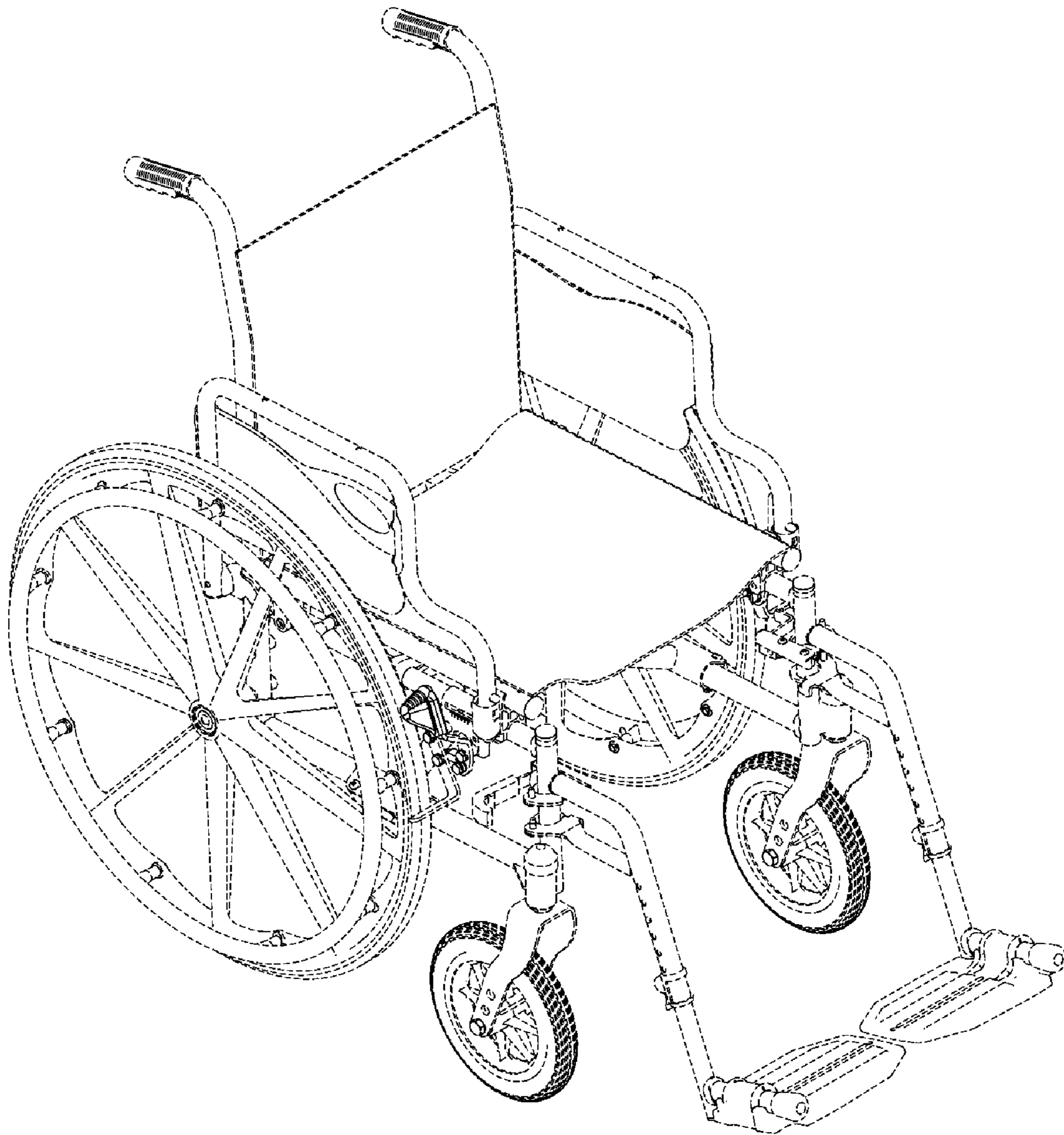


FIG. 7