



US00D573915S

(12) **United States Design Patent**
Moss

(10) **Patent No.:** **US D573,915 S**
(45) **Date of Patent:** **** Jul. 29, 2008**

(54) **JEWELRY FASTENER**

D93,340 S * 9/1934 Furtsch D11/215
D208,454 S * 9/1967 Welch D11/214
D514,474 S * 2/2006 Neri D11/200

(76) Inventor: **Kimball Moss**, 441 B Goldenrod Ave.,
Corona del Mar, CA (US) 92625

(**) Term: **14 Years**

* cited by examiner

(21) Appl. No.: **29/303,298**

Primary Examiner—R. Seifert

(22) Filed: **Feb. 5, 2008**

(74) *Attorney, Agent, or Firm*—Knobbe Martens Olson &
Bear LLP

Related U.S. Application Data

(62) Division of application No. 29/265,766, filed on Sep.
8, 2006.

(57) **CLAIM**

The ornamental design for a jewelry fastener, as shown.

(51) **LOC (8) Cl.** **02-07**

(52) **U.S. Cl.** **D11/87; D11/213**

(58) **Field of Classification Search** D11/1-2,
D11/200-201, 208-210, 212-218, 220, 230-234,
D11/236-237, 86-87, 94; 24/307, 625, 616,
24/200, 196, 637, 171, 169, 112, 614, 615,
24/373; 63/3.1, 35

DESCRIPTION

See application file for complete search history.

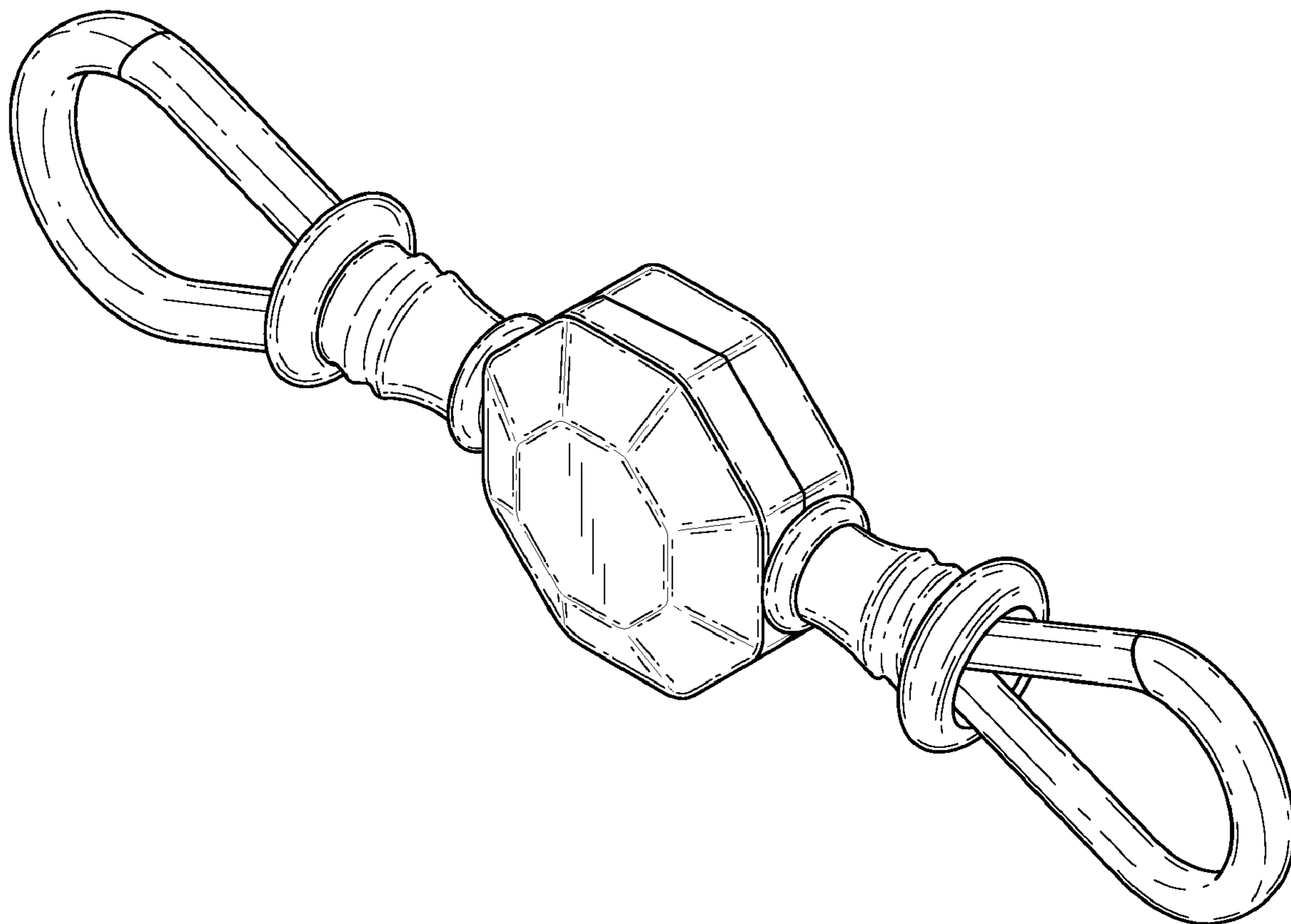
FIG. 1 is a perspective view of a jewelry fastener configured
in accordance with an embodiment of the present invention;
FIG. 2 is a top plan view of the jewelry fastener of FIG. 1;
FIG. 3 is a front elevational view of the jewelry fastener of
FIG. 1;
FIG. 4 is a rear elevational view of the jewelry fastener of FIG.
1; and,
FIG. 5 is a side elevational view of the jewelry fastener of
FIG. 1.

(56) **References Cited**

U.S. PATENT DOCUMENTS

D82,429 S * 11/1930 Lucomlin D11/87

1 Claim, 2 Drawing Sheets



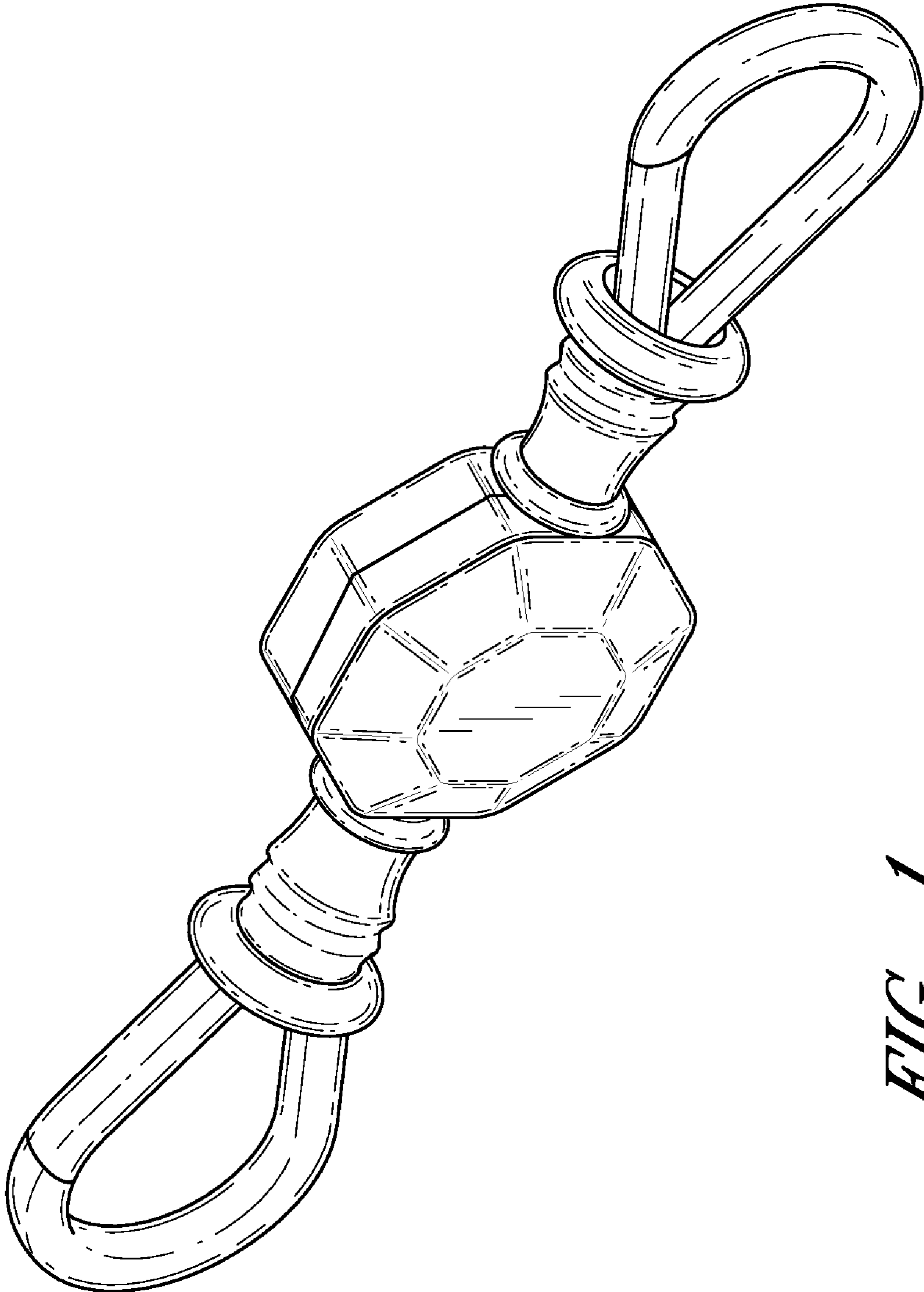


FIG. 1

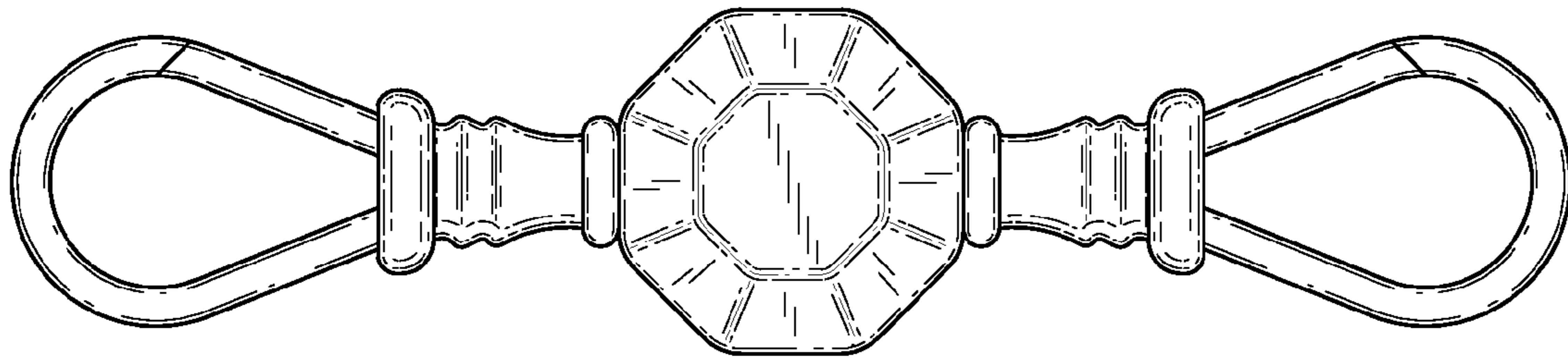


FIG. 2

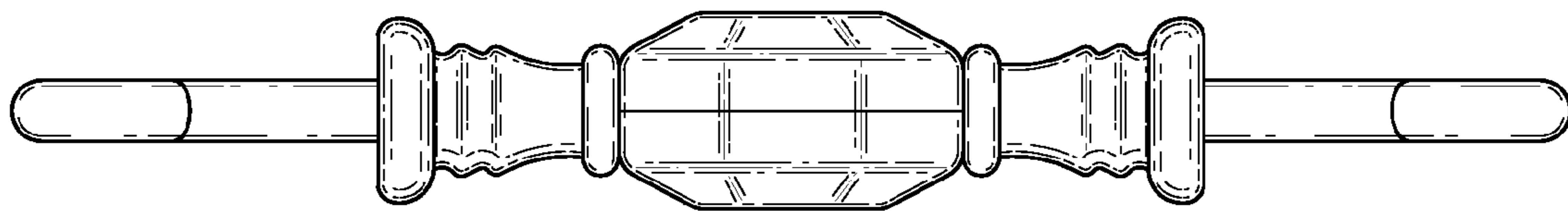


FIG. 3

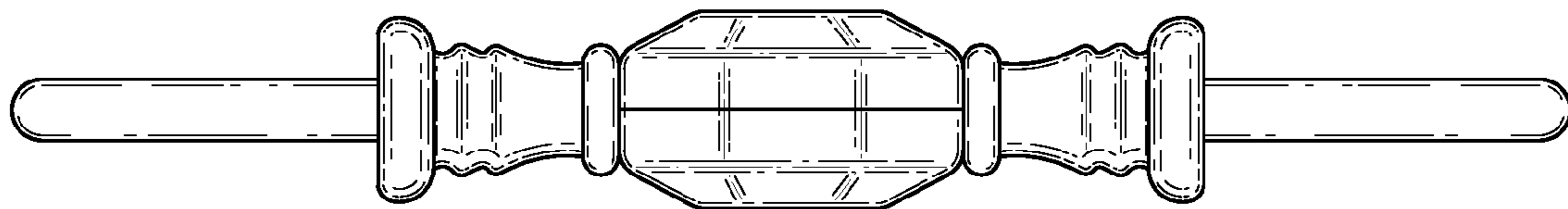


FIG. 4

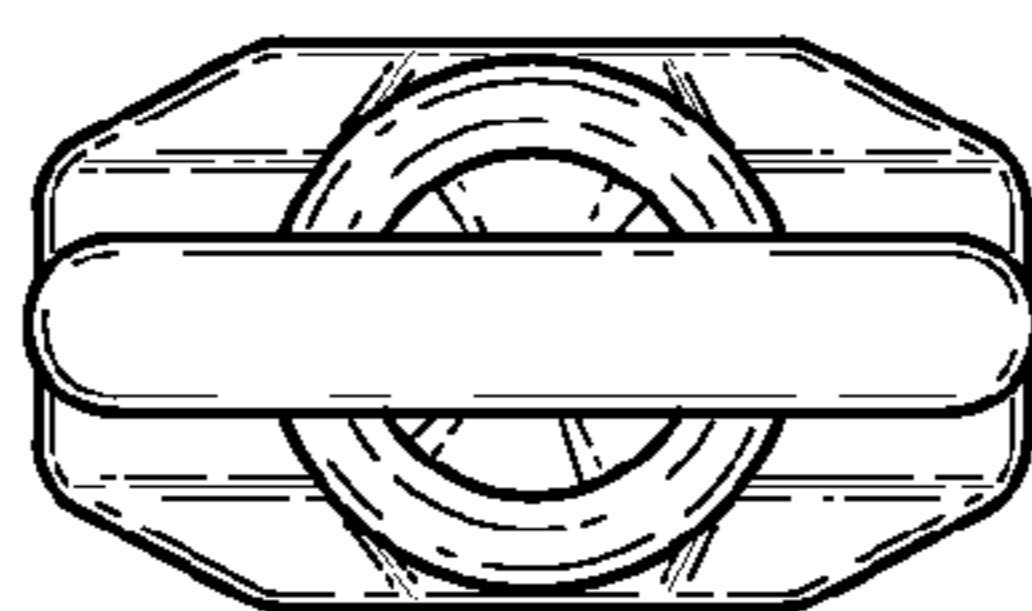


FIG. 5