



US00D573913S

(12) **United States Design Patent**
Jorgensen

(10) **Patent No.:** **US D573,913 S**

(45) **Date of Patent:** **** Jul. 29, 2008**

(54) **SETTING AND FINGER RING**

D520,397 S * 5/2006 Rives D11/34
D530,640 S * 10/2006 Shah D11/30

(76) Inventor: **Ragnar R. Jorgensen**,
Handvaerkerhaven 33, st. th., 2400
Kobenhavn (DK)

* cited by examiner

Primary Examiner—Ian Simmons

Assistant Examiner—Melanie Levy

(74) *Attorney, Agent, or Firm*—Gifford Krass Sprinkle
Anderson & Citkowski

(**) Term: **14 Years**

(21) Appl. No.: **29/282,254**

(22) Filed: **Jul. 16, 2007**

(57) **CLAIM**

The ornamental design for a setting and finger ring, as shown
and described.

(51) **LOC (8) Cl.** **11-11**

(52) **U.S. Cl.** **D11/35**

(58) **Field of Classification Search** D11/3,
D11/26-39, 89-92; 63/15, 15.1-15.4, 15.45,
63/15.5, 15.6, 15.65, 15.7, 26-27

See application file for complete search history.

DESCRIPTION

FIG. 1 is a perspective view of a setting and finger ring
showing my new design;

FIG. 2 is a front elevation view of the ring and setting of FIG.
1;

FIG. 3 is a side, elevation view of the ring and setting of FIG.
1; and,

FIG. 4 is a top, plan view of the ring and setting of FIG. 1.

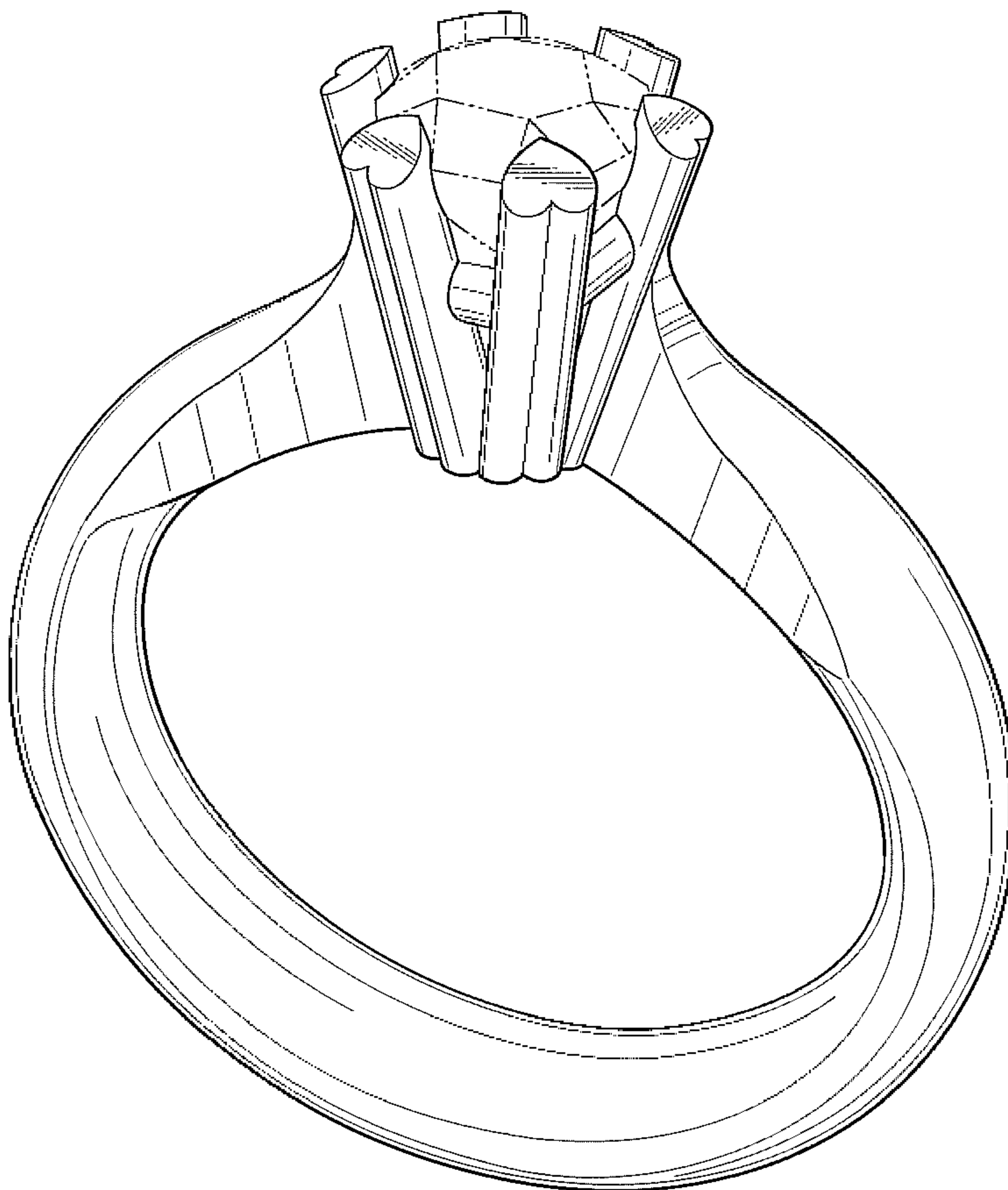
The broken lines are for illustrative purposes only and form
no part of the claimed design.

(56) **References Cited**

U.S. PATENT DOCUMENTS

D51,891 S *	3/1918	Simmons	D11/36
3,197,166 A *	7/1965	Sandler	D11/36
D317,731 S *	6/1991	Sagie	D11/92
D427,539 S *	7/2000	Bulgari	D11/36
D432,447 S *	10/2000	Takessian	D11/92
6,860,117 B2 *	3/2005	Turpanjian et al.	63/26

1 Claim, 3 Drawing Sheets



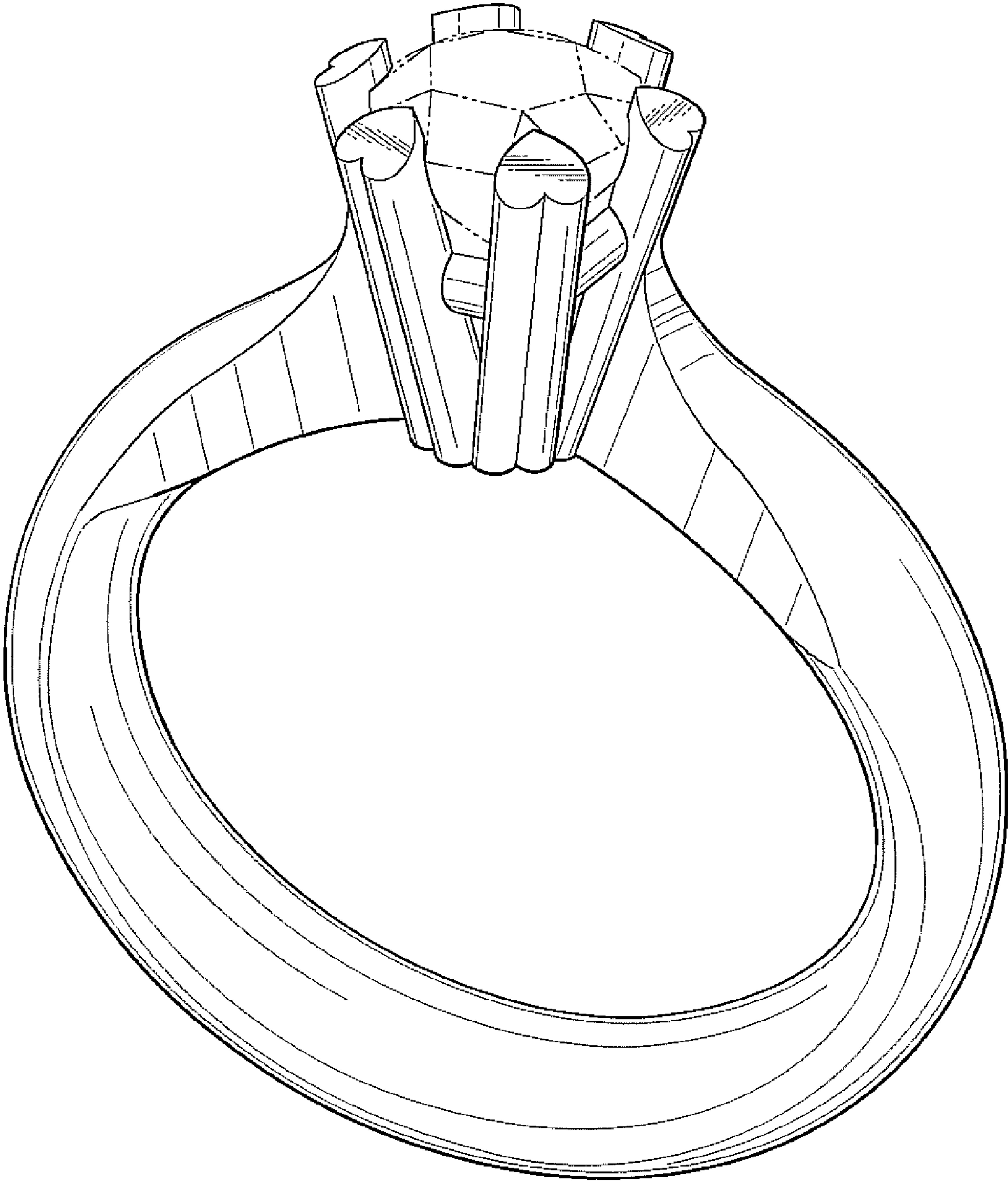


FIG - 1

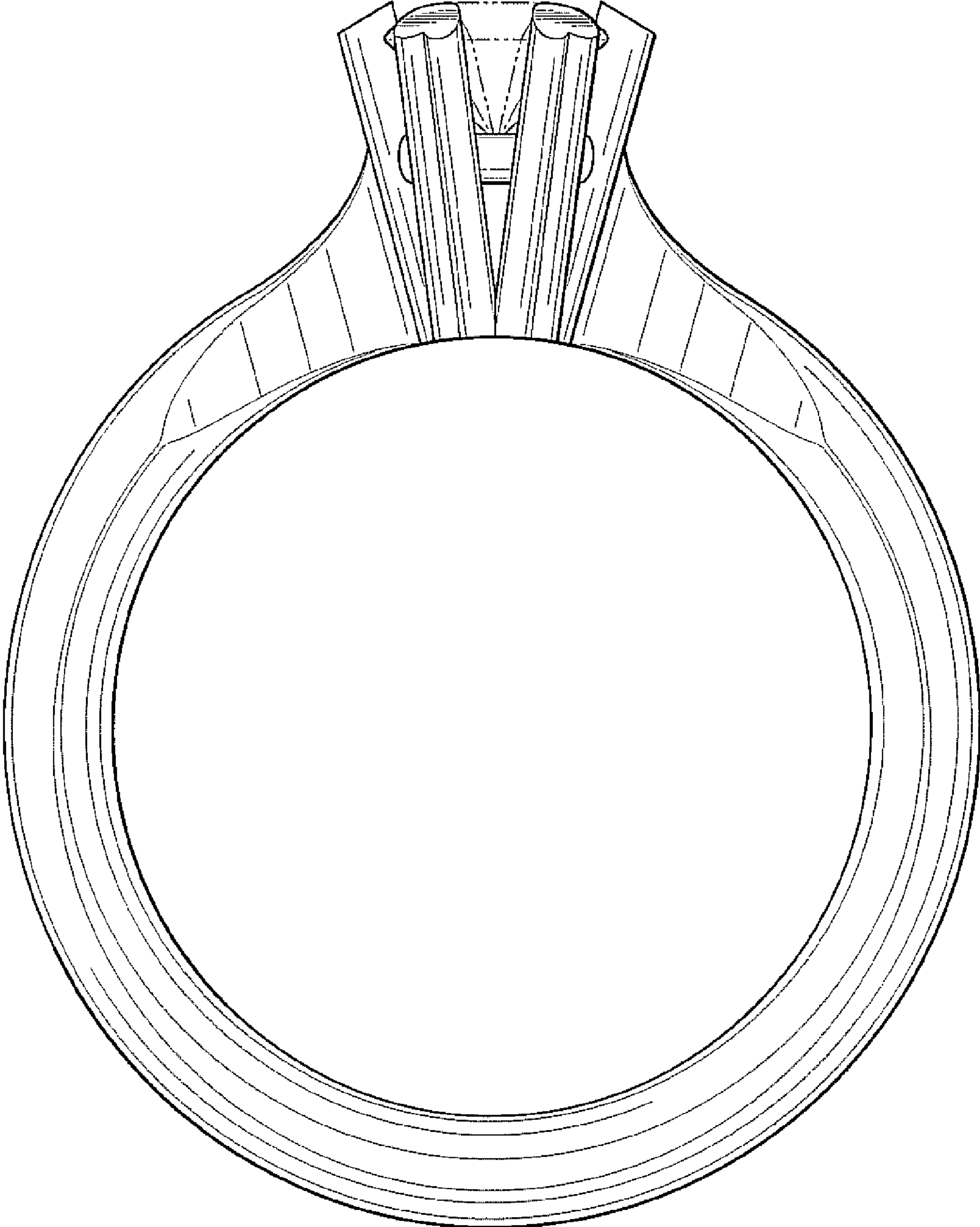


FIG - 2




FIG - 3

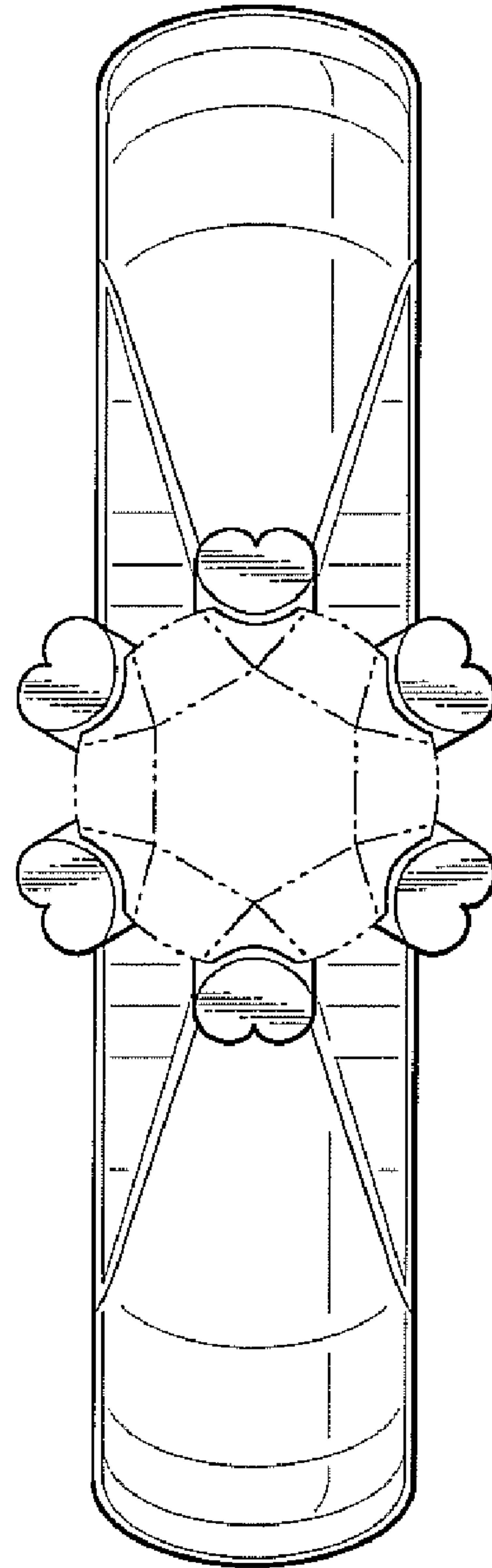


FIG - 4