

US00D573890S

(12) **United States Design Patent**
Mongeon et al.

(10) **Patent No.:** **US D573,890 S**
(45) **Date of Patent:** **** *Jul. 29, 2008**

(54) **CONTAINER WITH CAP**

(75) Inventors: **Murphy Greene Mongeon**, Cincinnati, OH (US); **David S. Nicosia**, New York, NY (US); **Ian Carnduff**, New York, NY (US); **Ian Swanson**, New York, NY (US); **Akina Kurihara**, Brooklyn, NY (US); **Scott Beckerman**, New York, NY (US)

(73) Assignee: **The Procter & Gamble Company**, Cincinnati, OH (US)

(*) Notice: This patent is subject to a terminal disclaimer.

(**) Term: **14 Years**

(21) Appl. No.: **29/291,433**

(22) Filed: **Aug. 29, 2007**

Related U.S. Application Data

(62) Division of application No. 29/245,276, filed on Dec. 21, 2005, now Pat. No. Des. 558,578.

(51) **LOC (8) Cl.** **09-01**

(52) **U.S. Cl.** **D9/529; D9/565**

(58) **Field of Classification Search** D9/682-694, D9/723-729, 516, 521, 529, 541-543, 549, D9/552, 565, 574-575, 446-450; 215/12.1-12.2, 215/13.1, 382-384, 396, 398
See application file for complete search history.

(56) **References Cited**

U.S. PATENT DOCUMENTS

D187,820 S * 5/1960 Vuilleminot D9/552
D247,302 S * 2/1978 Federico et al. D9/549 X
D321,131 S * 10/1991 Wiseman et al. D9/552
D346,746 S * 5/1994 Desgrippes D9/552

D356,263 S * 3/1995 Matsumoto D9/552
D357,870 S * 5/1995 O'Neill et al. D9/565
D398,238 S * 9/1998 Bertolini et al. D9/521 X
D399,747 S * 10/1998 Bertolini et al. D9/565 X
D400,800 S * 11/1998 Bertolini et al. D9/565
D441,293 S * 5/2001 Togasawa D9/529
D448,301 S * 9/2001 Togasawa D9/521
D450,593 S * 11/2001 Jebb et al. D9/529
D509,142 S * 9/2005 Blasko et al. D9/521
D516,432 S * 3/2006 McCutchan et al. D9/521
D532,309 S * 11/2006 Stolle D9/529
D543,119 S * 5/2007 McConville et al. D9/729
D545,682 S * 7/2007 Mongeon et al. D9/529
D548,602 S * 8/2007 Escobosa et al. D9/529
D551,555 S * 9/2007 Escobosa et al. D9/529

* cited by examiner

Primary Examiner—Carol Rademaker

(74) *Attorney, Agent, or Firm*—Linda M. Sivik; Tara M. Rosnell

(57) **CLAIM**

The ornamental design for a container with cap, as shown and described.

DESCRIPTION

FIG. 1 is a top, front, and right side perspective view of a container with cap, embodying our new design;

FIG. 2 is a front elevational view thereof;

FIG. 3 is a back elevational view thereof;

FIG. 4 is a right side elevational view thereof;

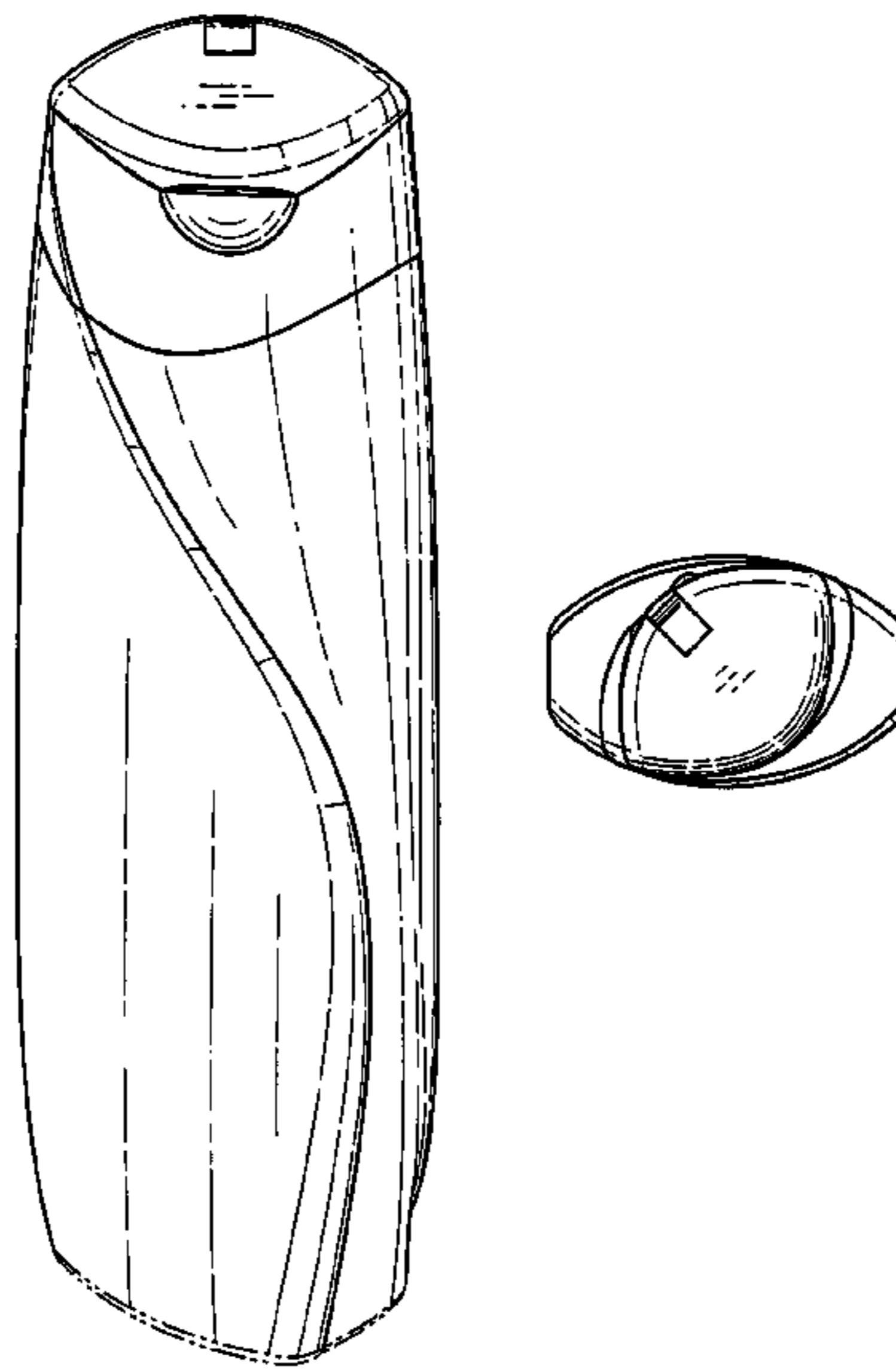
FIG. 5 is a left side elevational view thereof;

FIG. 6 is a top plan view thereof; and,

FIG. 7 is a bottom plan view thereof.

The broken lines shown in the drawings are for illustrative purposes only and form no part of the claimed design.

1 Claim, 4 Drawing Sheets



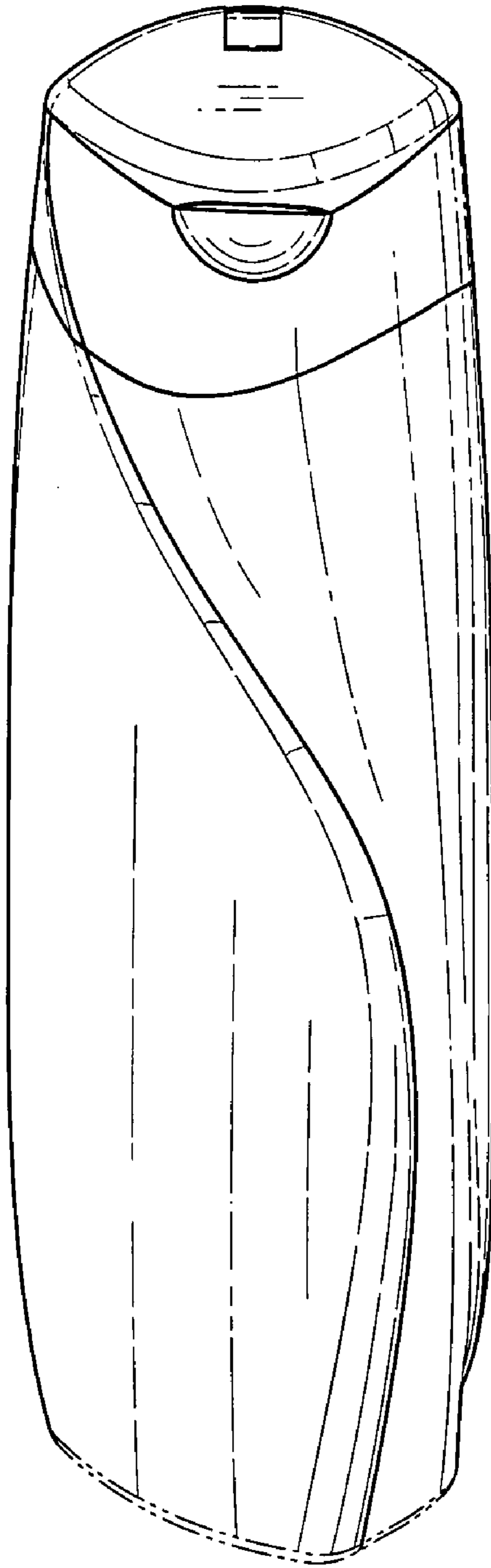


Fig. 1




Fig. 3

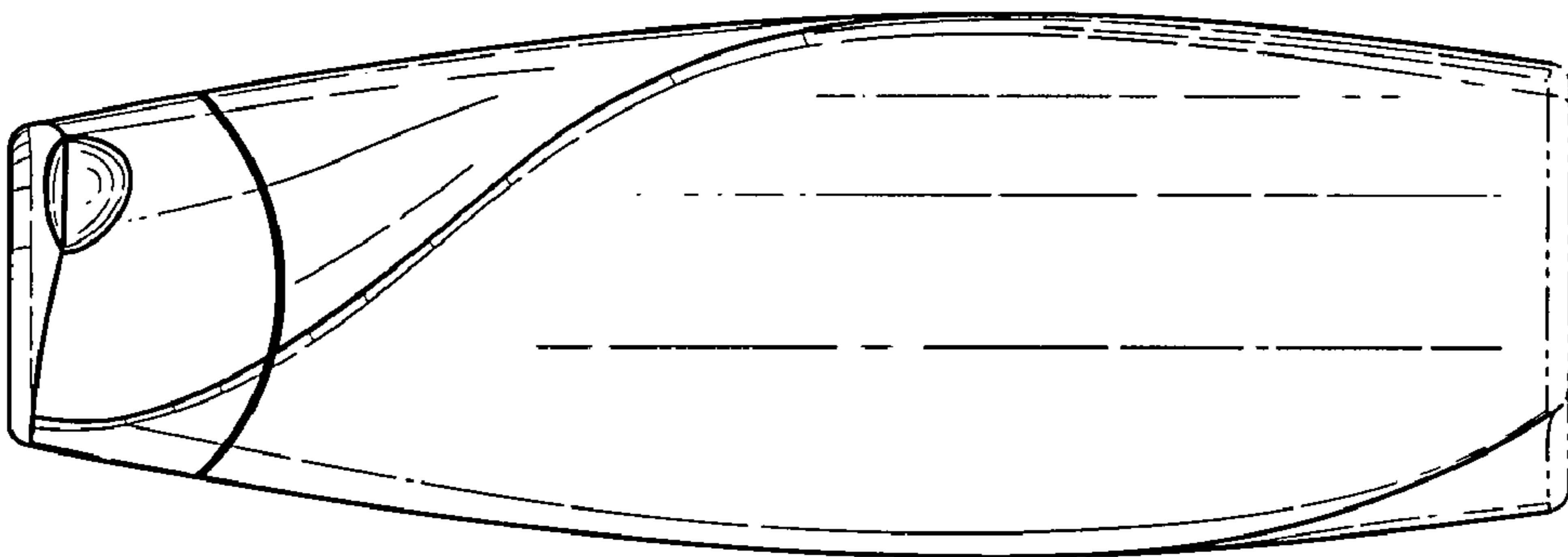


Fig. 2




Fig. 5

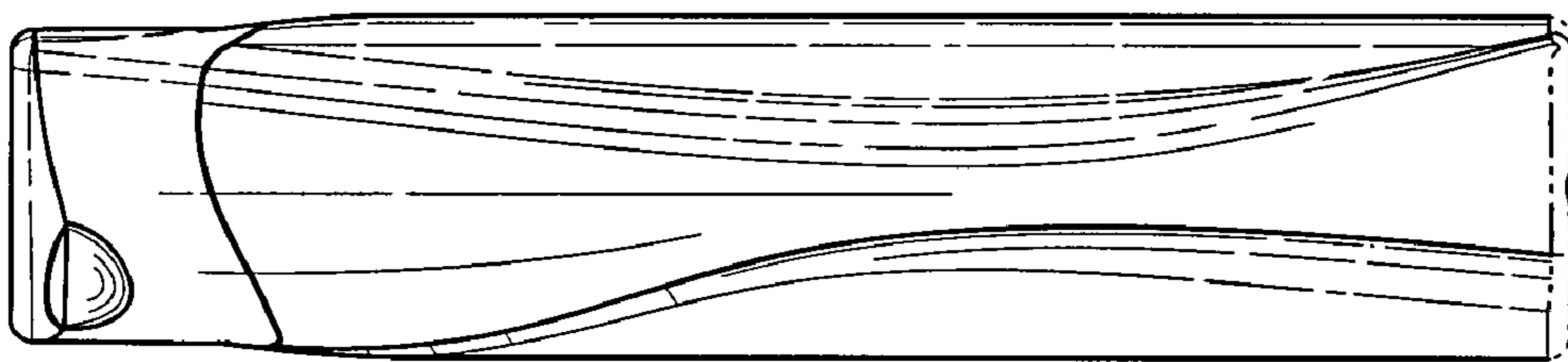


Fig. 4

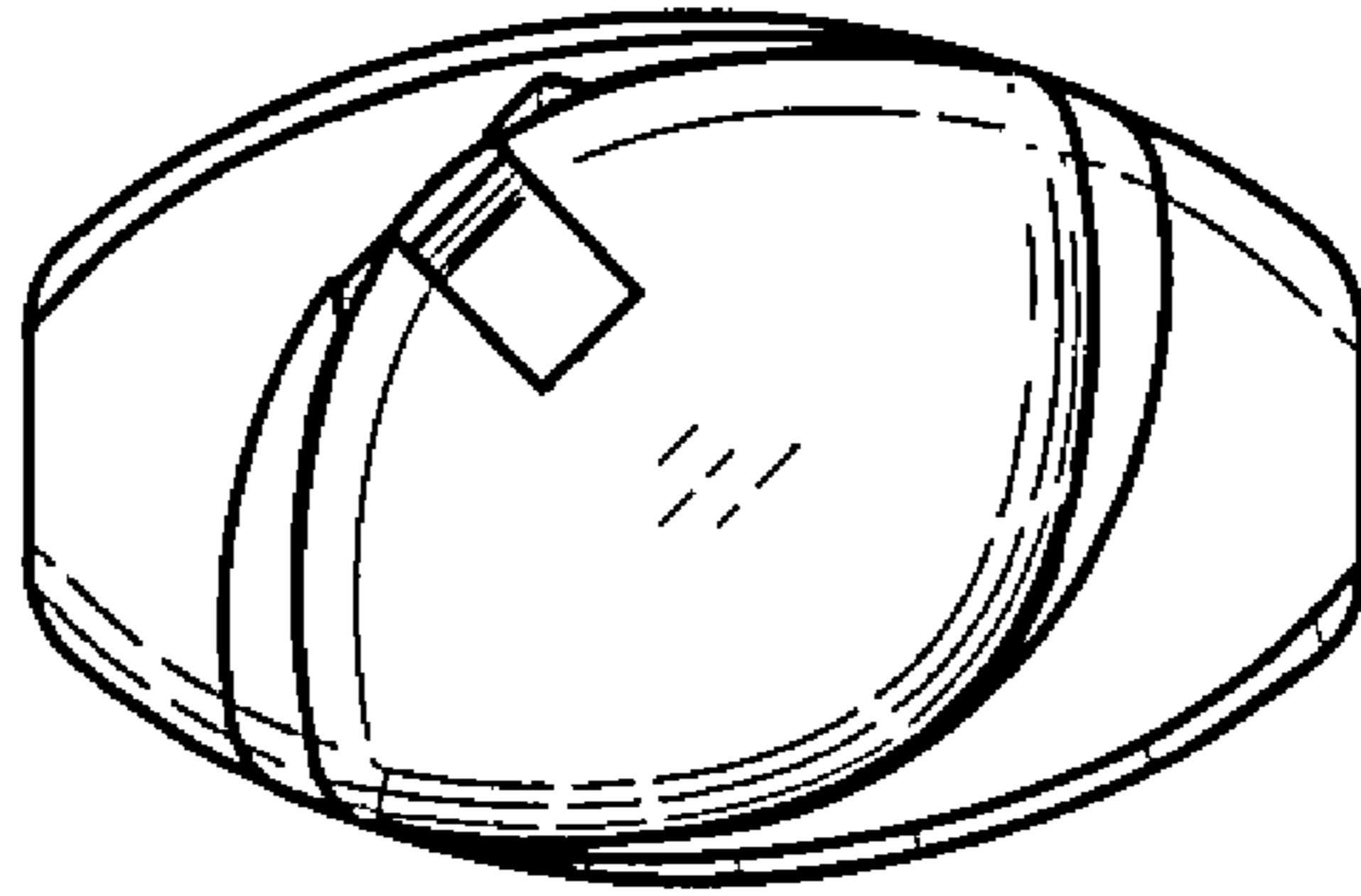


Fig. 6

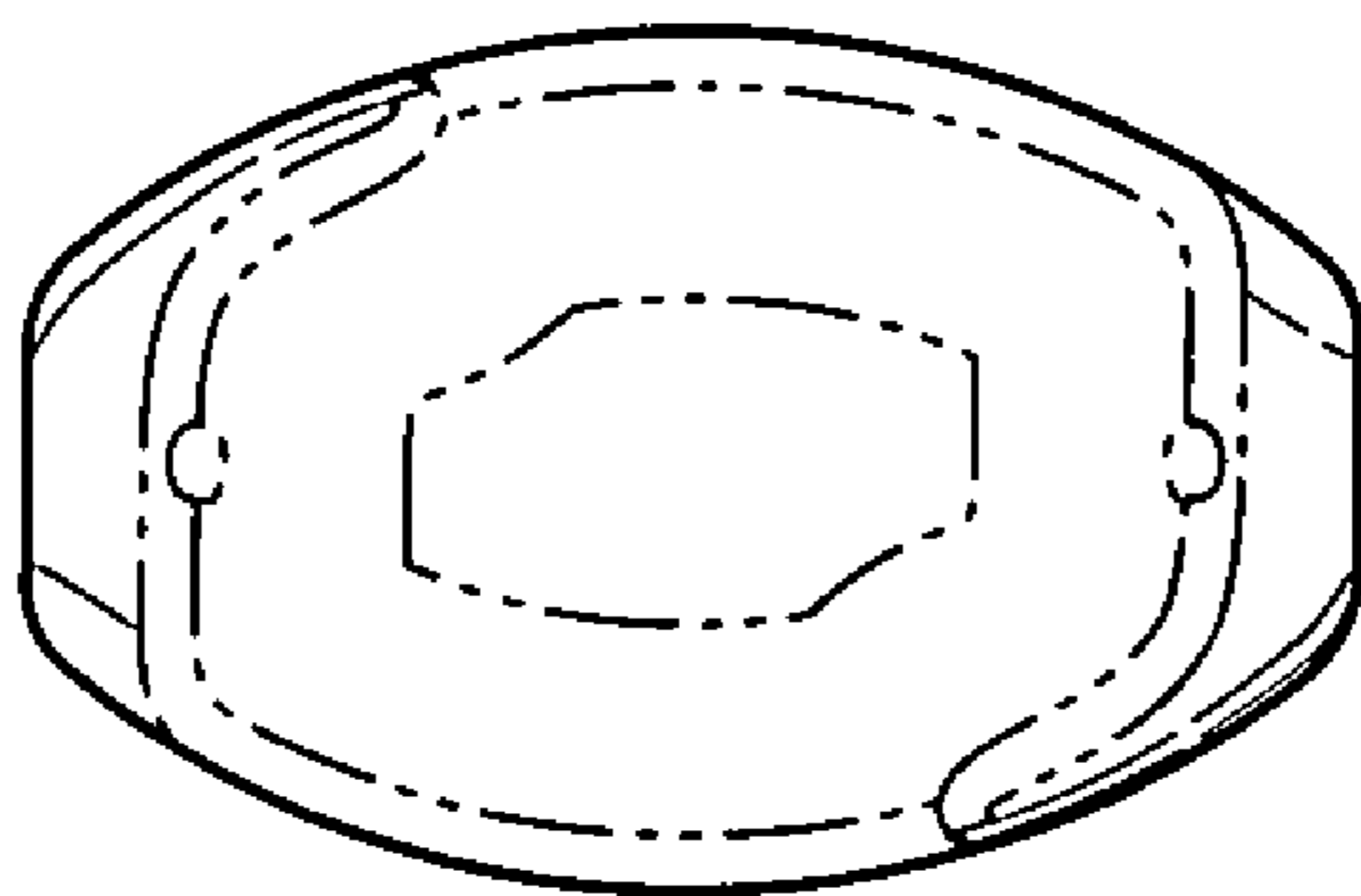


Fig. 7