



US00D573886S

(12) **United States Design Patent**
Liu et al.

(10) **Patent No.:** **US D573,886 S**
(45) **Date of Patent:** **** Jul. 29, 2008**

(54) **BOTTLE**
(75) Inventors: **James Liu**, Malibu, CA (US); **Barry Debake**, Malibu, CA (US); **Peter Wachtel**, Malibu, CA (US)
(73) Assignee: **JAKKS Pacific, Inc.**, Malibu, CA (US)
(**) Term: **14 Years**

D438,799 S	3/2001	Anderson	D9/449
D454,066 S	3/2002	Trabal	D9/443
D460,917 S	7/2002	Trabal	D9/551
D465,385 S *	11/2002	Miller	D7/523
D501,133 S *	1/2005	Schuller et al.	D9/689
D502,648 S *	3/2005	Osip et al.	D9/522
D504,614 S *	5/2005	Schuller et al.	D9/502
D546,184 S *	7/2007	Yelland	D9/502
D550,562 S *	9/2007	Yew	D9/538
D552,477 S *	10/2007	Hermel	D9/538

(21) Appl. No.: **29/232,361**

* cited by examiner

(22) Filed: **Jun. 17, 2005**

Primary Examiner—Stella M. Reid

Assistant Examiner—Elizabeth J Oswecki

(51) **LOC (8) Cl.** **09-01**

(74) *Attorney, Agent, or Firm*—Richard B. Klar, Esq.; Law Office of Richard B. Klar

(52) **U.S. Cl.** **D9/529; D9/522; D9/537; D9/539**

(58) **Field of Classification Search** D9/516, D9/522, 529, 530, 531, 534, 535, 536, 537, D9/538, 539, 540, 541, 542, 543, 548, 549, D9/552, 556, 557, 558, 565, 569, 570, 571, D9/574; 215/381–385

(57) **CLAIM**

The ornamental design for a bottle, as shown and described.

See application file for complete search history.

DESCRIPTION

FIG. 1 is a perspective view of a bottle showing our new design.

(56) **References Cited**

U.S. PATENT DOCUMENTS

D154,563 S	7/1949	Trabal	
D224,511 S	8/1972	Koenigsberg	
D333,268 S *	2/1993	Arlinghaus et al. D9/538
D398,519 S *	9/1998	Keene D9/643
D399,431 S	10/1998	de Baschmakoff	
D406,533 S	3/1999	Maus D9/558
D408,290 S	4/1999	Verdura et al.	
D422,916 S	4/2000	Herrmann D9/501
D428,339 S *	7/2000	Johnston et al. D9/503
D436,029 S	1/2001	Jones et al.	

FIG. 2 is a front elevational view thereof;

FIG. 3 is a rear elevational view thereof;

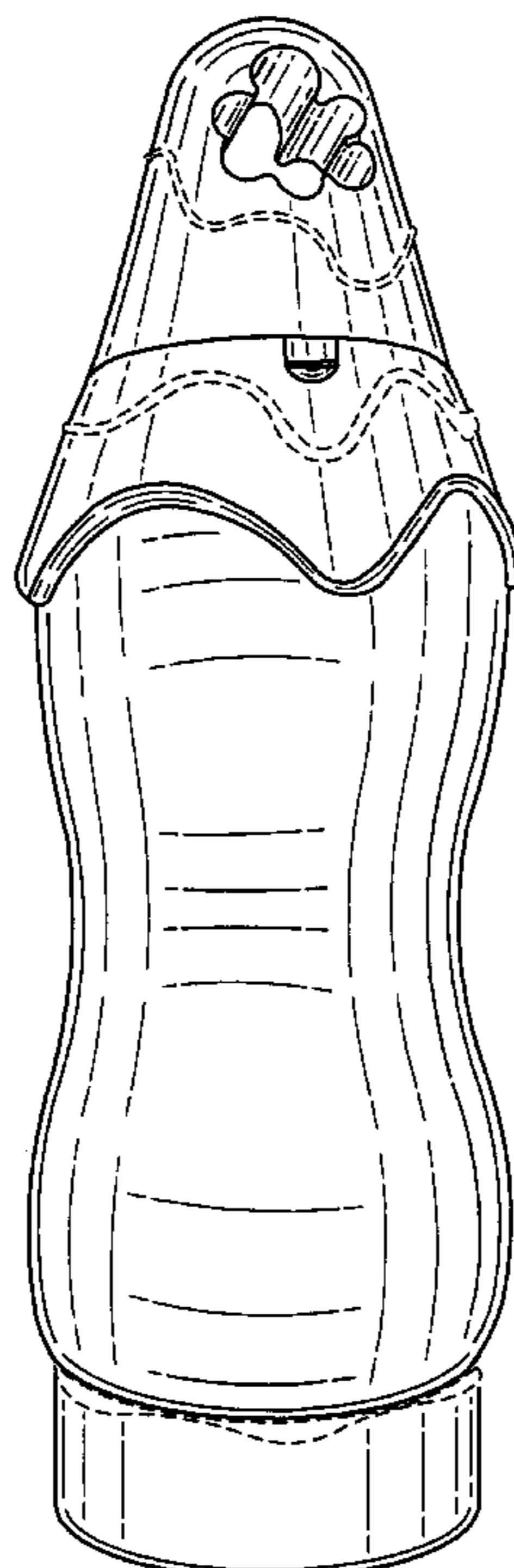
FIG. 4 is a side elevational view thereof;

FIG. 5 is a top-plan view thereof; and,

FIG. 6 is a bottom view plan thereof.

The broken lines shown in FIGS. 1–6 are included for the purpose of illustrating only and form no part of the claimed design.

1 Claim, 3 Drawing Sheets



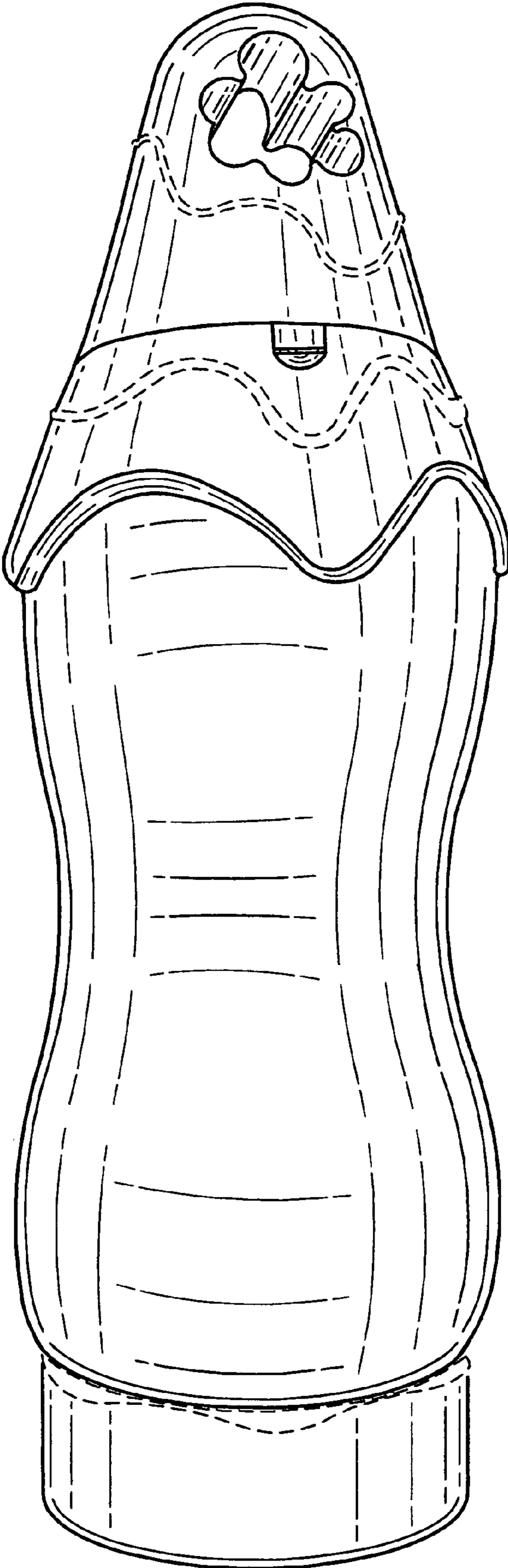


FIG. 1

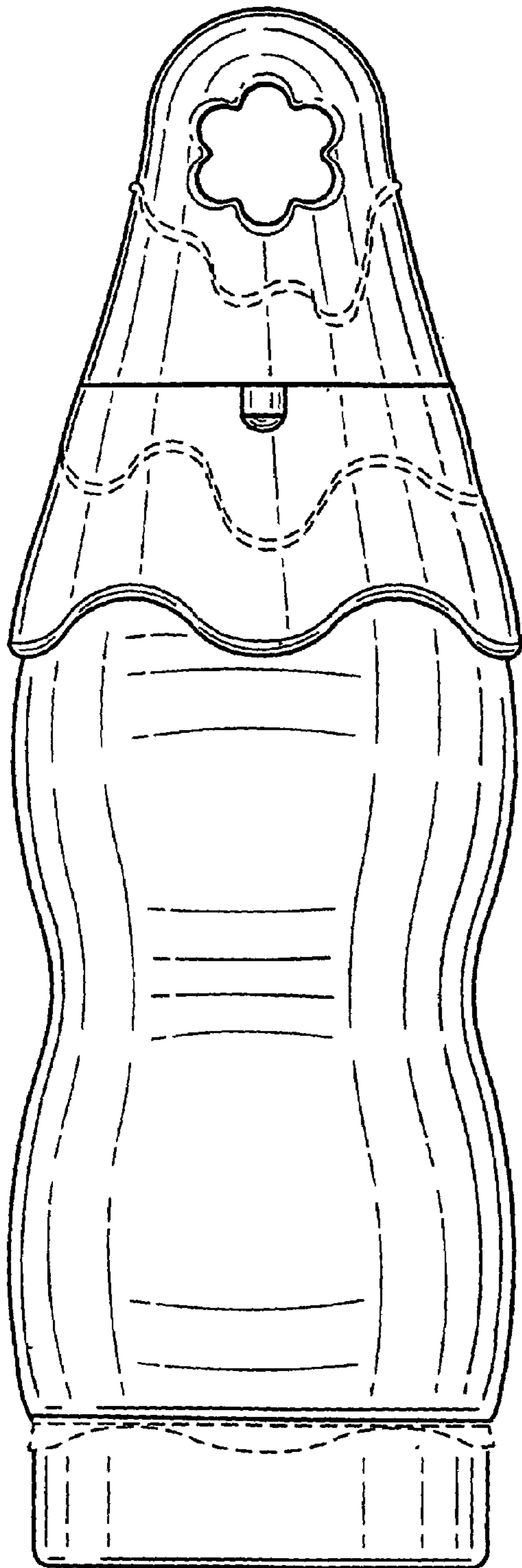


FIG. 2

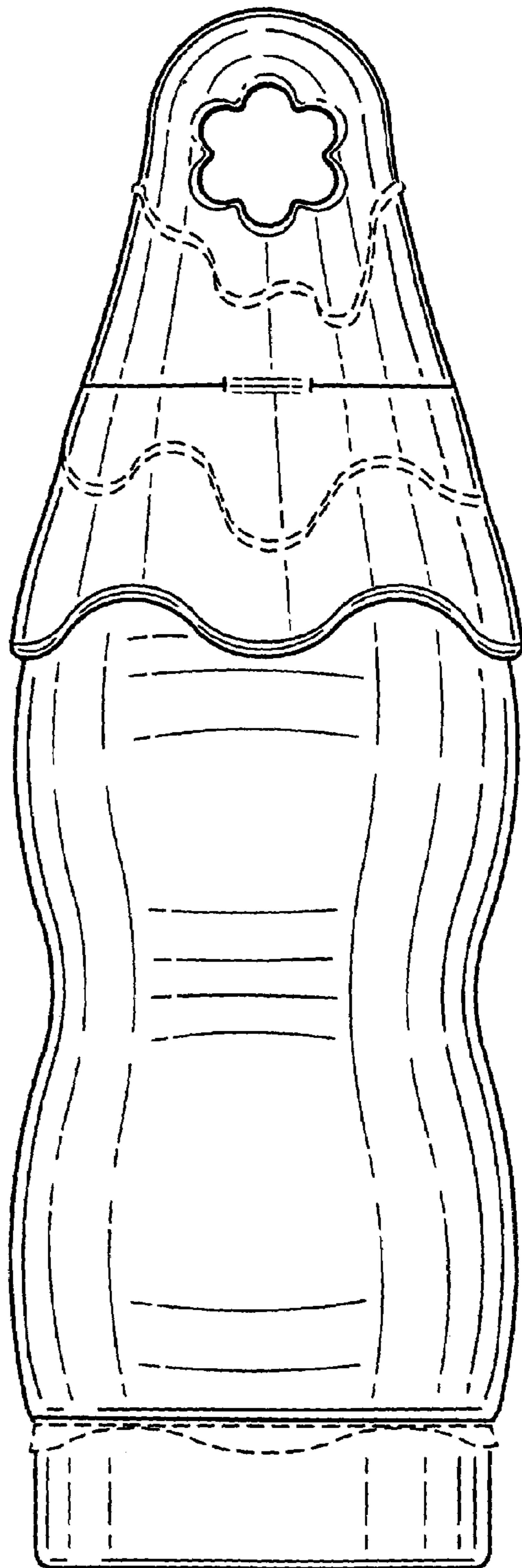


FIG. 3

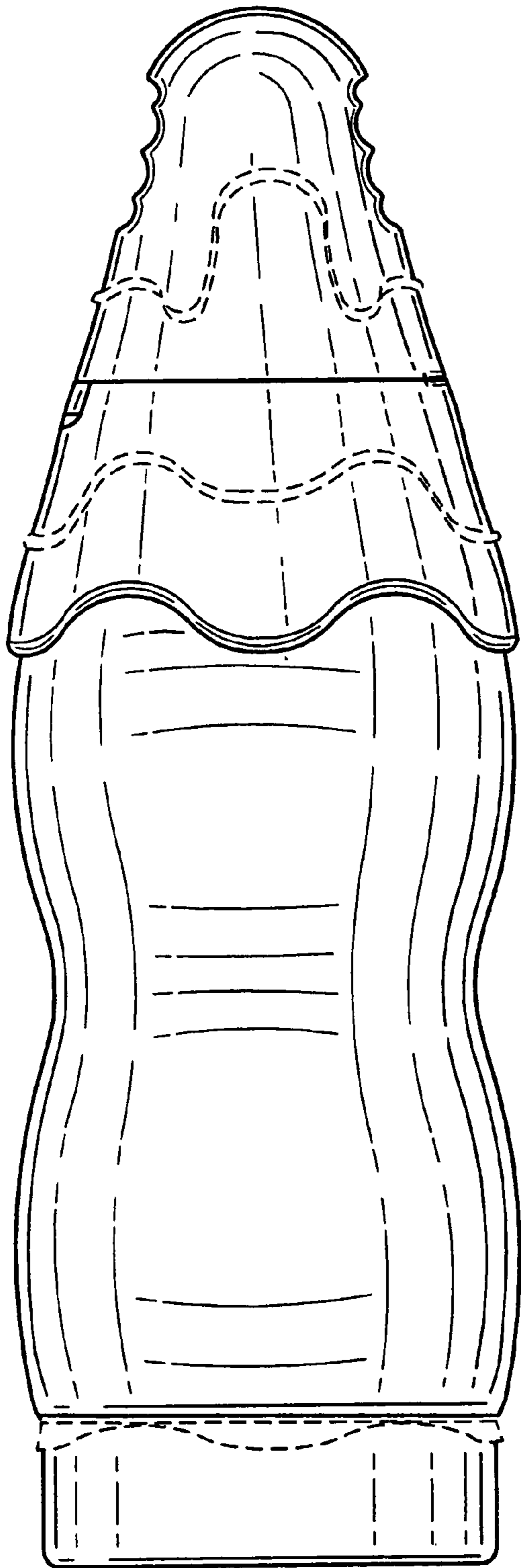


FIG. 4




FIG. 5




FIG. 6