



US00D573883S

(12) **United States Design Patent**
Zboch et al.

(10) **Patent No.:** **US D573,883 S**
(45) **Date of Patent:** **** Jul. 29, 2008**

(54) **BOTTLE**

(75) Inventors: **Gerald Zboch**, Barrington, IL (US);
Angie C. Noll, York, PA (US); **Richard K. Ogg**, Littlestown, PA (US)

(73) Assignee: **Tropicana Products, Inc.**, Bradenton, FL (US)

(**) Term: **14 Years**

(21) Appl. No.: **29/299,225**

(22) Filed: **Dec. 20, 2007**

Related U.S. Application Data

(62) Division of application No. 29/241,027, filed on Oct. 21, 2005, now Pat. No. Des. 562,146.

(51) **LOC (8) Cl.** **09-01**

(52) **U.S. Cl.** **D9/516; D9/565**

(58) **Field of Classification Search** D9/516,
D9/530, 541, 543, 552, 556, 562, 565, 569,
D9/575; 215/382-384, 396, 398
See application file for complete search history.

(56) **References Cited**

U.S. PATENT DOCUMENTS

D19,798 S * 4/1890 Wardle D9/552 X
D144,500 S * 4/1946 Frederics D9/565 X
D155,868 S * 11/1949 Braun D9/565 X
D158,367 S * 5/1950 Fantel D9/552 X
D183,294 S * 7/1958 Guedes D9/552
D250,574 S * 12/1978 Boyle D9/552 X
D286,021 S * 10/1986 O'Reilly D9/565 X

D319,183 S * 8/1991 Halm D9/552
D319,581 S * 9/1991 Halm D9/552 X
5,370,250 A * 12/1994 Gilbert 215/383 X
D376,035 S * 11/1996 Boucheron D9/552 X
D385,798 S * 11/1997 Tanaka D9/565 X
5,908,127 A * 6/1999 Weick et al. 215/382 X
D415,964 S * 11/1999 Manderfield et al. D9/530 X
D420,588 S * 2/2000 Fitelson et al. D9/543 X
D430,493 S * 9/2000 Weick D9/552 X
D447,422 S * 9/2001 Peek D9/552
D450,590 S * 11/2001 Van Dyk et al. D9/552 X
7,097,061 B2 * 8/2006 Simpson et al. 215/384 X
D548,595 S * 8/2007 Marasligiller et al. D9/516 X

* cited by examiner

Primary Examiner—Carol Rademaker

(74) *Attorney, Agent, or Firm*—Banner & Witcoff, Ltd.

(57) **CLAIM**

The ornamental design for a bottle, as shown and described.

DESCRIPTION

FIG. 1 is a front perspective view of a bottle showing the new design;

FIG. 2 is a front view thereof;

FIG. 3 is a right view thereof;

FIG. 4 is a top view thereof; and,

FIG. 5 is a bottom view thereof.

The dashed lines shown in the drawings are for illustrative purposes only and form no part of the claimed design. The dot-dash-dot lines shown in the drawings define the boundary of the claim and form no part of the claimed design.

1 Claim, 5 Drawing Sheets

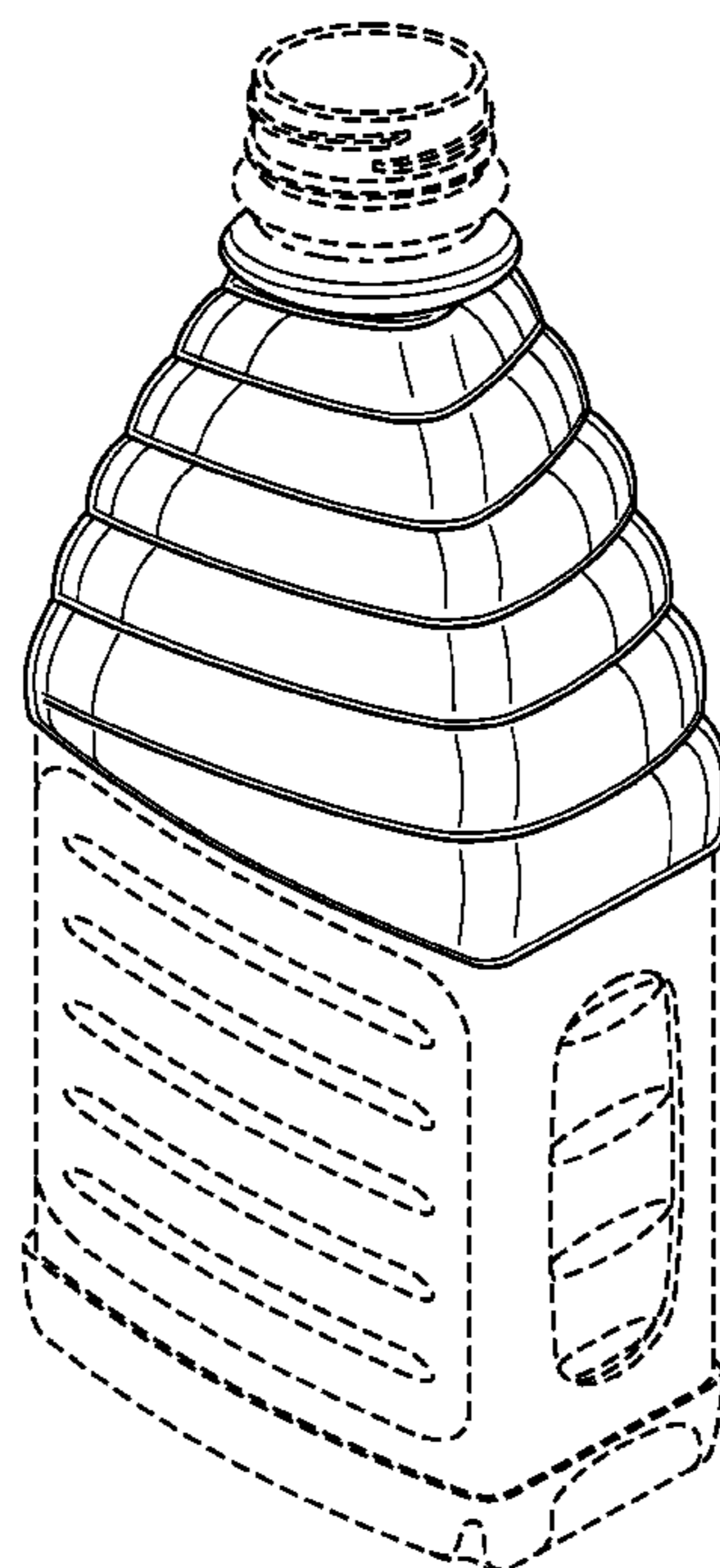


Fig. 1

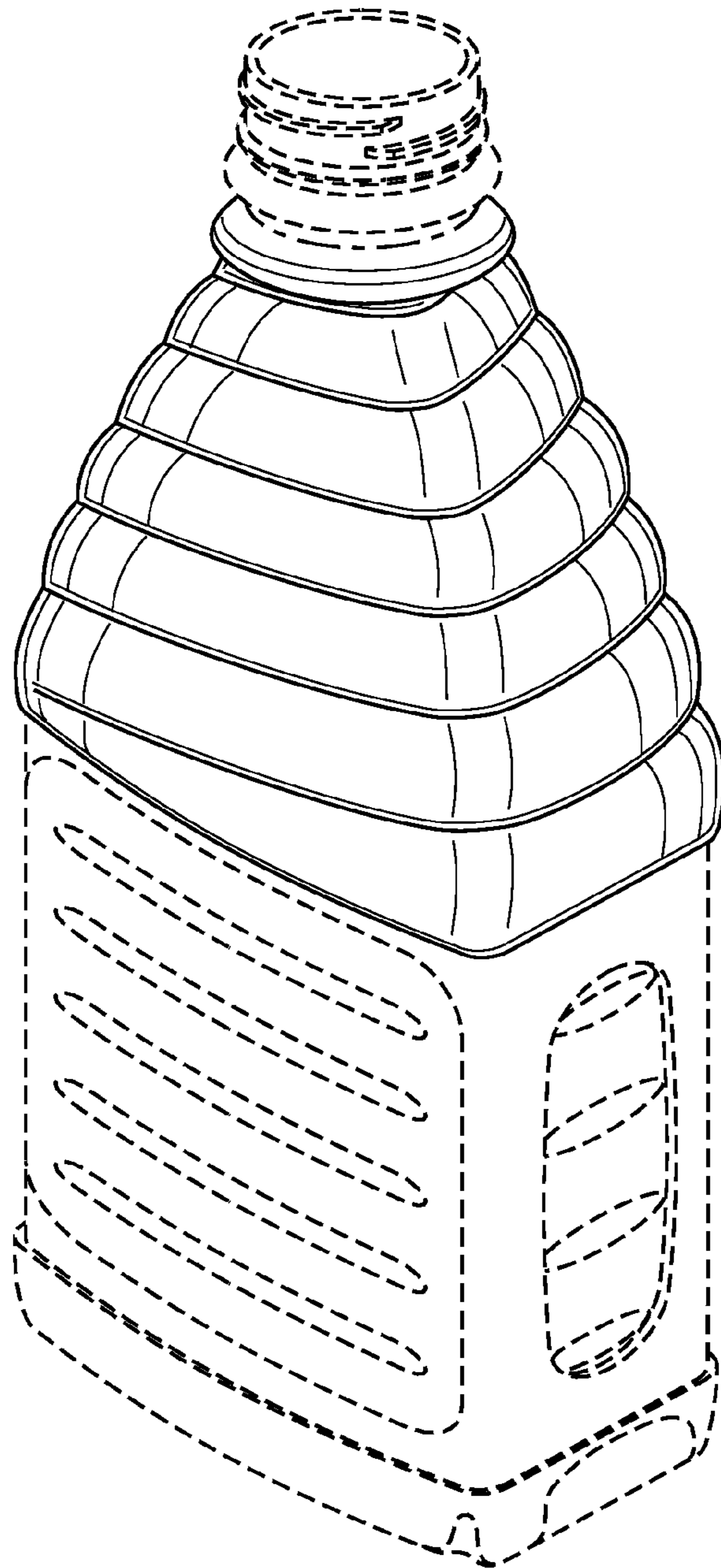


Fig. 2




Fig. 3

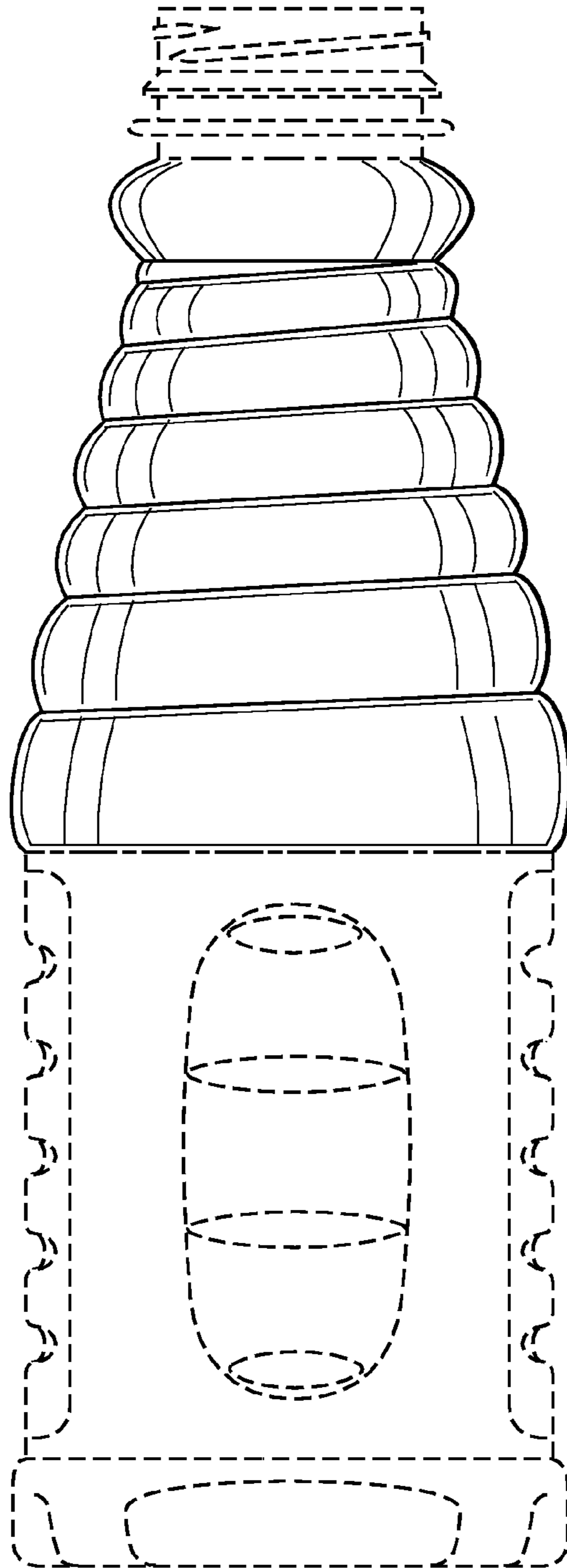


Fig. 4

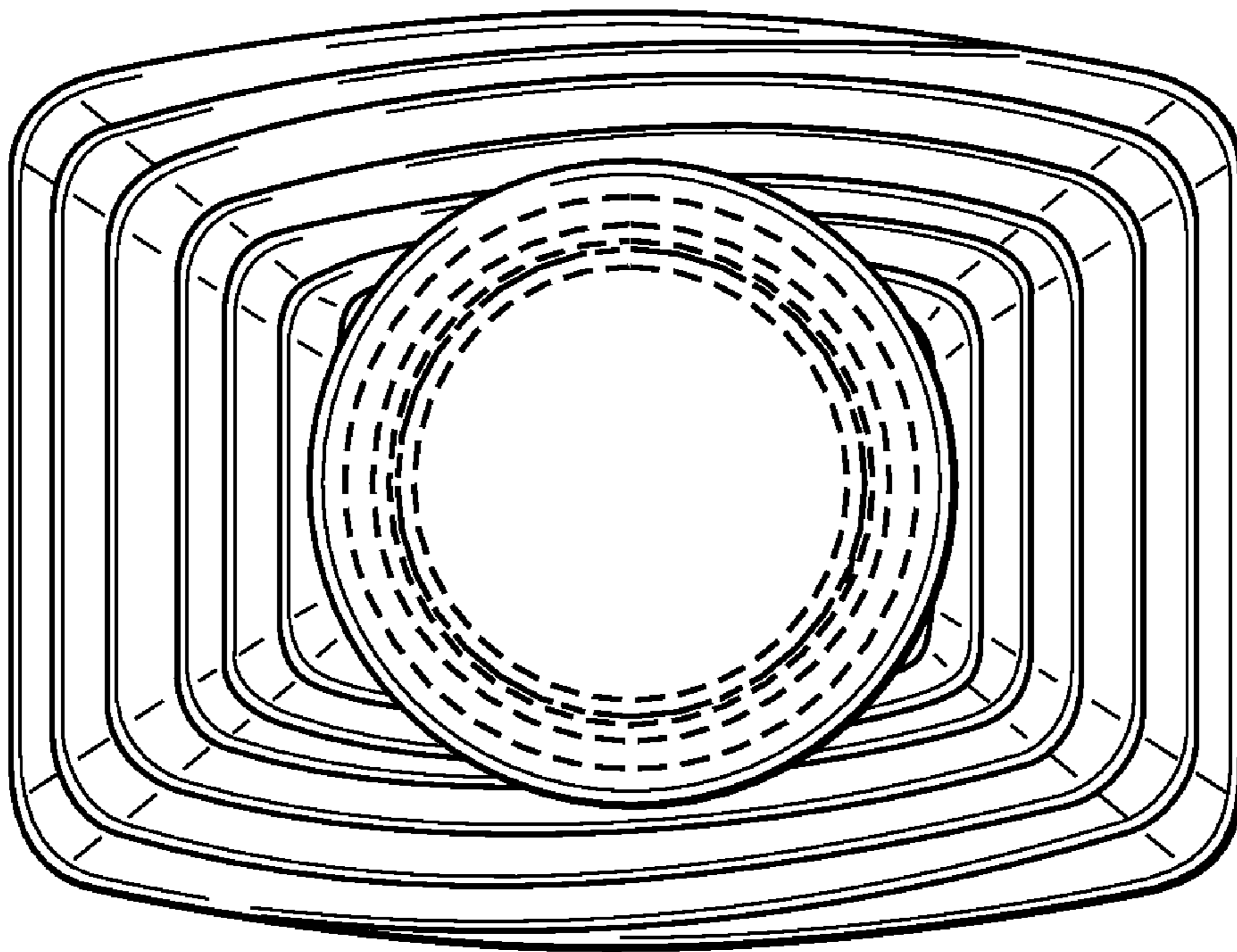


Fig. 5

