



US00D573882S

(12) **United States Design Patent**
Toh

(10) **Patent No.:** **US D573,882 S**
(45) **Date of Patent:** **** Jul. 29, 2008**

(54) **SIDE PORTION OF A CONTAINER**

(75) Inventor: **Kiat-Cheong Toh**, Forest Hills, NY (US)

(73) Assignee: **Colgate-Palmolive Company**, New York, NY (US)

(**) Term: **14 Years**

(21) Appl. No.: **29/276,193**

(22) Filed: **Jan. 18, 2007**

(51) **LOC (8) Cl.** **09-01**

(52) **U.S. Cl.** **D9/516; D9/530; D9/572**

(58) **Field of Classification Search** D9/530,
D9/516, 522, 540, 543, 537, 538, 541, 542,
D9/521, 529, 572, 573, 574, 575, 557, 570,
D9/563, 564; 215/381-385; 222/210, 212,
222/213

See application file for complete search history.

(56) **References Cited**

U.S. PATENT DOCUMENTS

- D195,368 S * 6/1963 Koenigsbury D9/542
- D202,824 S 11/1965 Gould
- D211,933 S 8/1968 Horne
- D218,221 S 8/1970 Coghill et al.
- D218,398 S 8/1970 Coghill et al.
- D223,335 S 4/1972 Donoghue
- D234,911 S 4/1975 Stevens, Jr. et al.
- D247,473 S 3/1978 Goettner
- D253,166 S 10/1979 Pardo
- D259,022 S 4/1981 Weckman
- D281,861 S 12/1985 Jones et al.
- D383,394 S * 9/1997 Davis D9/539
- D384,285 S 9/1997 D'Amico et al.
- D394,812 S * 6/1998 Crawford D9/543
- D409,092 S * 5/1999 Beasley D9/542

- D422,506 S * 4/2000 Cummings D9/542
- D427,913 S 7/2000 Davies
- D445,692 S 7/2001 Meeker et al.
- D448,999 S * 10/2001 Weber D9/542
- D457,069 S * 5/2002 Palaia D9/542
- D457,439 S 5/2002 Meeker et al.
- D459,659 S 7/2002 Chung
- D462,618 S 9/2002 Meeker et al.
- D511,299 S 11/2005 Angeletta
- D519,383 S * 4/2006 Stolle D9/565
- D552,995 S * 10/2007 Toh D9/516
- D553,502 S * 10/2007 Toh D9/530
- D553,503 S * 10/2007 Toh D9/530
- D556,056 S * 11/2007 Thomas et al. D9/529

* cited by examiner

Primary Examiner—Stella M. Reid

Assistant Examiner—Elizabeth J Oswecki

(74) *Attorney, Agent, or Firm*—Michael J. Wallace, Jr.

(57) **CLAIM**

The ornamental design for a side portion of a container, as shown and described.

DESCRIPTION

FIG. 1 is a perspective view of a side portion of a container showing my new design.

FIG. 2 is a front elevation view thereof.

FIG. 3 is a rear elevation view thereof.


FIG. 4 is a left side elevation view thereof.

FIG. 5 is a top plan view thereof; and,

FIG. 6 is a bottom plan view thereof.

The broken line showing of a side portion of the container and of the bottom of the container is for illustrative purposes only and forms no part of the claimed design.

1 Claim, 5 Drawing Sheets



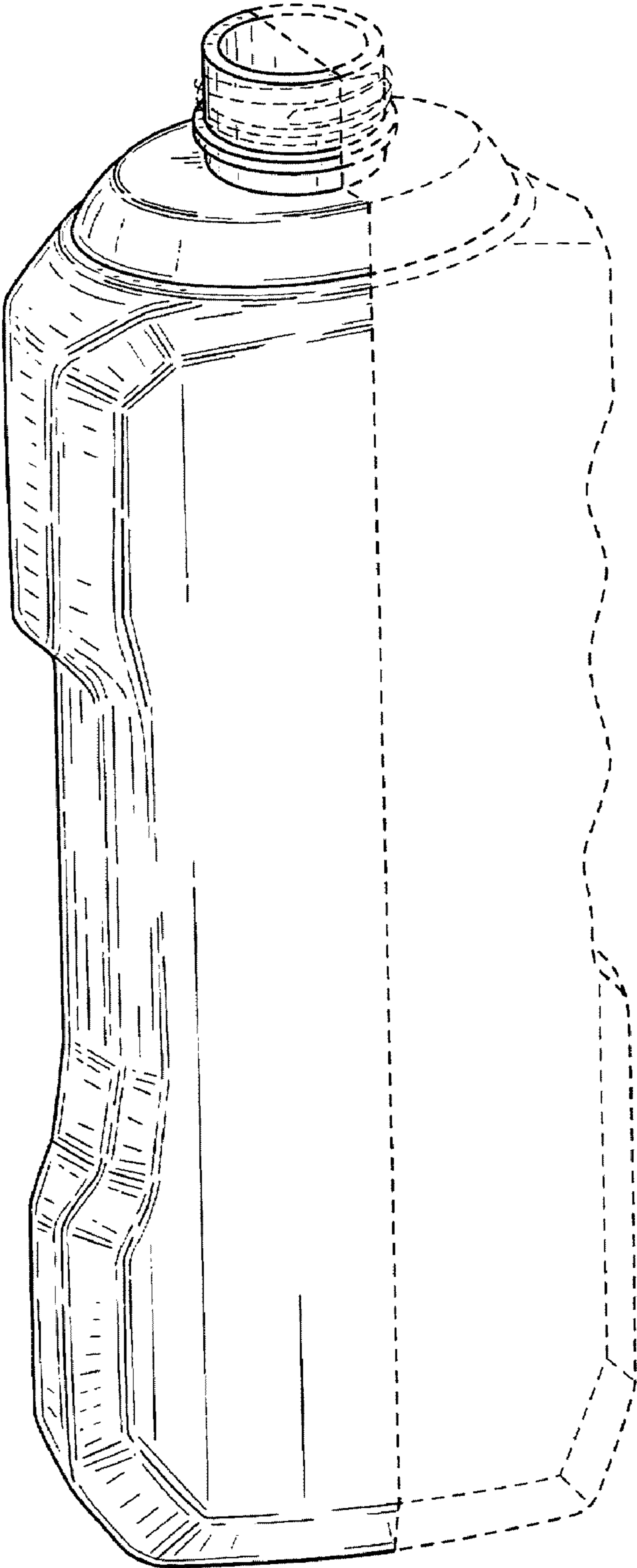


FIG. 1

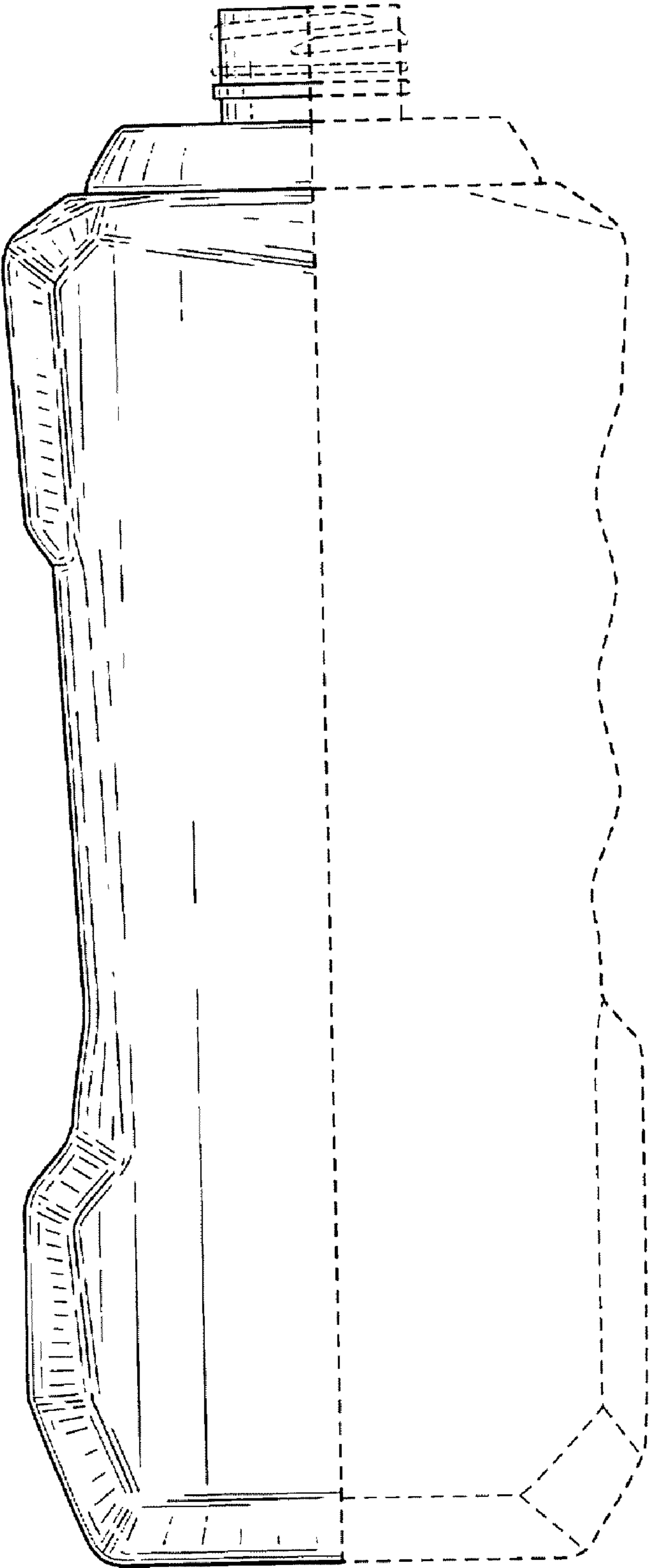


FIG. 2

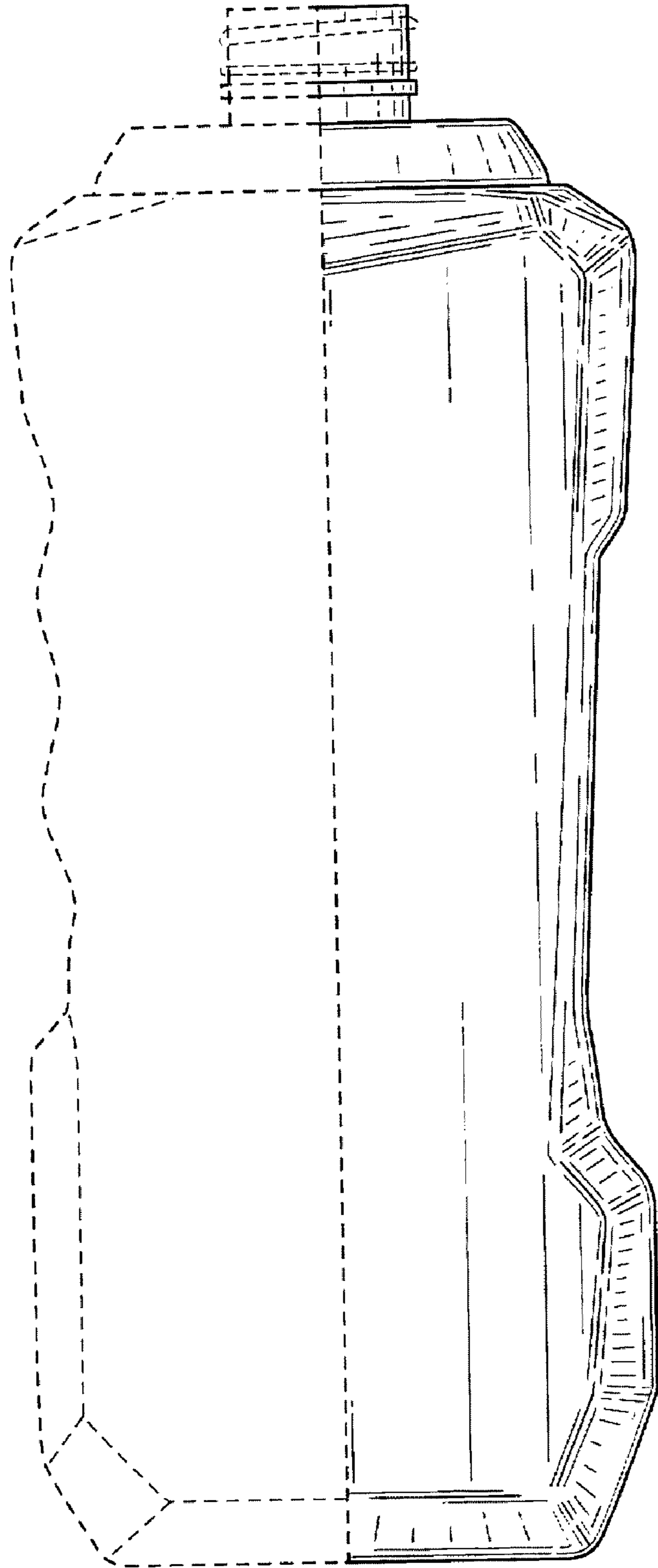


FIG. 3

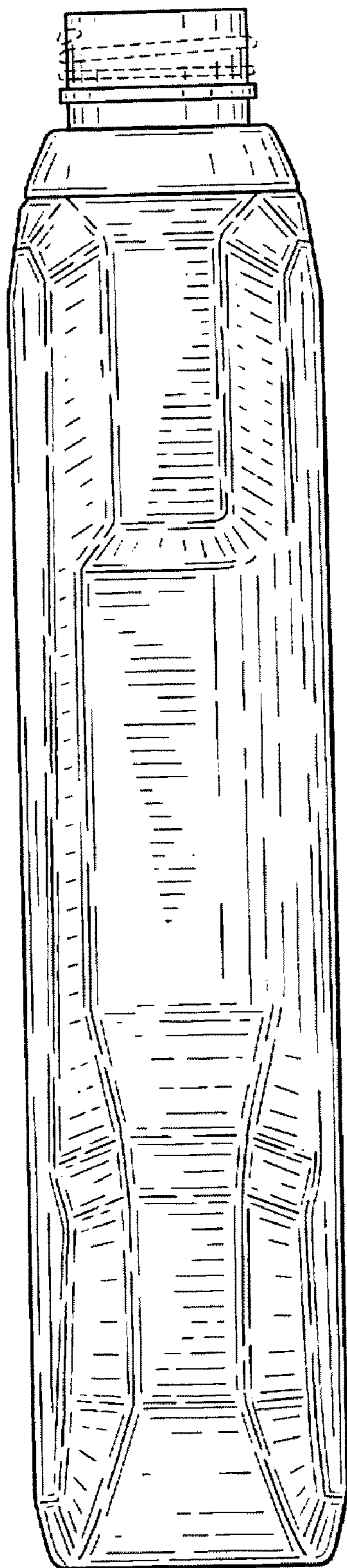


FIG. 4

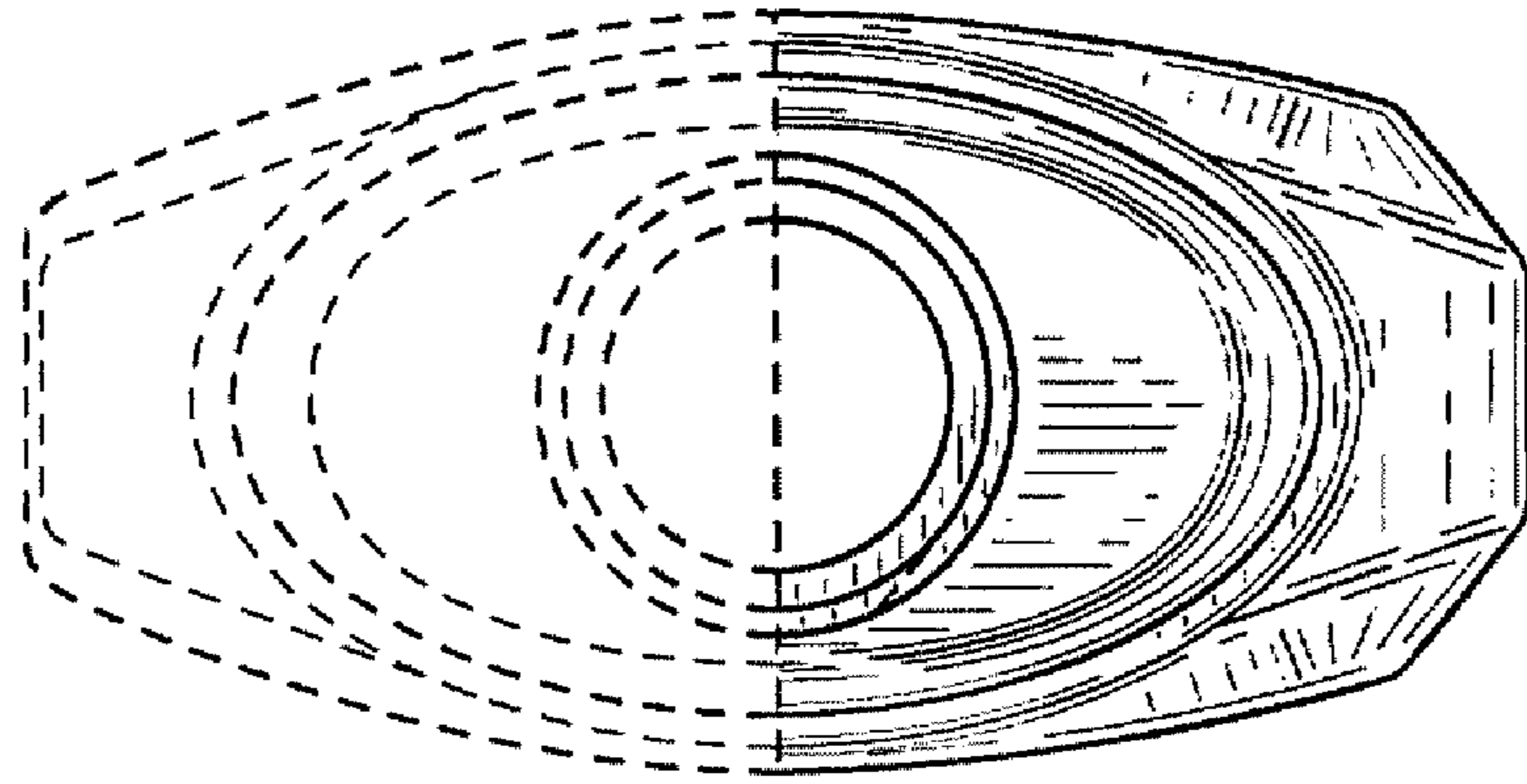


FIG. 5

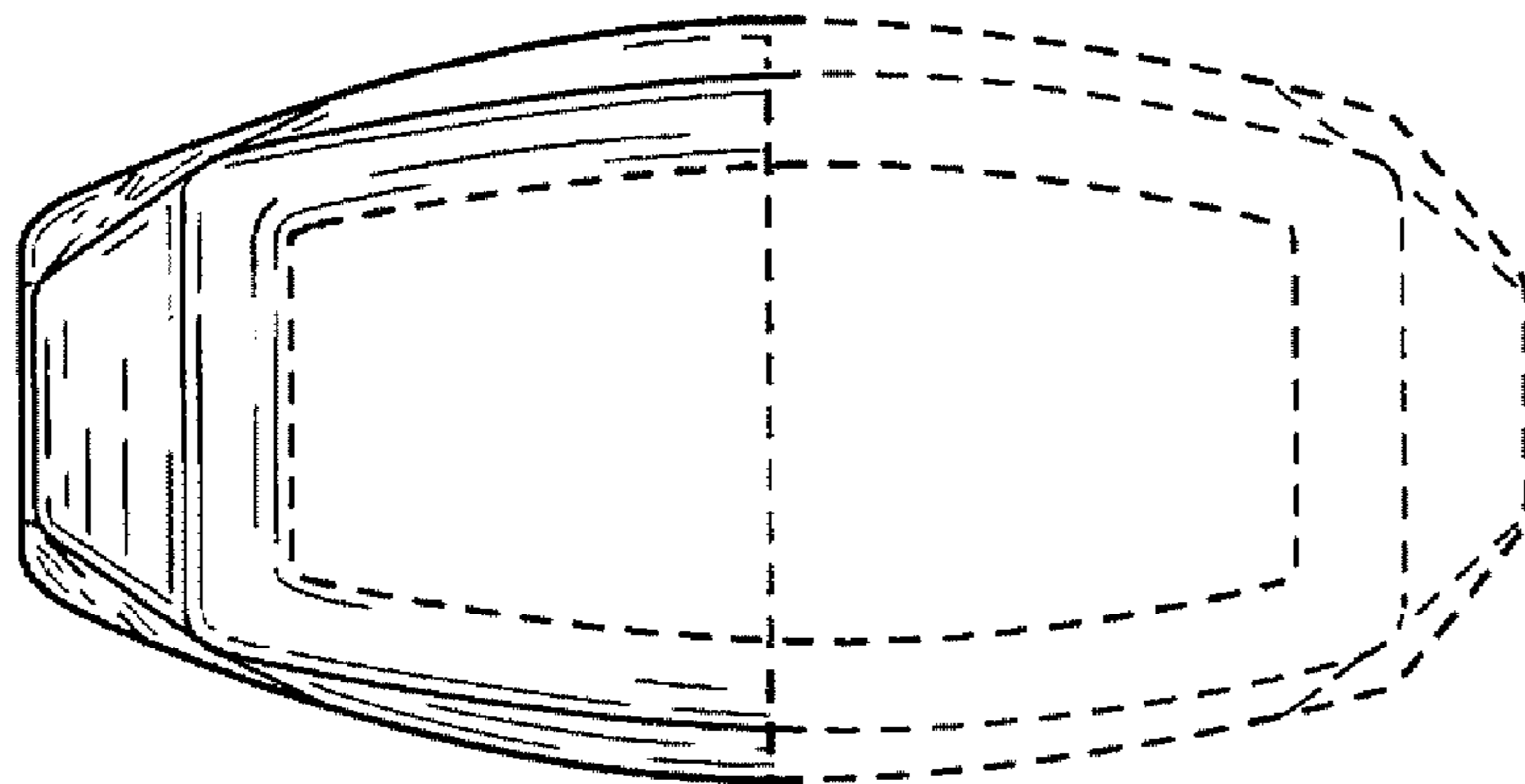


FIG. 6