



US00D573878S

(12) **United States Design Patent**
Rathbone et al.

(10) **Patent No.:** **US D573,878 S**
(45) **Date of Patent:** **** Jul. 29, 2008**

(54) **PRODUCT DISPENSER**

(75) Inventors: **Jonathan E. Rathbone**, Wolverhampton (GB); **Matthew R. J. Jackson**, Chicago, IL (US); **Ujjaini Mitra-Shah**, Chicago, IL (US); **Thomas C. Stoneberg**, Buffalo Grove, IL (US)

(73) Assignee: **Wm. Wrigley Jr. Company**, Chicago, IL (US)

(**) Term: **14 Years**

(21) Appl. No.: **29/247,179**

(22) Filed: **Jun. 5, 2006**

(51) **LOC (8) Cl.** **09-03**

(52) **U.S. Cl.** **D9/420**

(58) **Field of Classification Search** D9/420-423, D9/426, 432; D3/257; D7/629; D28/76, D28/77; D34/11; 222/556; 229/225-234, 229/125.09; 206/37, 540, 564, 566; 220/254.3, 220/259.1, 713, 819

See application file for complete search history.

(56) **References Cited**

U.S. PATENT DOCUMENTS

2,522,952	A	9/1950	Krohn	
3,872,996	A	3/1975	Dogliotti	
4,538,731	A	9/1985	Cillario	
4,919,313	A *	4/1990	O'Brien	222/541.1
D344,889	S *	3/1994	Kozlowski et al.	D3/203.2
5,549,214	A *	8/1996	Harris	220/819
D397,247	S *	8/1998	Gardner et al.	D3/203.2
D407,881	S *	4/1999	Delmerico	D34/11
6,390,358	B1 *	5/2002	Stewart et al.	229/125.09
6,471,083	B1 *	10/2002	Helms	220/259.1

D466,012	S	11/2002	Baker	
D470,765	S	2/2003	Baker	
6,561,391	B1	5/2003	Baker	
D485,754	S	1/2004	Fielder et al.	
D494,466	S *	8/2004	Devine	D9/417
D500,641	S	1/2005	Wolf et al.	
6,910,623	B2 *	6/2005	Stewart et al.	229/125.19
D509,732	S	9/2005	Staples	
6,976,577	B2	12/2005	Devine	
D528,374	S *	9/2006	Heiberg et al.	D7/629
D534,067	S *	12/2006	Tanner	D9/420
D540,162	S *	4/2007	Chin et al.	D9/417
2003/0102338	A1 *	6/2003	Martin	222/556

* cited by examiner

Primary Examiner—Selina Sikder

Assistant Examiner—Thomas J Johannes

(74) *Attorney, Agent, or Firm*—Rebecca A. Aumann

(57) **CLAIM**

The ornamental design for a product dispenser, as shown and described.

DESCRIPTION

FIG. 1 is a perspective view of a product dispenser, showing our new design.

FIG. 2 is a perspective view thereof with the lid in an opened condition.

FIG. 3 is a left side view thereof.

FIG. 4 is a right side view thereof.

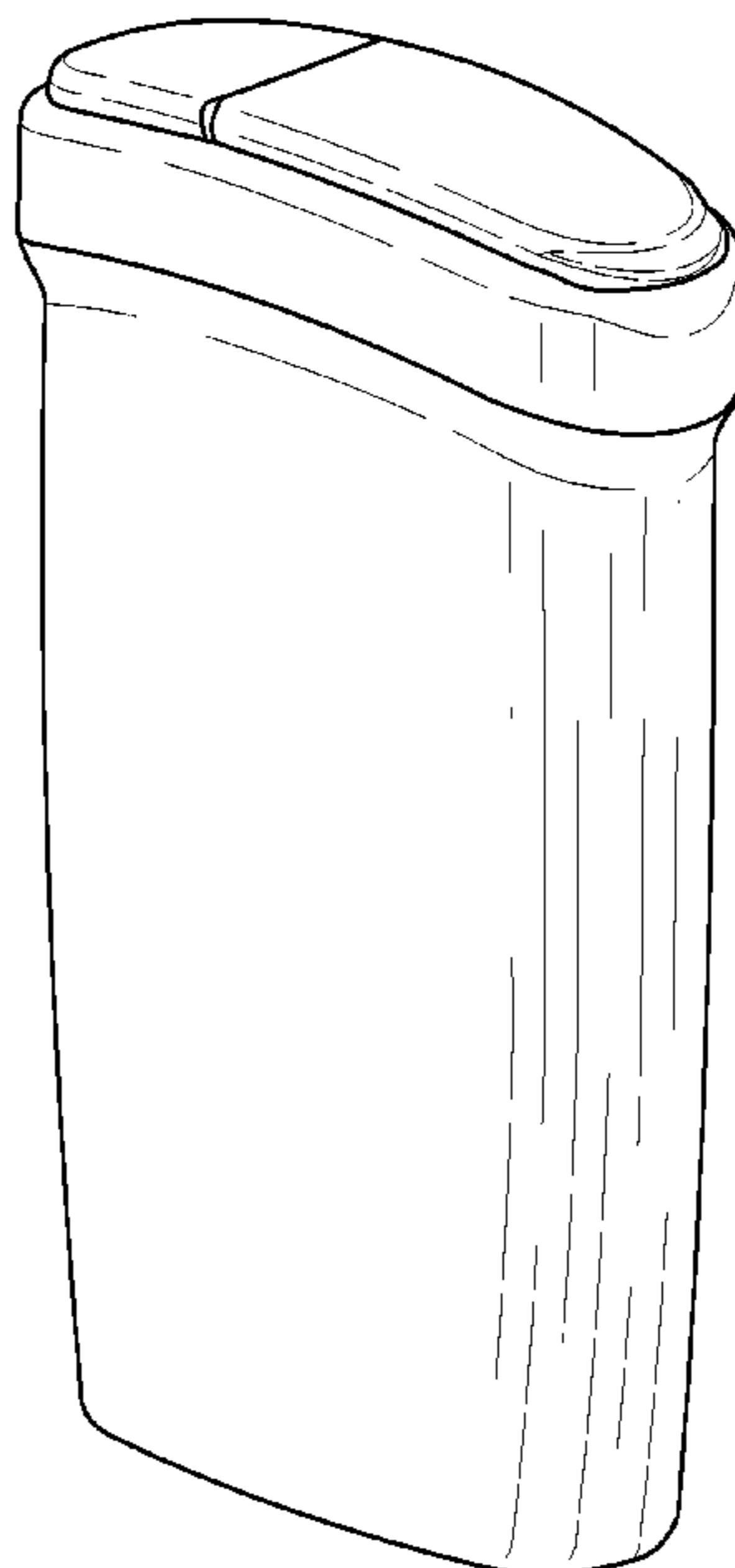
FIG. 5 is a front side view thereof.

FIG. 6 is a rear view thereof.

FIG. 7 is a top view thereof; and,

FIG. 8 is a bottom view thereof.

1 Claim, 4 Drawing Sheets



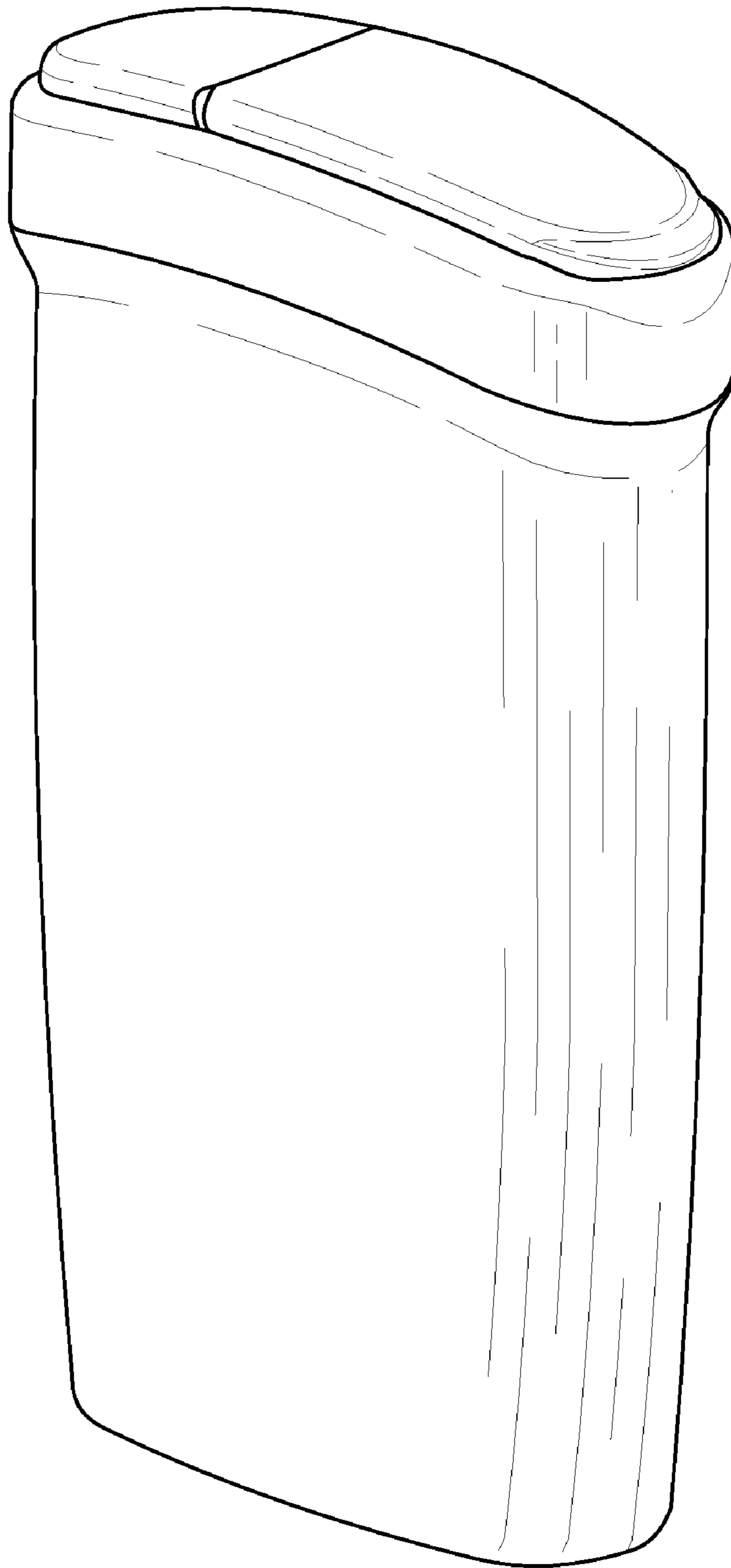


FIG. 1




FIG. 2




FIG. 3




FIG. 4

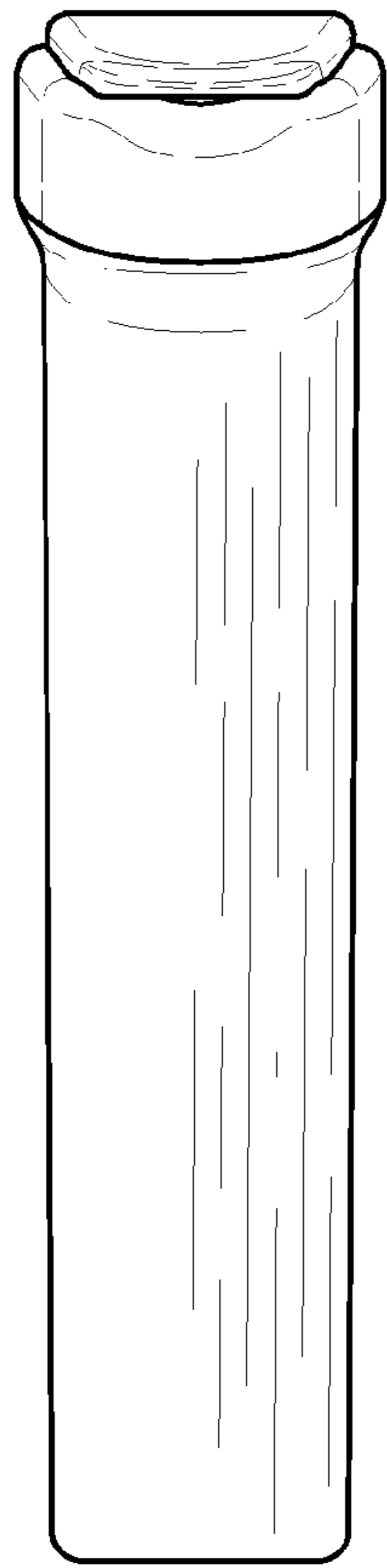


FIG. 5

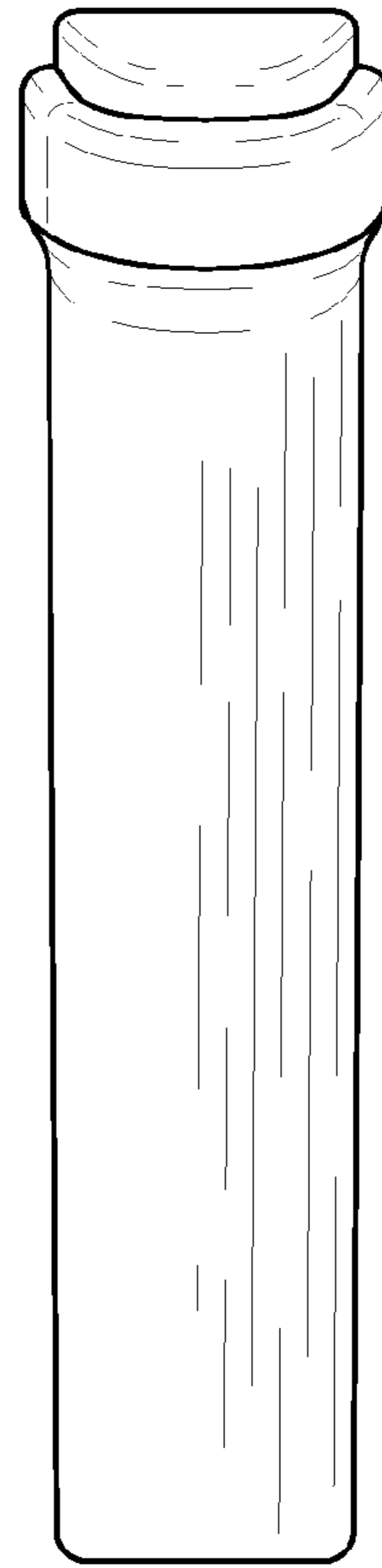


FIG. 6

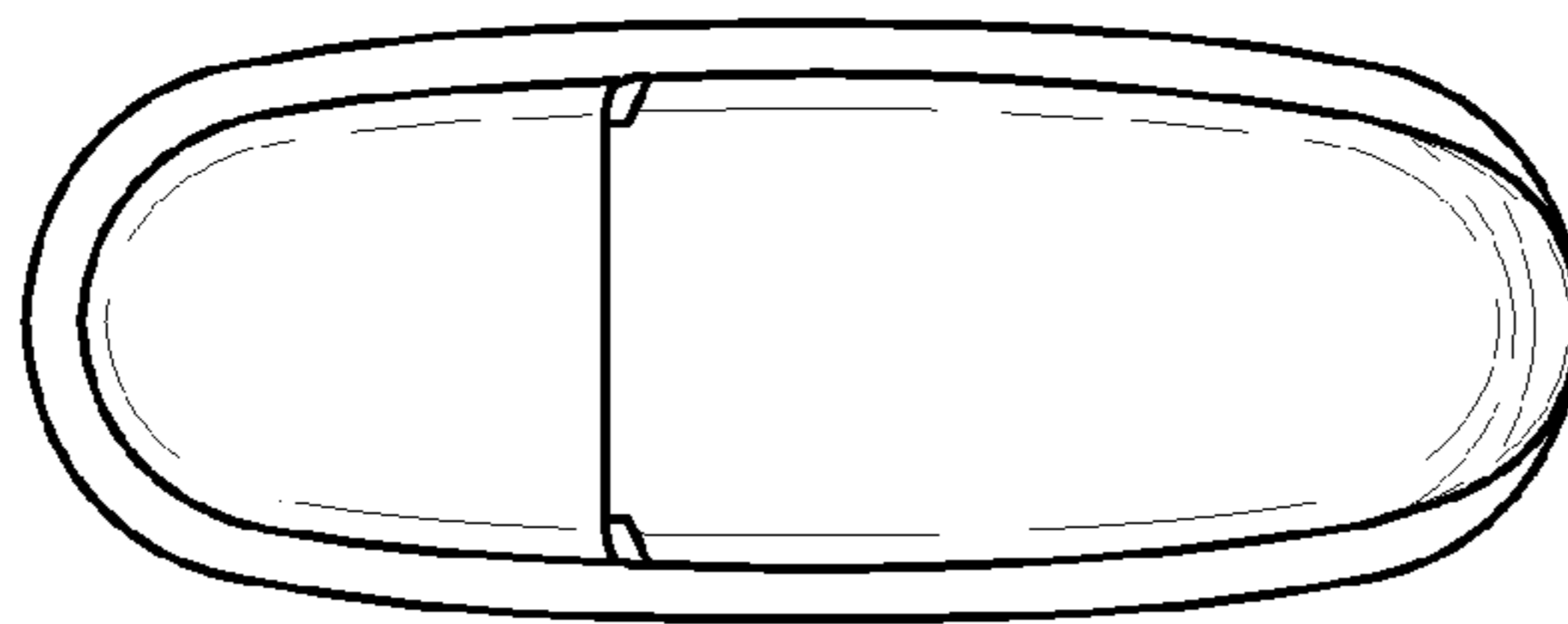


FIG. 7

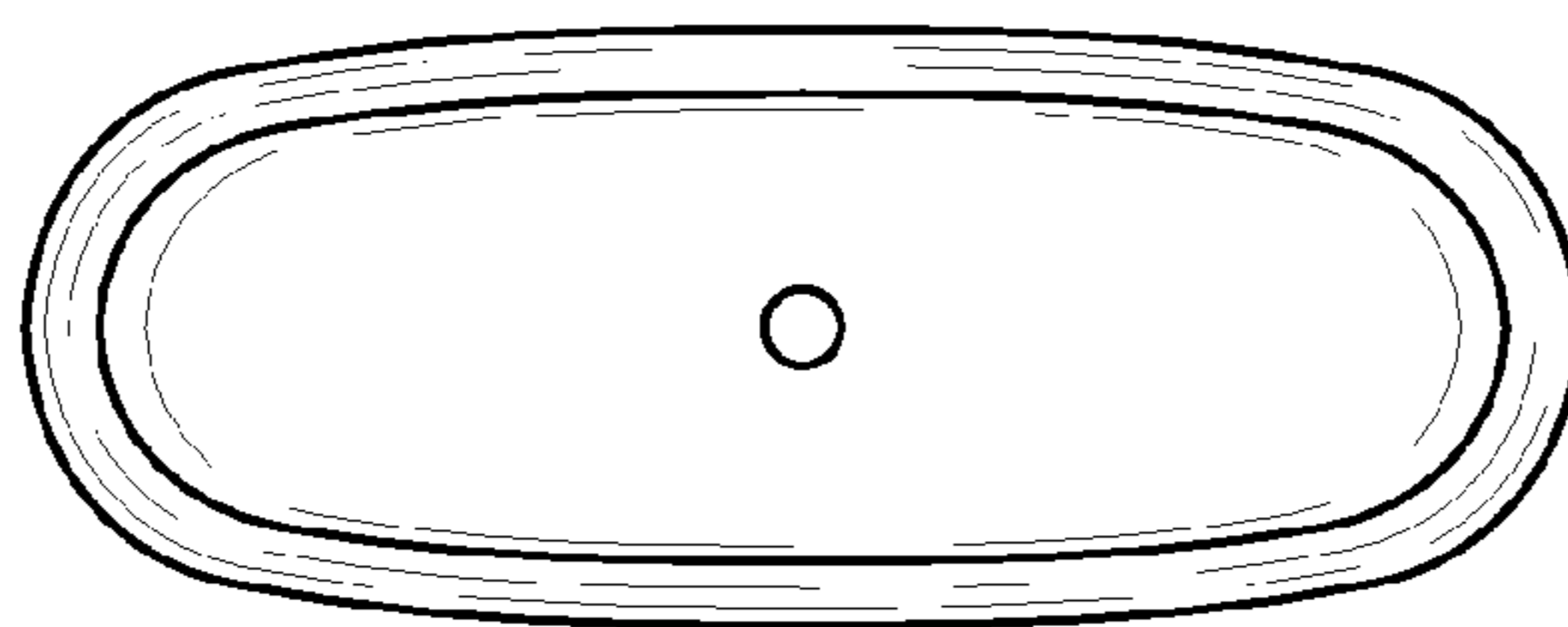


FIG. 8