



US00D573877S

(12) **United States Design Patent**
Vautour

(10) **Patent No.:** **US D573,877 S**

(45) **Date of Patent:** **** Jul. 29, 2008**

(54) **EYE BOLT**

(76) Inventor: **Michel Vautour**, 115 Biddington Avenue, Lakeville West Co., New Brunswick (CA) E1H 1C4

(**) Term: **14 Years**

(21) Appl. No.: **29/287,503**

(22) Filed: **Aug. 15, 2007**

(51) **LOC (8) Cl.** **08-08**

(52) **U.S. Cl.** **D8/387**

(58) **Field of Classification Search** D8/381,
D8/367; 405/259.1, 302.1, 302.2, 302.3,
405/400; 411/400, 29; 81/124.2, 176.15
See application file for complete search history.

(56) **References Cited**

U.S. PATENT DOCUMENTS

D31,861 S *	11/1899	Copeland	D13/132
2,867,874 A *	1/1959	Larson	24/115 K
D198,281 S	5/1964	Mills		
3,421,726 A *	1/1969	Getter	410/110
4,828,443 A *	5/1989	Simmons	411/400
D341,127 S	11/1993	Sachs		
5,439,338 A *	8/1995	Rosenberg	411/400

5,743,678 A *	4/1998	Pitre	405/259.1
D413,509 S *	9/1999	Robertson	D8/387
D413,791 S	9/1999	May		
D417,139 S	11/1999	Pitre		
D464,253 S *	10/2002	Nimberger et al.	D8/387

* cited by examiner

Primary Examiner—Holly H. Baynham

Assistant Examiner—Sheryl Friedman

(74) *Attorney, Agent, or Firm*—Mario Theriault

(57) **CLAIM**

The ornamental design for an eye bolt, as shown and described.

DESCRIPTION

FIG. 1 is a perspective top, front and left side view of an eye bolt, showing my new design;

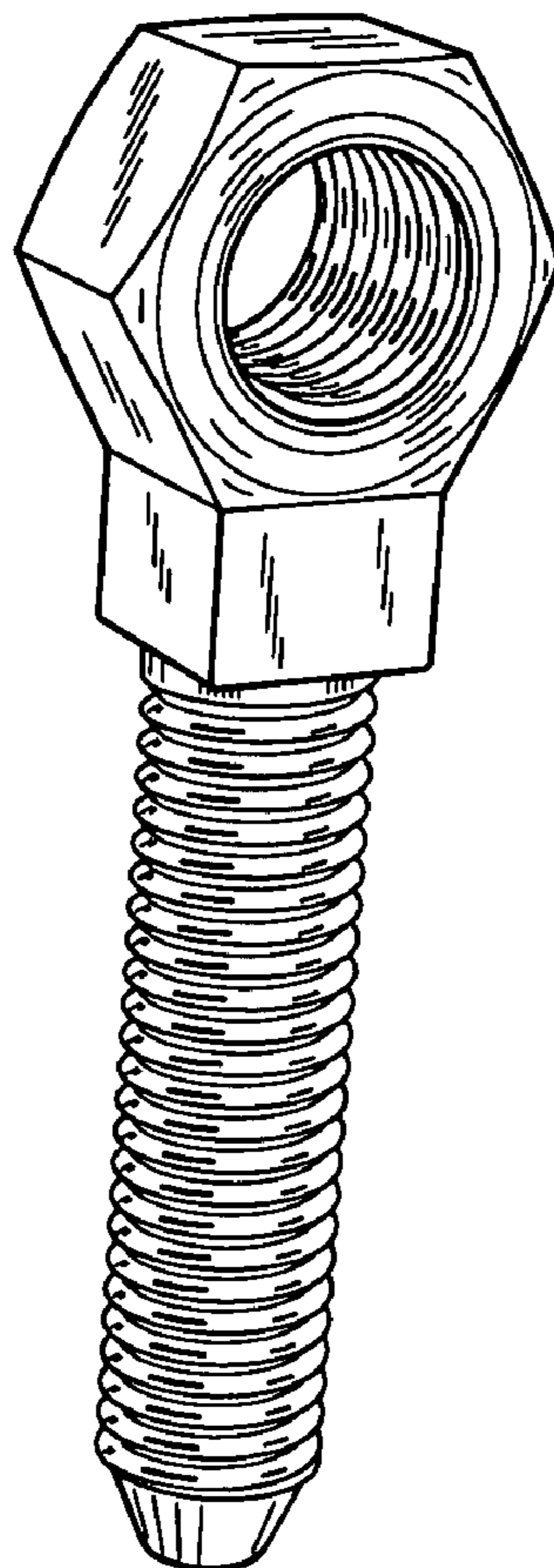
FIG. 2 is a front view thereof, the rear view being a mirror image;

FIG. 3 is a right side view thereof, the left side view being a mirror image;

FIG. 4 is a top view thereof; and,

FIG. 5 is a bottom view thereof.

1 Claim, 1 Drawing Sheet



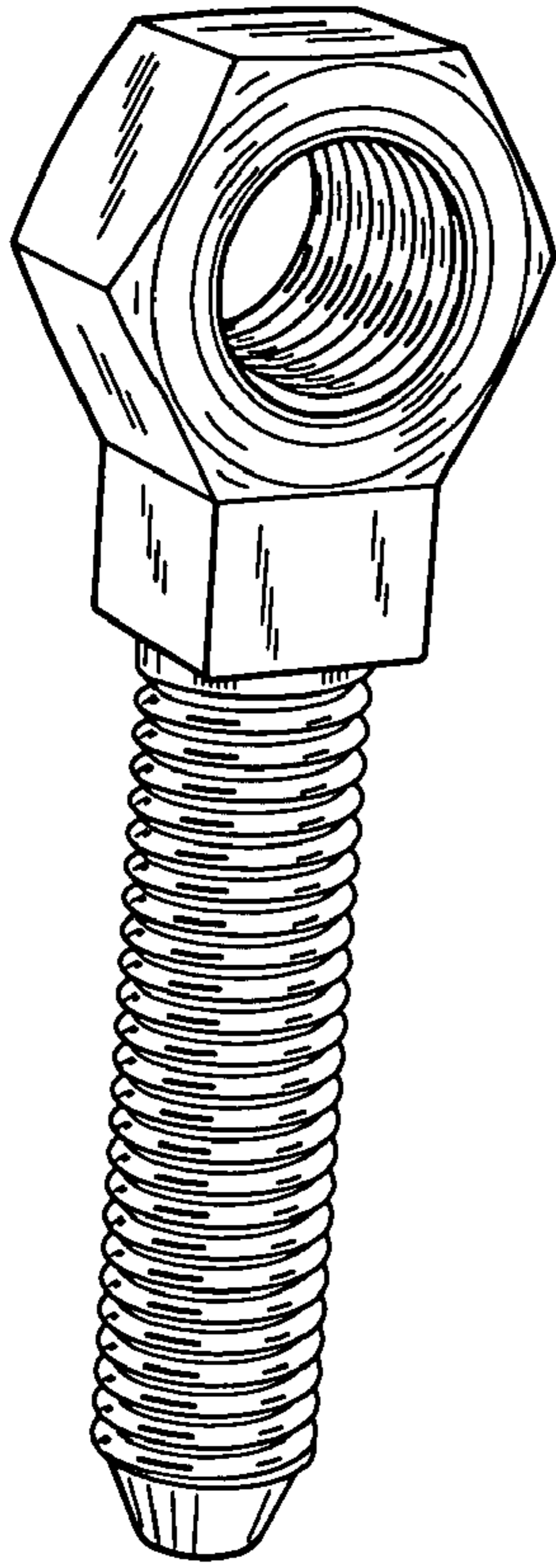


FIG. 1

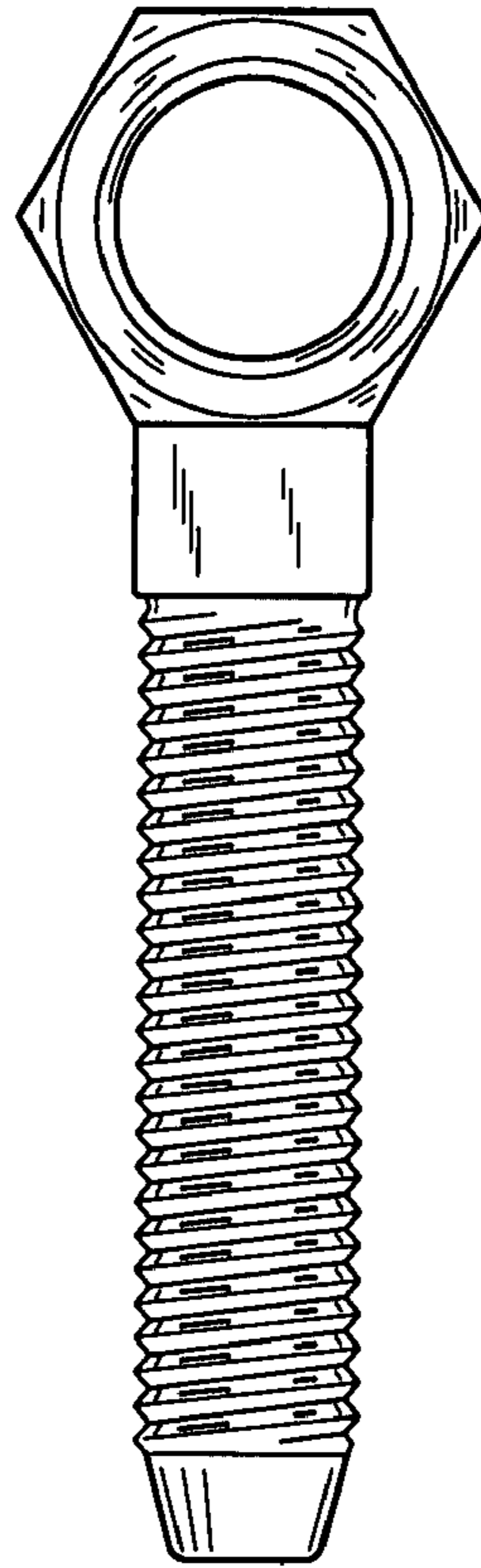


FIG. 2



FIG. 3

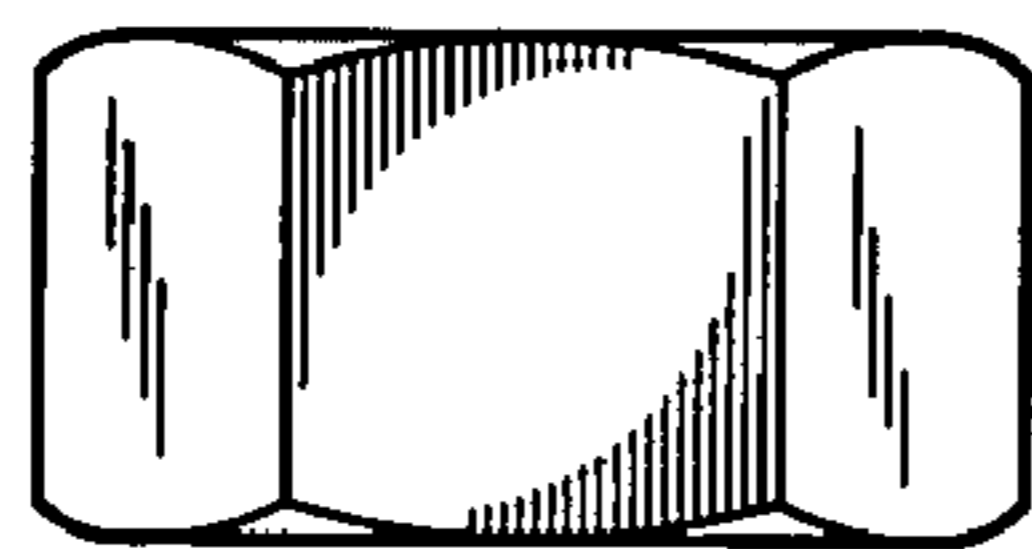


FIG. 4

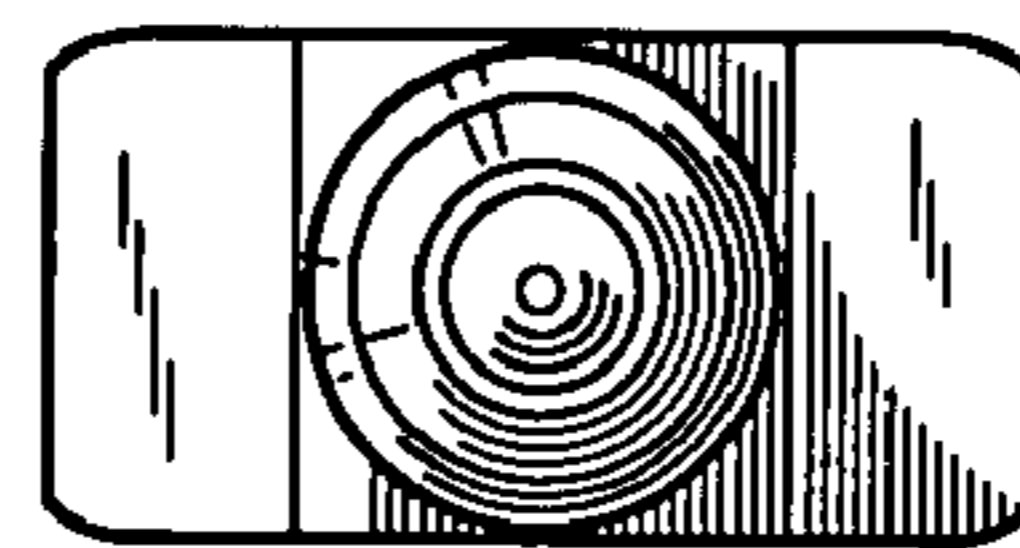


FIG. 5