



US00D573856S

(12) **United States Design Patent**
Nakamura et al.

(10) **Patent No.:** **US D573,856 S**
(45) **Date of Patent:** **** Jul. 29, 2008**

(54) **STAPLER**

(75) Inventors: **Katsuya Nakamura**, Tokyo (JP);
Toshihide Miwa, Tokyo (JP); **Takeo Hattori**, Tokyo (JP); **Tomohiro Irago**, Tokyo (JP)

(73) Assignee: **Max Co., Ltd.**, Tokyo (JP)

(**) Term: **14 Years**

(21) Appl. No.: **29/287,115**

(22) Filed: **Jun. 28, 2007**

(30) **Foreign Application Priority Data**

Feb. 15, 2007 (JP) 2007-003560
Feb. 15, 2007 (JP) 2007-003561

(51) **LOC (8) Cl.** **19-02**

(52) **U.S. Cl.** **D8/50**

(58) **Field of Classification Search** D8/49,
D8/50, 61, 68, 69; D19/72, 73, 65, 69; D21/532;
D24/145; 7/158, 160; 227/4, 5, 6, 7, 8, 120,
227/127, 128, 131, 132, 134, 144, 156, 175.1;
606/139, 143, 153, 219

See application file for complete search history.

(56) **References Cited**

U.S. PATENT DOCUMENTS

D369,729 S * 5/1996 Herbst et al. D8/50
D371,495 S 7/1996 Herbst et al.
D416,774 S * 11/1999 Huang D8/50
D420,266 S 2/2000 Berry et al.
D436,010 S * 1/2001 Nakamura D8/50

D446,430 S * 8/2001 Arns D8/50
D466,774 S * 12/2002 Lee D8/50
D478,485 S * 8/2003 Huang D8/50
D479,678 S * 9/2003 Huang D8/50
D502,369 S * 3/2005 Nakamura D8/50
D512,615 S * 12/2005 Kramer et al. D8/50
D517,883 S * 3/2006 Tsai D8/50
D530,999 S * 10/2006 Kent et al. D8/50
D531,471 S * 11/2006 Kent et al. D8/50
D554,456 S * 11/2007 Chang D8/50

* cited by examiner

Primary Examiner—Cathron Brooks

Assistant Examiner—Austin Murphy

(74) *Attorney, Agent, or Firm*—Jean C. Edwards, Esq.;
Akerman Senterfitt

(57) **CLAIM**

The ornamental design for a stapler, as shown and described.

DESCRIPTION

FIG. 1 is a perspective view of the front, left and top of a stapler according to a first embodiment showing our new design;

FIG. 2 is a front view thereof, with the rear view being a mirror image thereof;

FIG. 3 is a left side view thereof;

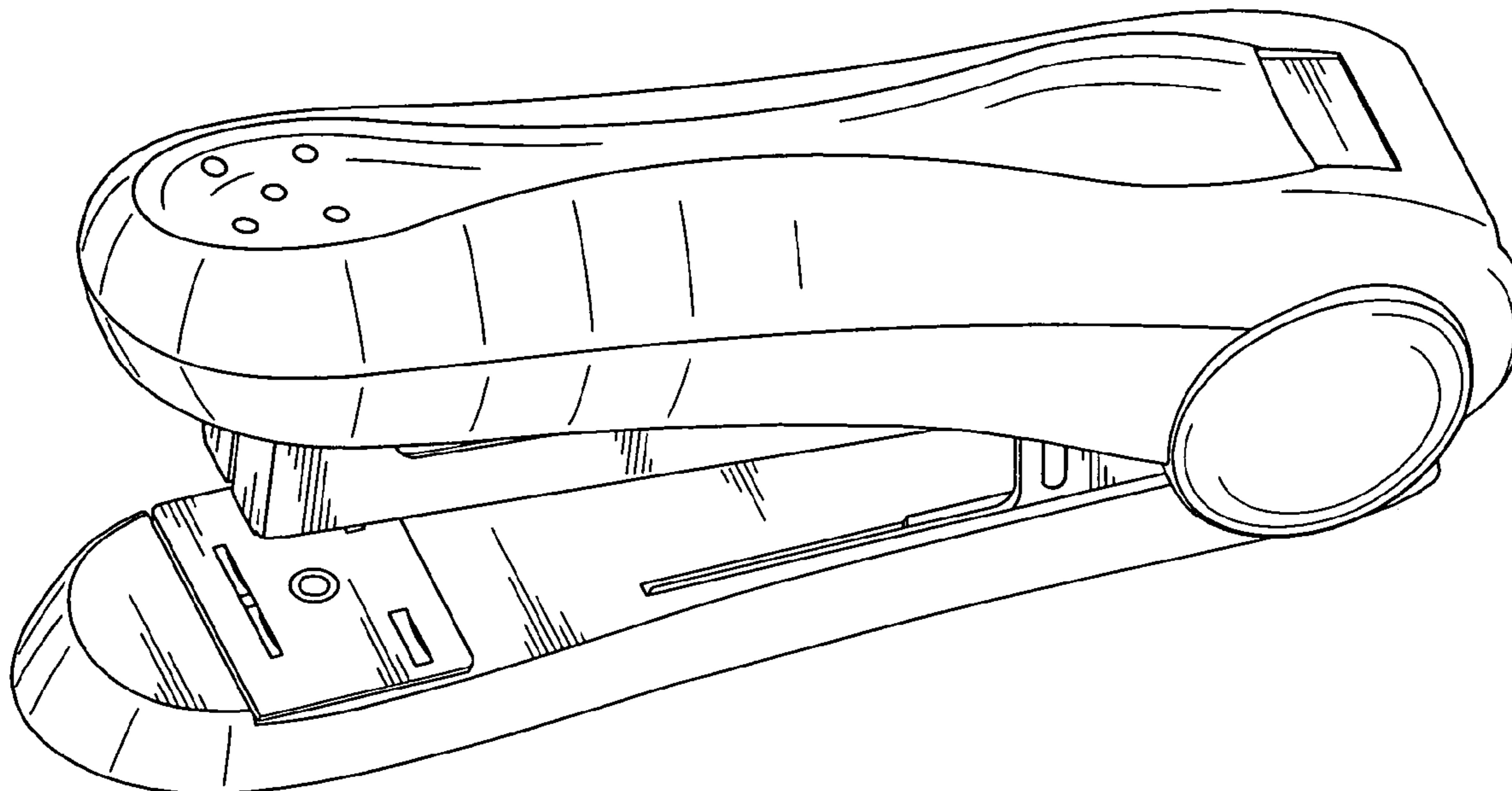
FIG. 4 is a right side view thereof;

FIG. 5 is a top plan view thereof; and,

FIG. 6 is a bottom view thereof.

The broken lines shown in the drawings form no part of the claimed design.

1 Claim, 3 Drawing Sheets



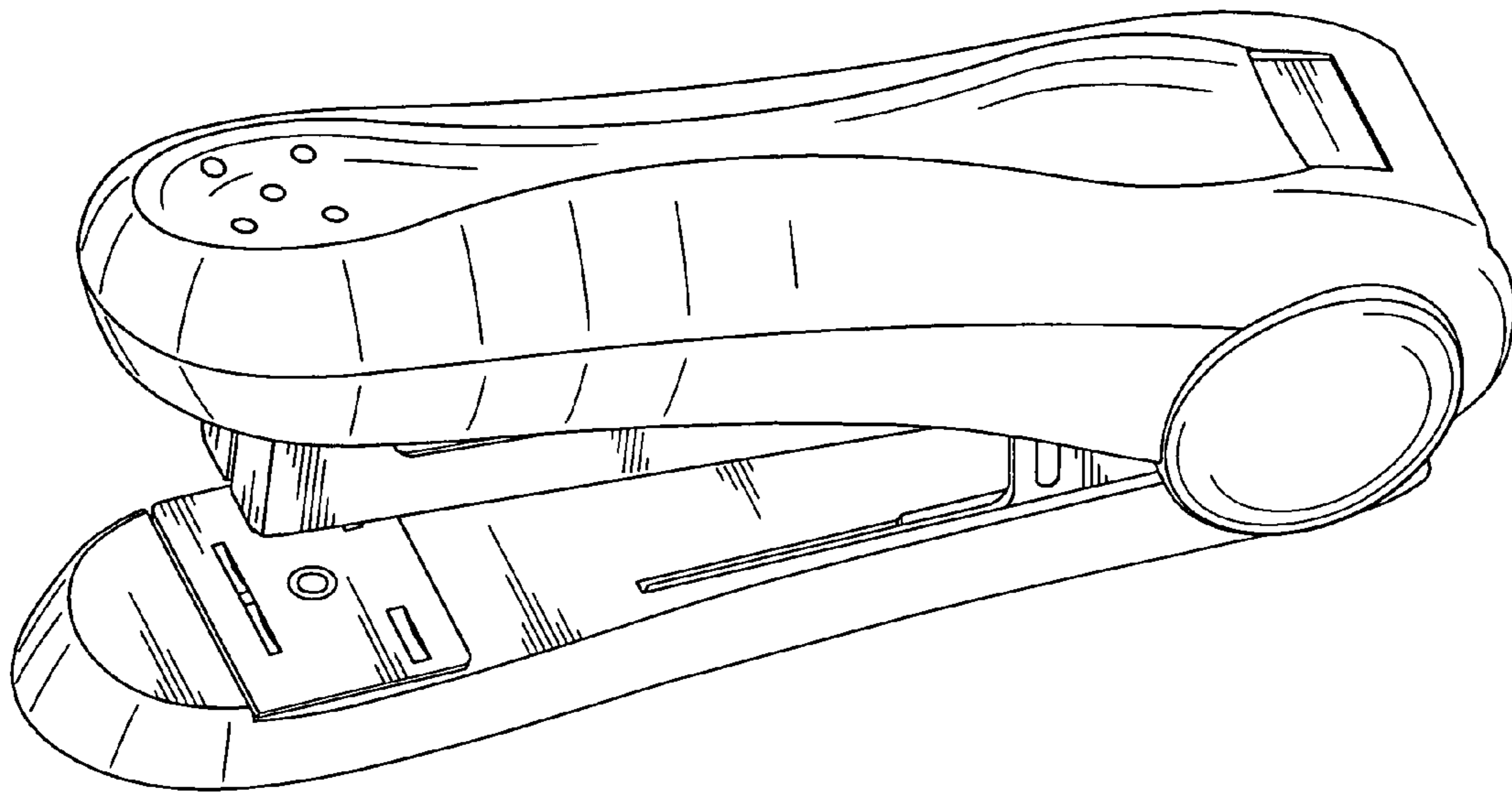


FIG. 1

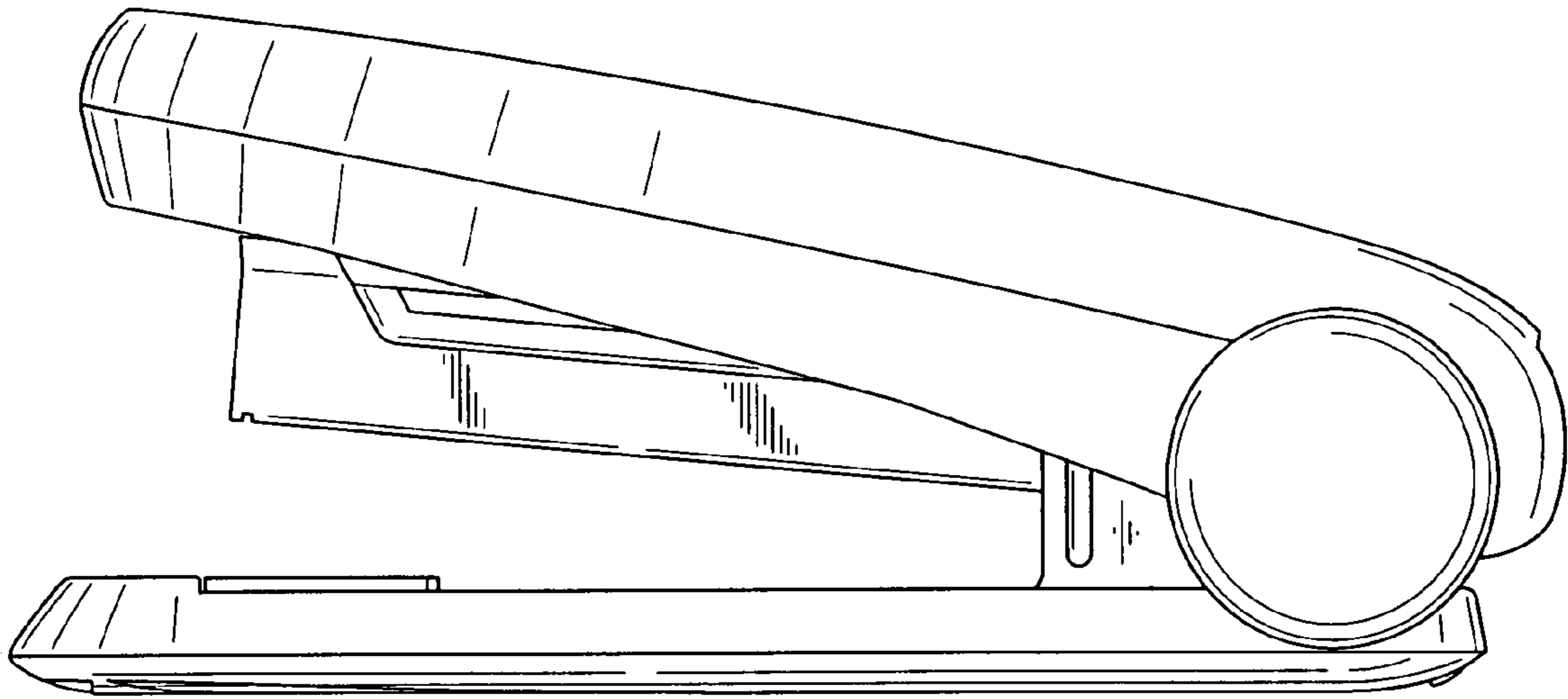


FIG. 2

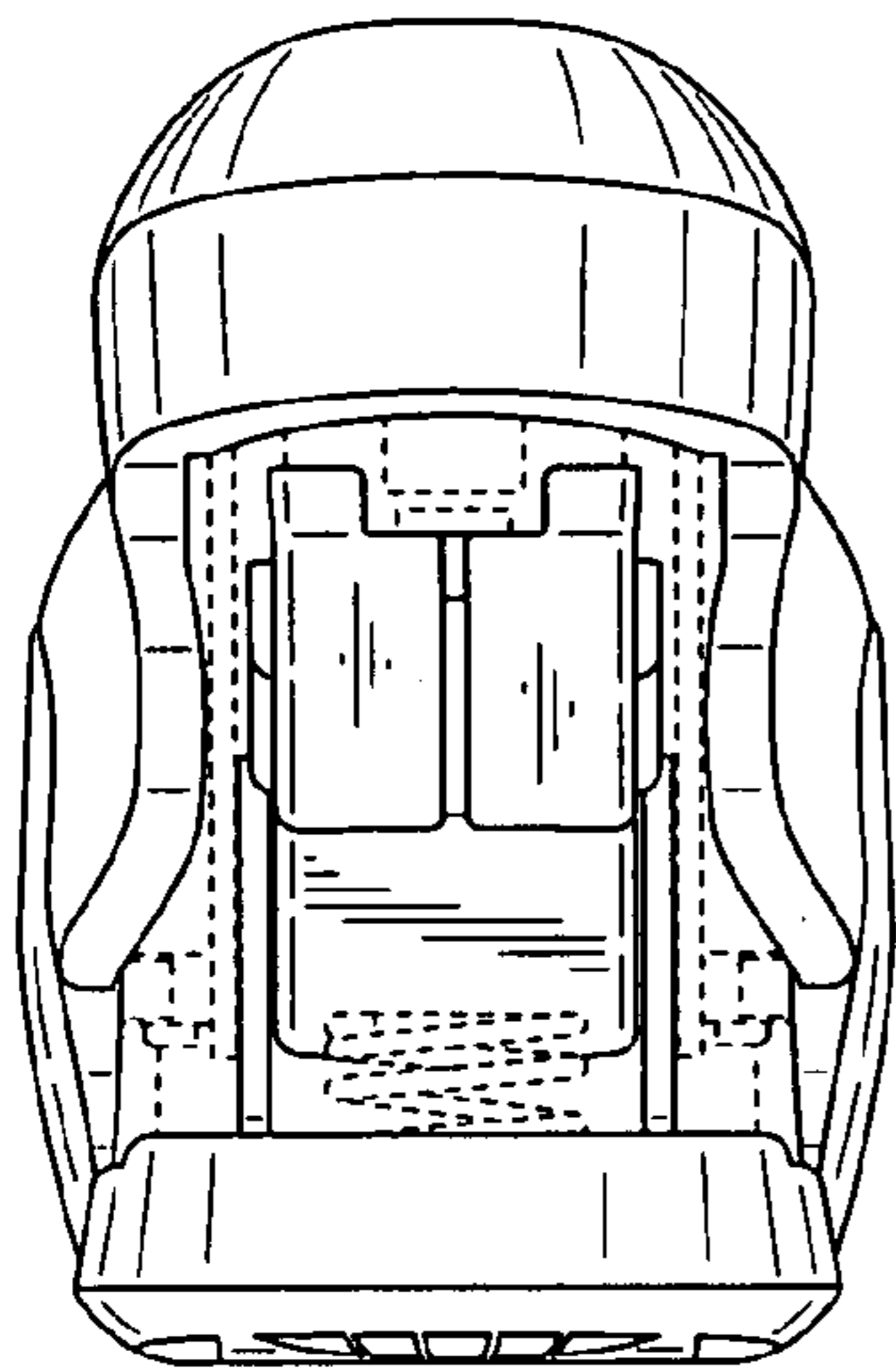


FIG. 3

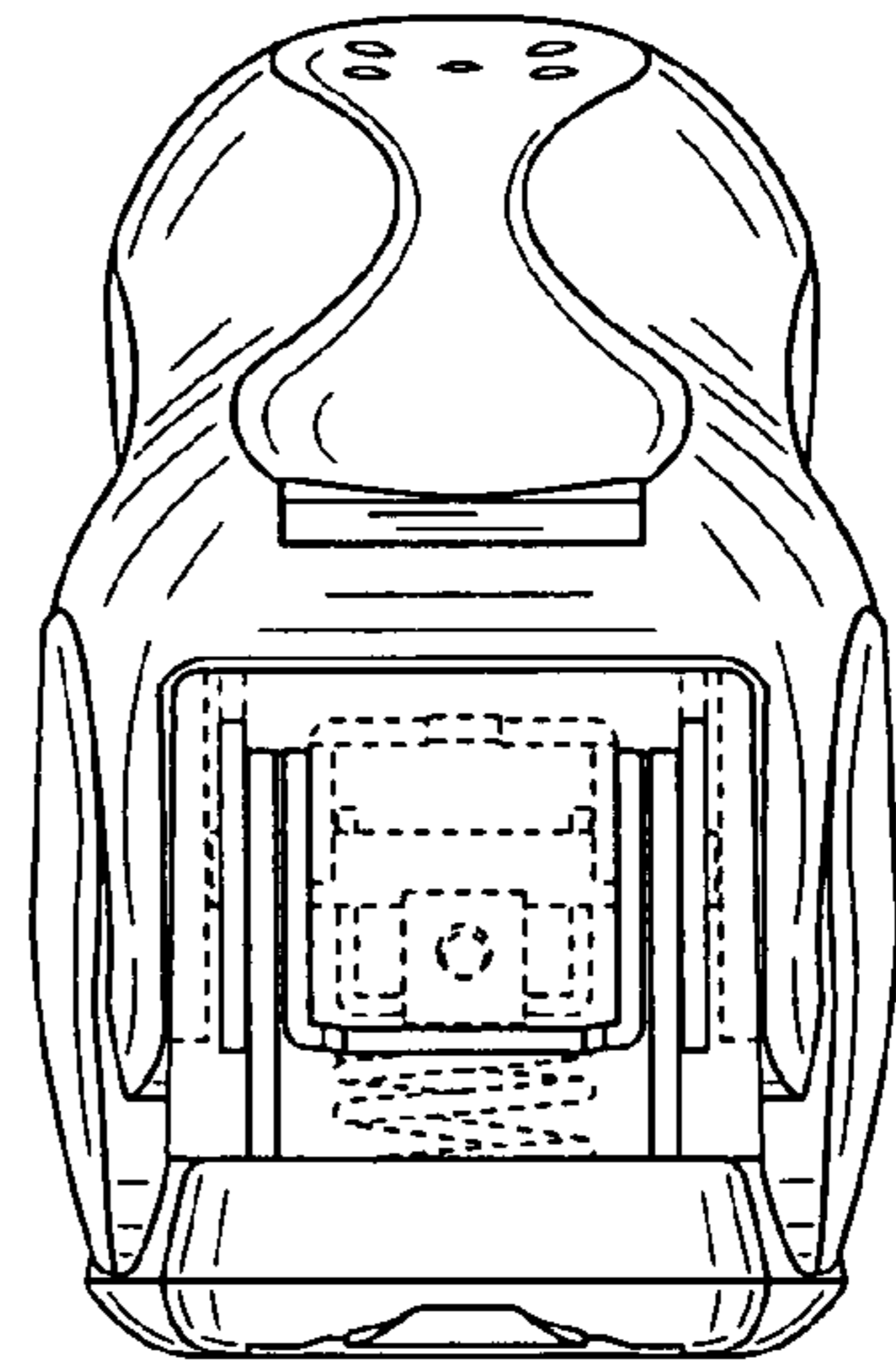


FIG. 4

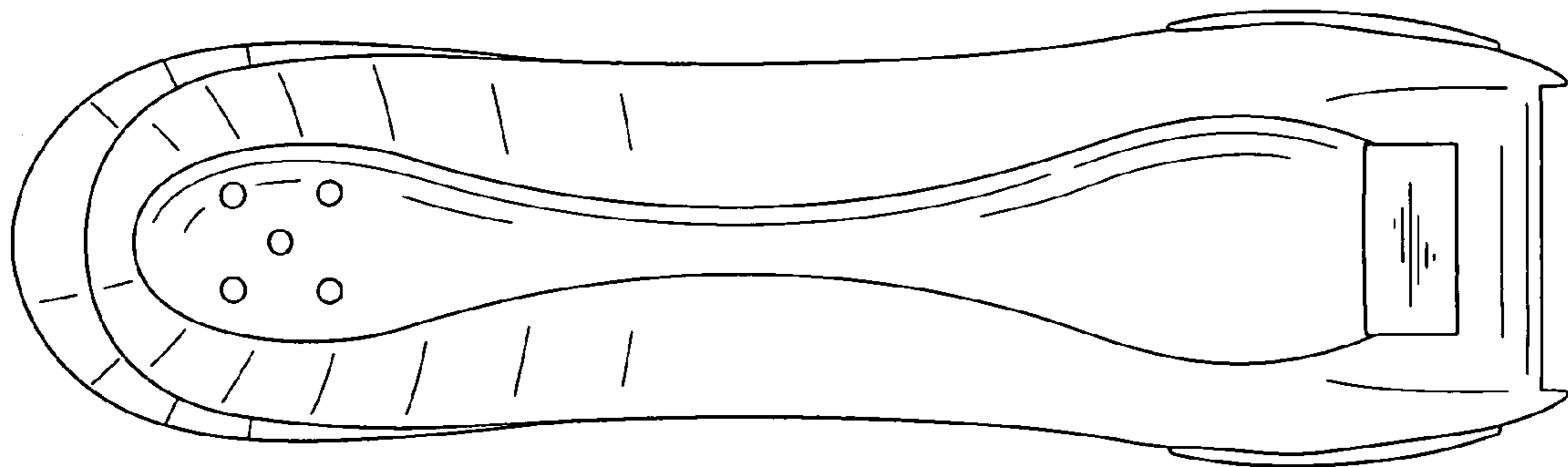


FIG. 5

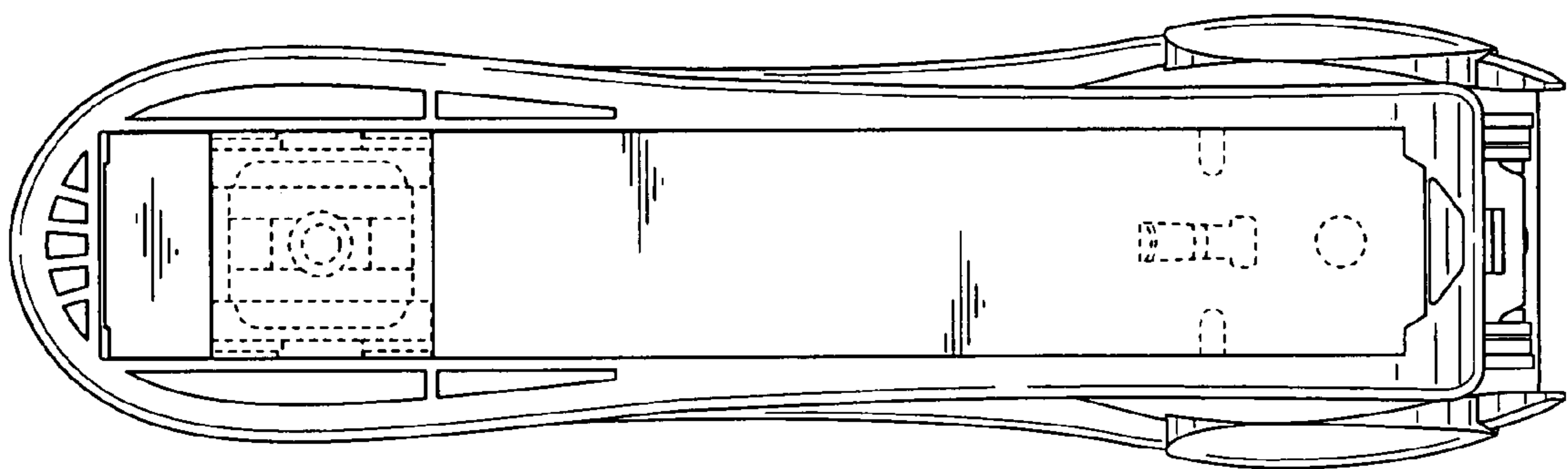


FIG. 6