



US00D573855S

(12) **United States Design Patent**  
**Khechoyan**

(10) **Patent No.:** **US D573,855 S**  
(45) **Date of Patent:** **\*\* Jul. 29, 2008**

(54) **FLEXIBLE WOODCARVING TOOL**

(76) Inventor: **Boris A. Khechoyan**, 7658 General Grant Ct., St. Louis, MO (US) 63132

(\*\*) Term: **14 Years**

(21) Appl. No.: **29/261,049**

(22) Filed: **Jun. 6, 2006**

(51) **LOC (8) Cl.** ..... **80-05**

(52) **U.S. Cl.** ..... **D8/19; D8/20**

(58) **Field of Classification Search** ..... D8/14, D8/16, 18-20, 33, 40, 45, 47, 88, 89, 98, D8/102; 81/3.07, 3.27, 3.55, 488

See application file for complete search history.

(56) **References Cited**

**U.S. PATENT DOCUMENTS**

D207,184 S \* 3/1967 Williams ..... D8/19

(Continued)

*Primary Examiner*—Caron D. Veynar

*Assistant Examiner*—Garth Rademaker

(57) **CLAIM**

The ornamental design for a flexible woodcarving tool, as shown and described.

**DESCRIPTION**

FIG. 1 is a perspective view of a flexible woodcarving tool showing my design;

FIG. 2 is a front elevation view thereof;

FIG. 3 is a rear elevation view thereof;

FIG. 4 is a left side elevation view thereof;

FIG. 5 is a right side elevation view thereof;

FIG. 6 is a top plan view thereof;

FIG. 7 is a bottom plan view thereof;

FIG. 8 is a perspective view of a second embodiment of a flexible woodcarving tool showing my design;

FIG. 9 is a front elevation view thereof;

FIG. 10 is a rear elevation view thereof;

FIG. 11 is a left side elevation view thereof;

FIG. 12 is a right side elevation view thereof;

FIG. 13 is a top plan view thereof;

FIG. 14 is a bottom plan view thereof;

FIG. 15 is a perspective view of a third embodiment of a flexible woodcarving tool showing my design;

FIG. 16 is a front elevation view thereof;

FIG. 17 is a rear elevation view thereof;

FIG. 18 is a left side elevation view thereof;

FIG. 19 is a right side elevation view thereof;

FIG. 20 is a top plan view thereof;

FIG. 21 is a bottom plan view thereof;

FIG. 22 is a perspective view of a fourth embodiment of a flexible woodcarving tool showing my design;

FIG. 23 is a front elevation view thereof;

FIG. 24 is a rear elevation view thereof;

FIG. 25 is a left side elevation view thereof;

FIG. 26 is a right side elevation view thereof;

FIG. 27 is a top plan view thereof;

FIG. 28 is a bottom plan view thereof;

FIG. 29 is a perspective view of a fifth embodiment of a flexible woodcarving tool showing my design;

FIG. 30 is a front elevation view thereof;

FIG. 31 is a rear elevation view thereof;

FIG. 32 is a left side elevation view thereof;

FIG. 33 is a right side elevation view thereof;

FIG. 34 is a top plan view thereof;

FIG. 35 is a bottom plan view thereof;

FIG. 36 is a perspective view of a sixth embodiment of a flexible woodcarving tool showing my design;

FIG. 37 is a front elevation view thereof;

FIG. 38 is a rear elevation view thereof;

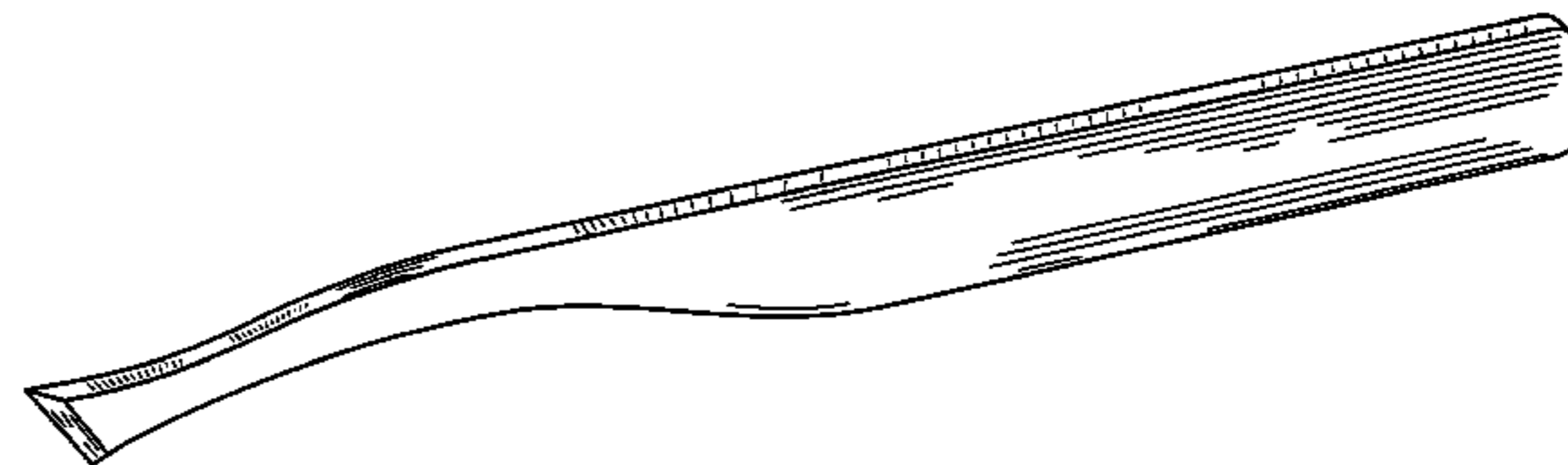

FIG. 39 is a left side elevation view thereof;

FIG. 40 is a right side elevation view thereof;

FIG. 41 is a top plan view thereof; and,

FIG. 42 is a bottom plan view thereof.

**1 Claim, 18 Drawing Sheets**



# US D573,855 S

Page 2

---

## U.S. PATENT DOCUMENTS

D245,667 S *	9/1977	Malhoit .....	D8/98	D400,068 S *	10/1998	Gold .....	D8/20
D245,831 S *	9/1977	West et al. ....	D8/20	D435,408 S *	12/2000	Panfilii et al. ....	D8/16
D324,629 S *	3/1992	Bloom et al. ....	D8/14	D457,793 S *	5/2002	D'Astous .....	D8/19
D338,607 S *	8/1993	Anderson .....	D8/98	D468,977 S *	1/2003	Graff et al. ....	D8/19
5,437,074 A *	8/1995	White et al. ....	D8/19	D507,728 S *	7/2005	Graff et al. ....	D8/18
D362,604 S *	9/1995	White et al. ....	D8/45	D521,331 S *	5/2006	Zarb .....	D8/20

\* cited by examiner

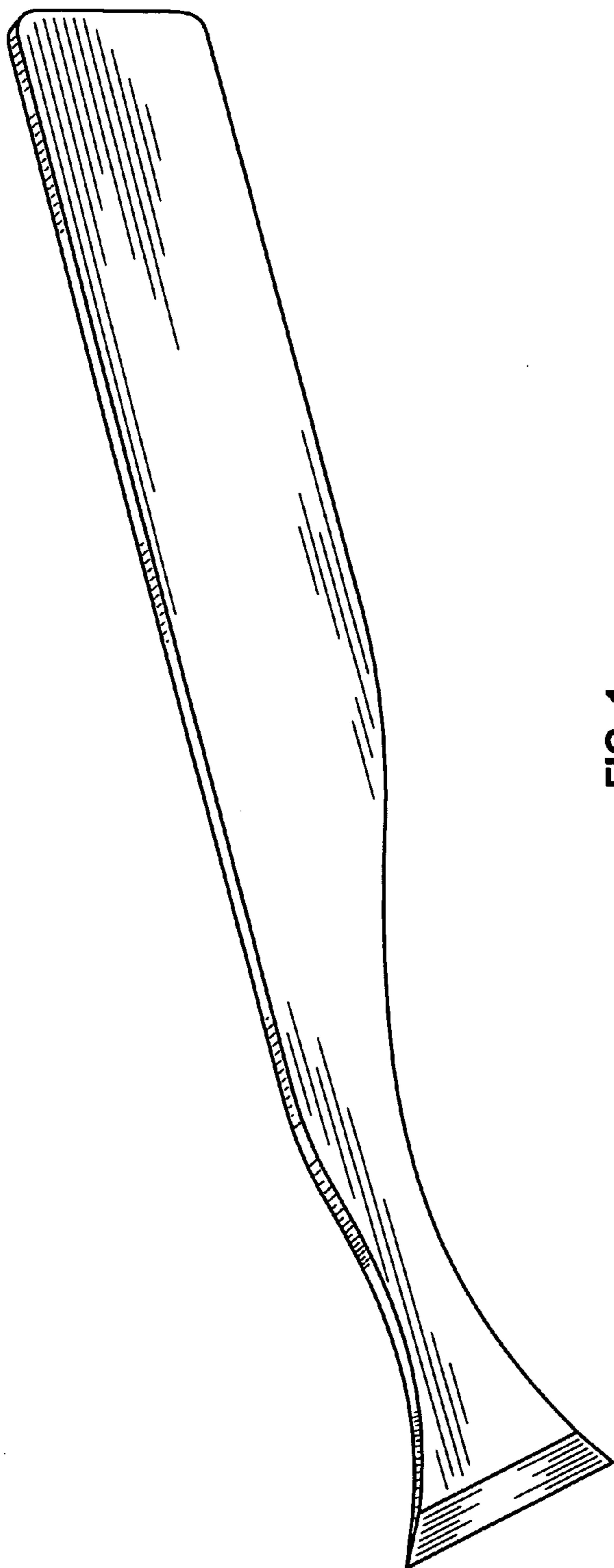


FIG. 1



FIG. 2



FIG. 3

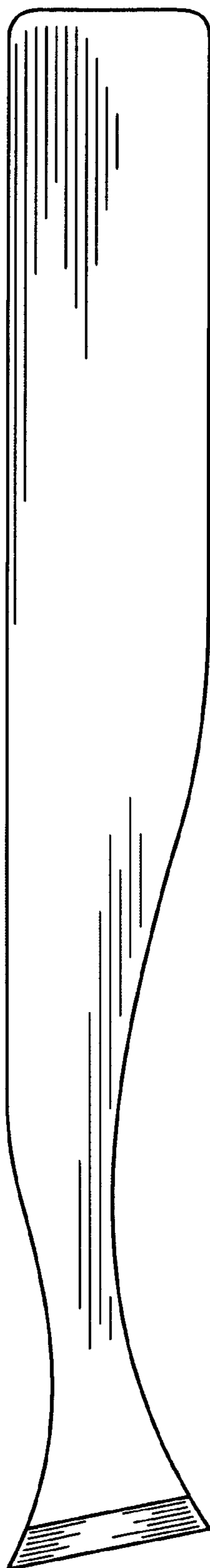


FIG. 4

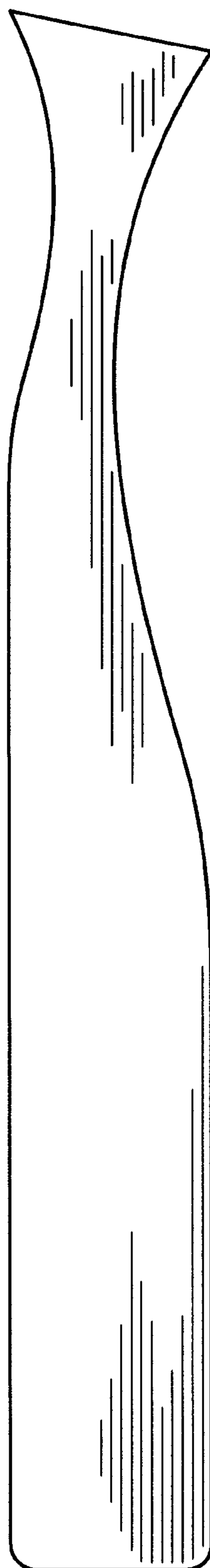


FIG. 5



FIG. 6



FIG. 7

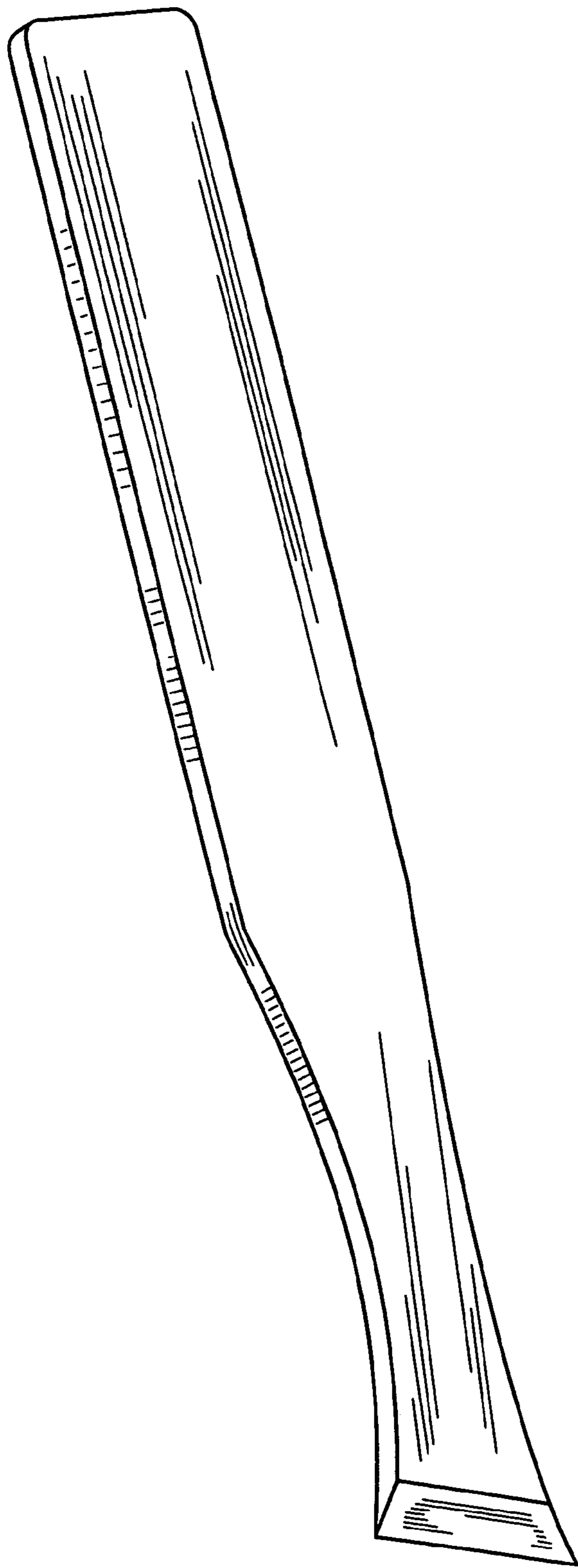


FIG. 8



FIG. 9



FIG. 10




FIG. 11




FIG. 12



FIG. 13



FIG. 14



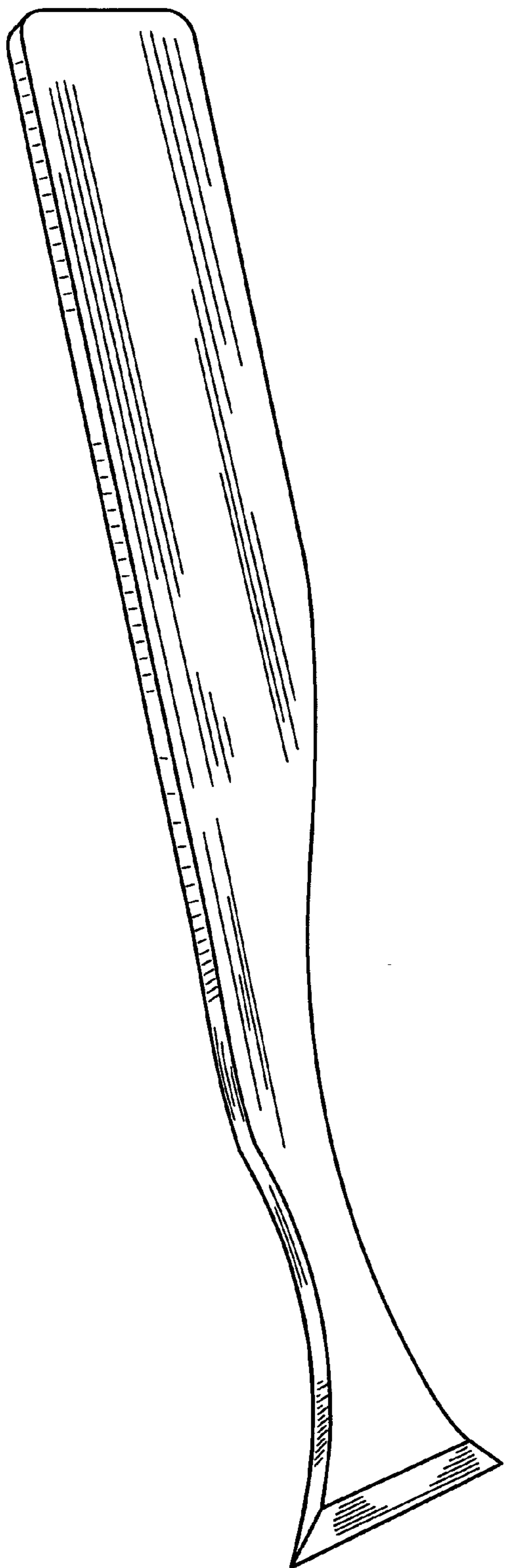


FIG. 15



FIG. 16



FIG. 17

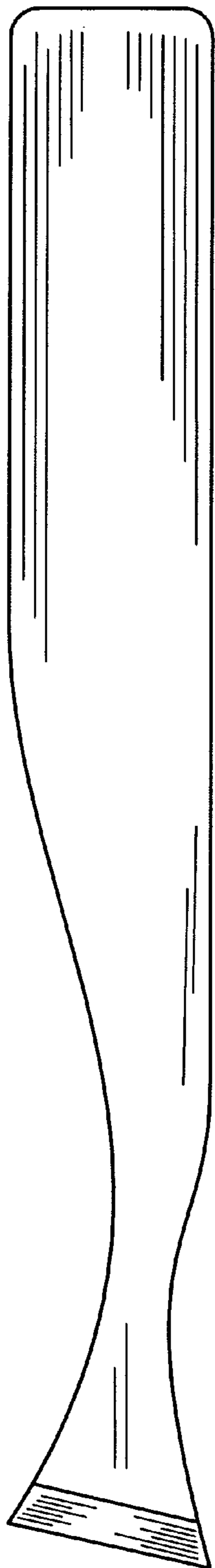


FIG. 18

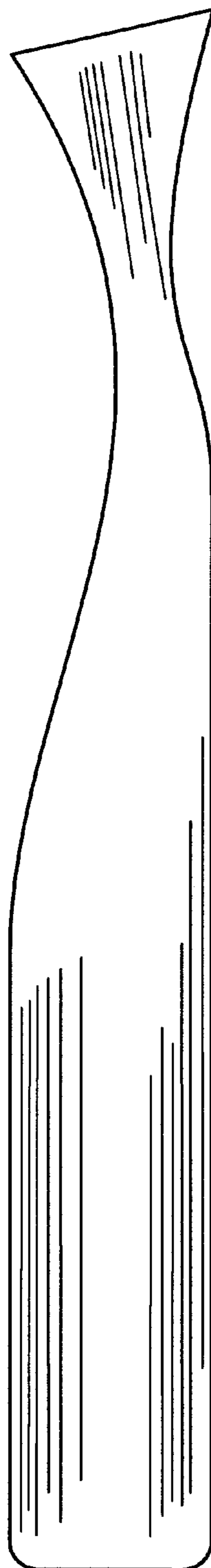


FIG. 19



FIG. 20



FIG. 21

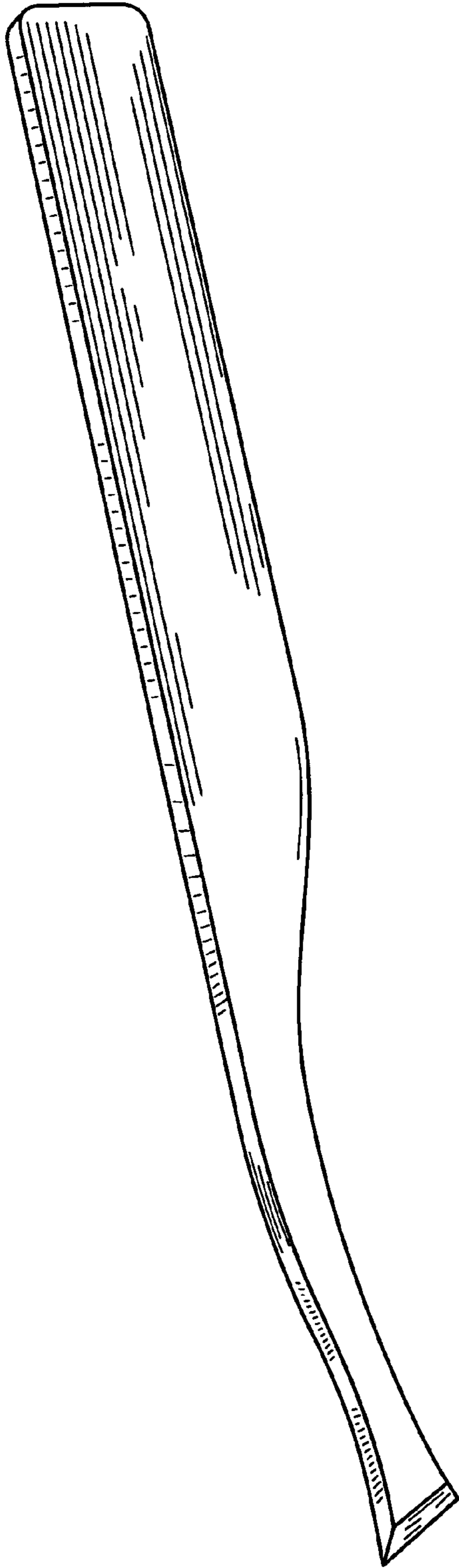


FIG. 22

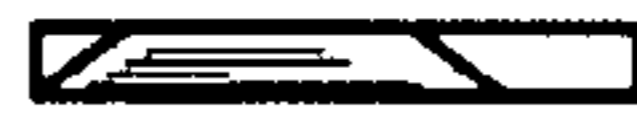


FIG. 23



FIG. 24

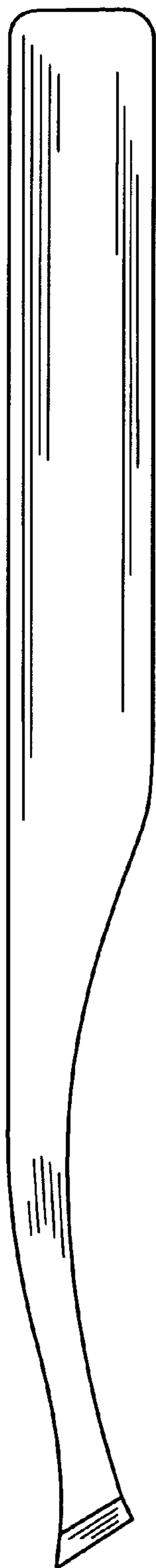


FIG. 25



FIG. 26



FIG. 27



FIG. 28

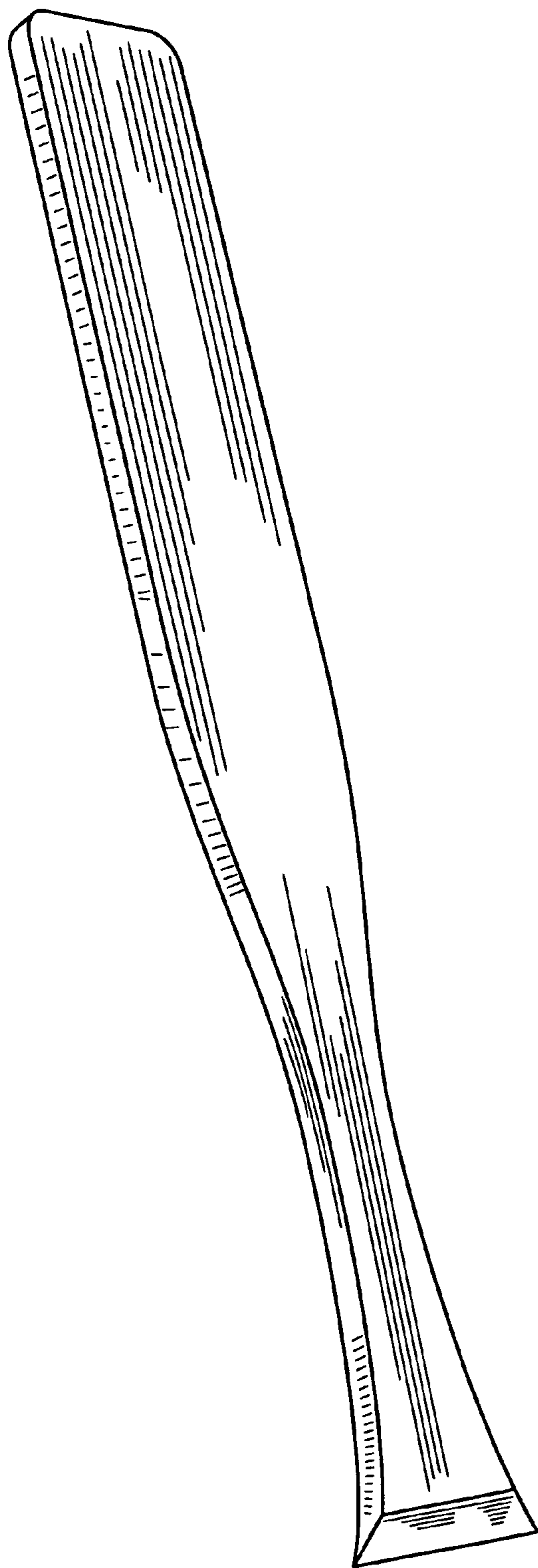


FIG. 29



FIG. 31



FIG. 30

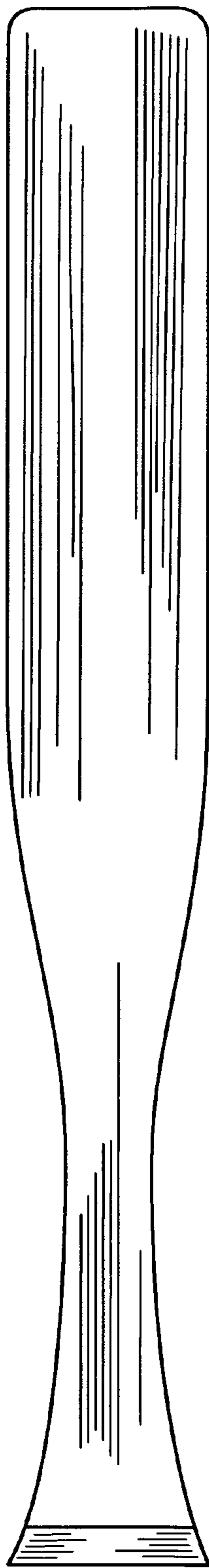


FIG. 32



FIG. 33





**FIG. 34**



**FIG. 35**

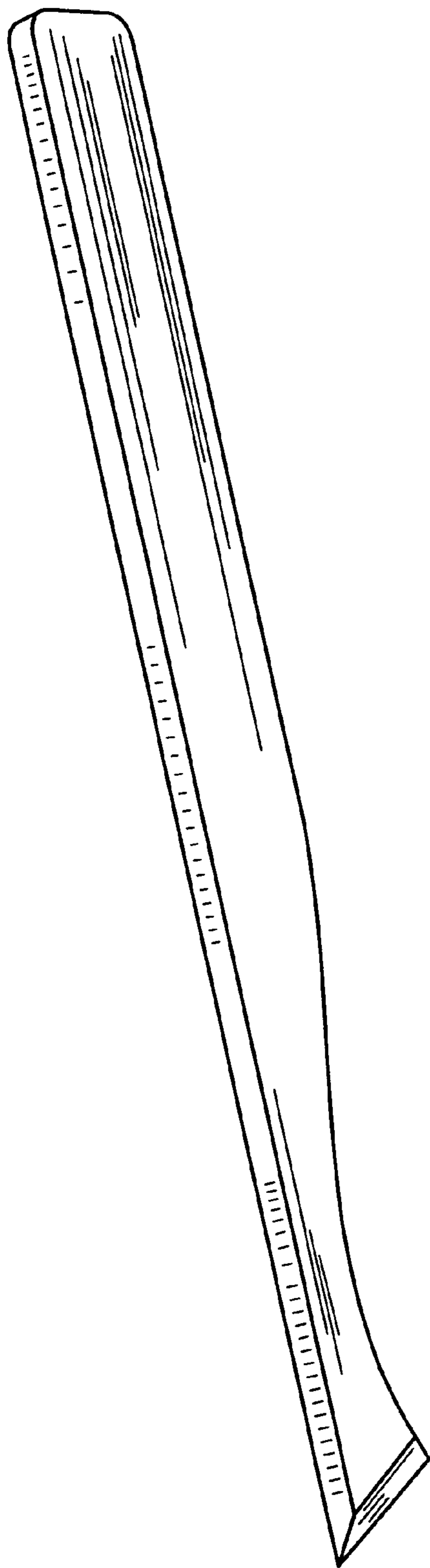


FIG. 36



FIG. 37



FIG. 38




FIG. 39




FIG. 40



FIG. 41



FIG. 42