



US00D573851S

(12) **United States Design Patent**  
**Huynh**

(10) **Patent No.:** **US D573,851 S**  
(45) **Date of Patent:** **\*\* Jul. 29, 2008**

(54) **FORK WITH ANGLED PRONGS**

(76) Inventor: **Chi Huynh**, 548 W. Bonita Ave., San Dimas, CA (US) 91773

(\*\*) Term: **14 Years**

(21) Appl. No.: **29/304,179**

(22) Filed: **Feb. 26, 2008**

(51) **LOC (8) Cl.** ..... **07-03**

(52) **U.S. Cl.** ..... **D7/653**

(58) **Field of Classification Search** ..... D7/368,  
D7/393, 395, 401.2, 642-653, 660-664, 669,  
D7/675-676, 683, 688, 692-696; D8/10,  
D8/36, 75, 80, 83, 87, 98, 99, 102, 107, 300,  
D8/303; 30/123.5-123.7, 124-125, 128,  
30/137, 141-143, 147-150, 169, 304, 316,  
30/322-329, 342-346, 353, 355, 394; 416/70 R  
See application file for complete search history.

(56) **References Cited**

**U.S. PATENT DOCUMENTS**

D229,736 S *	1/1974	Wallace	.....	D7/653
D440,831 S *	4/2001	Welch et al.	.....	D7/645
D455,936 S *	4/2002	Welch	.....	D7/645
D479,674 S *	9/2003	Freed	.....	D7/645
D497,083 S *	10/2004	Welch	.....	D7/645
D558,533 S *	1/2008	de Bretton Gordon	.....	D7/642

\* cited by examiner

*Primary Examiner*—Caron D. Veynar

*Assistant Examiner*—Ricky Pham

(74) *Attorney, Agent, or Firm*—Biotech Beach Law Group PC; Raymond Wagenknecht

(57) **CLAIM**

I claim the ornamental design for a fork with angled prongs, as shown and described.

**DESCRIPTION**

FIG. 1 is a perspective view of a fork with angled prongs showing my new design;

FIG. 2 is a top plan view thereof;

FIG. 3 is a bottom plan view thereof;

FIG. 4 is a left elevational view thereof;

FIG. 5 is a right elevational view thereof;

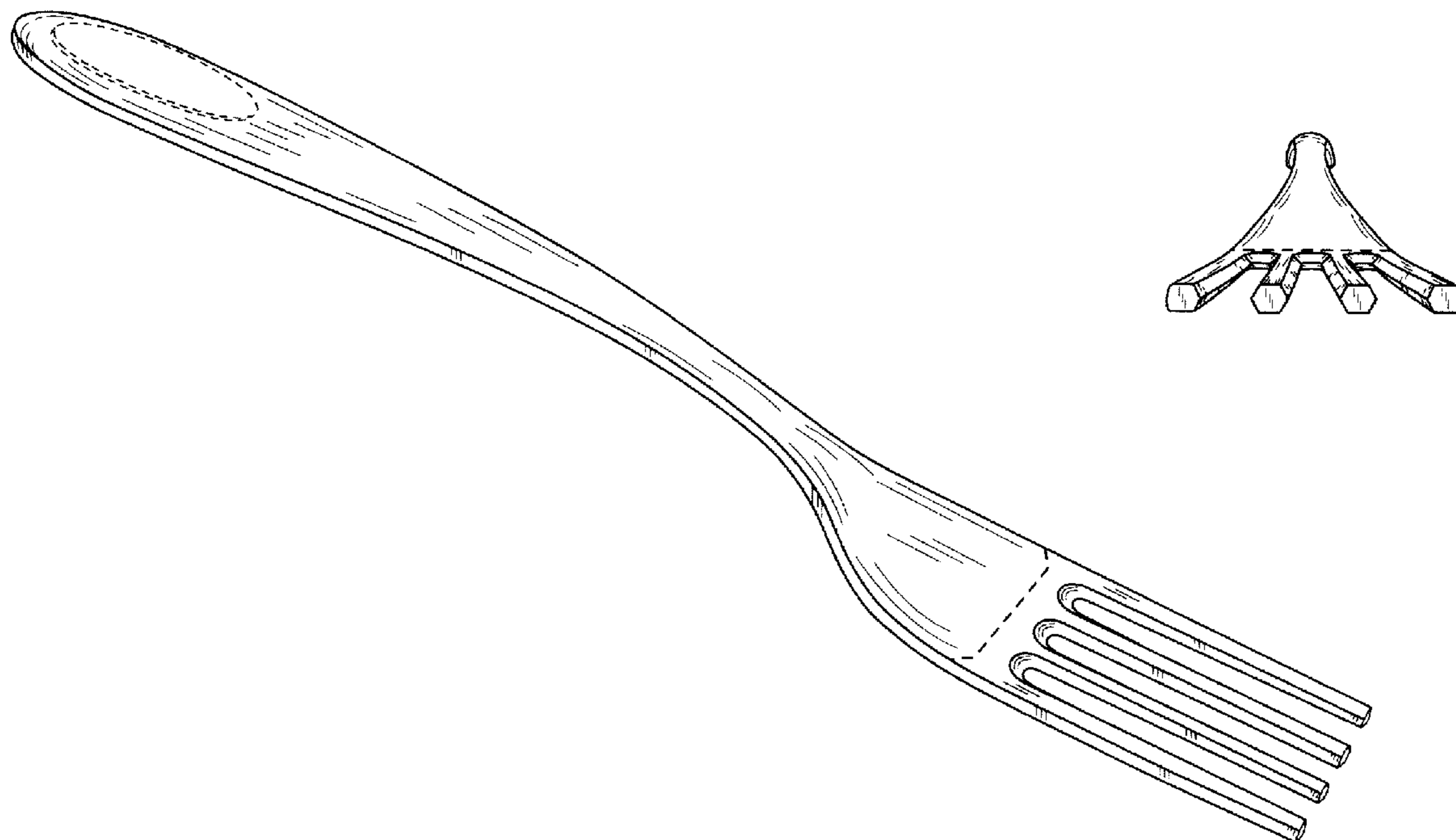
FIG. 6 is a front elevational view thereof;

FIG. 7 is a rear elevational view thereof; and,

FIG. 8 is a cross-sectional view taken along line 8—8 of FIG. 2.

The broken lines shown in the drawings are for illustrative purposes only and form no part of the claimed design.

**1 Claim, 5 Drawing Sheets**



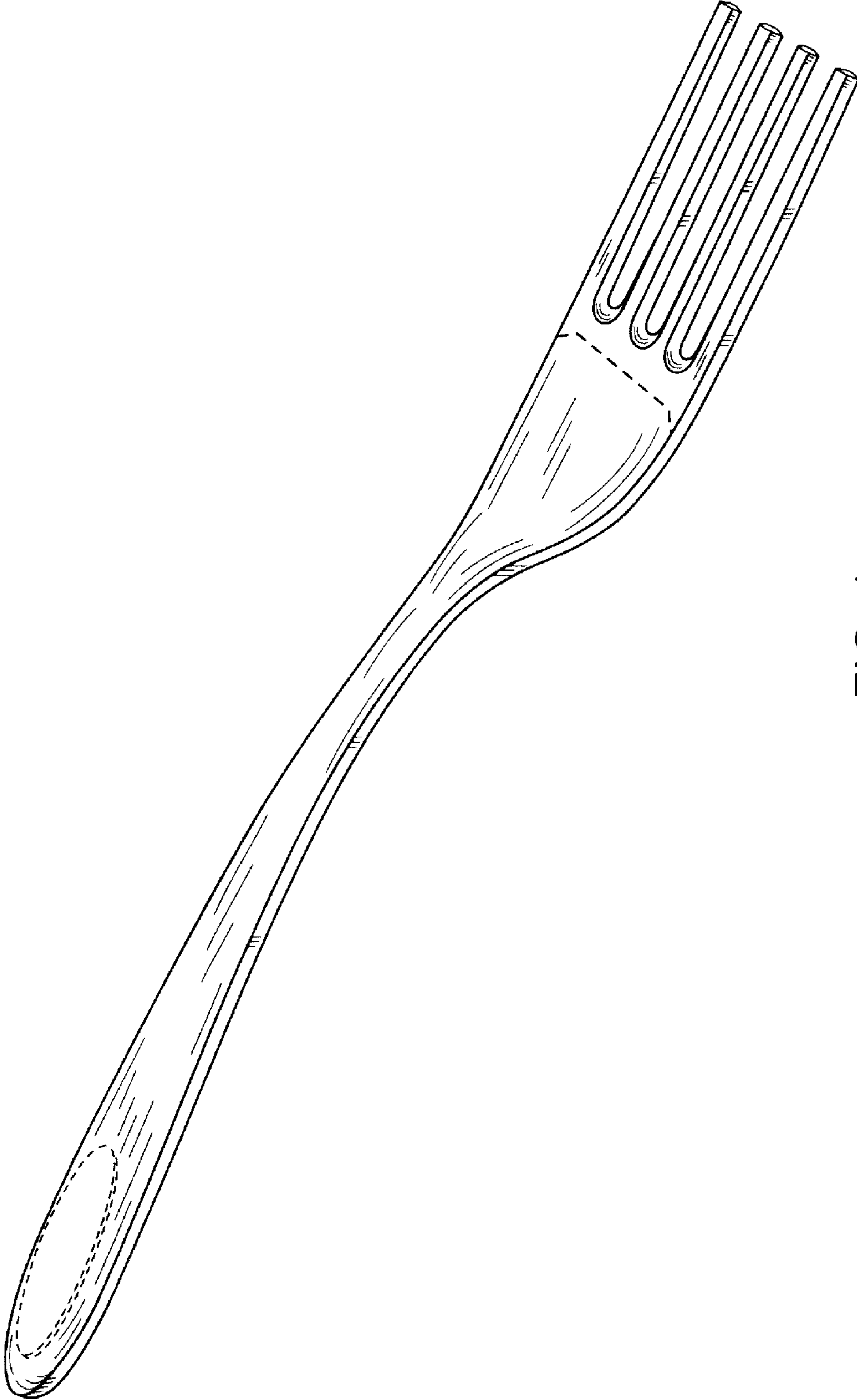


FIG. 1

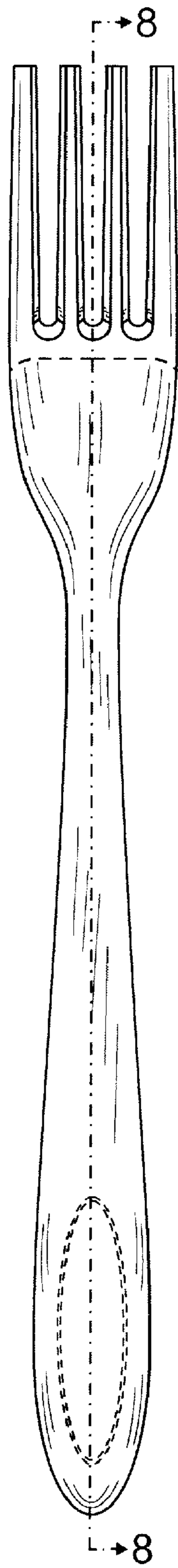


FIG. 2

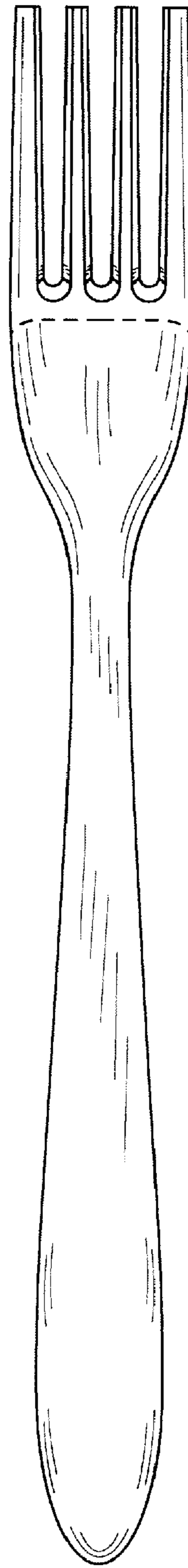


FIG. 3

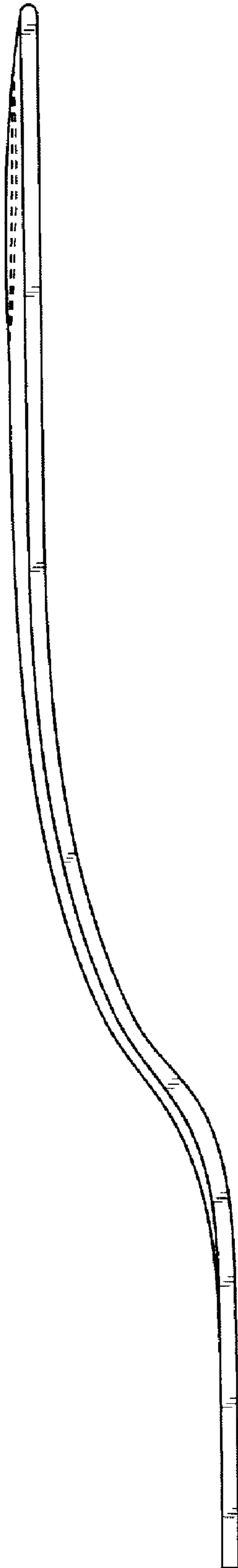


FIG. 4

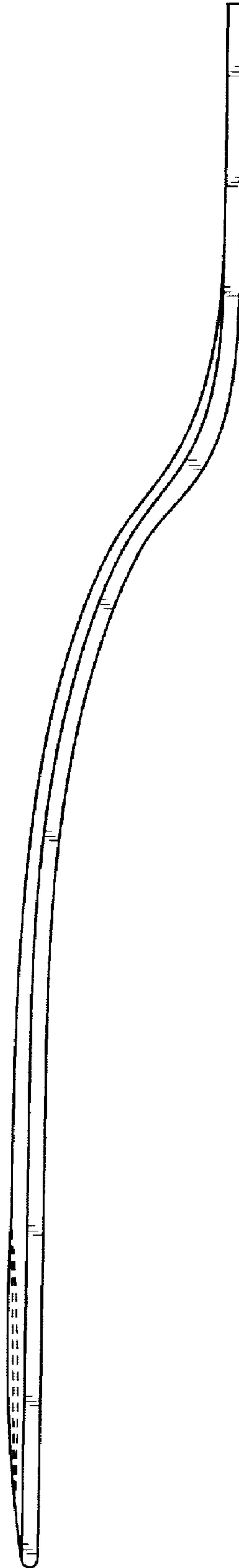


FIG. 5

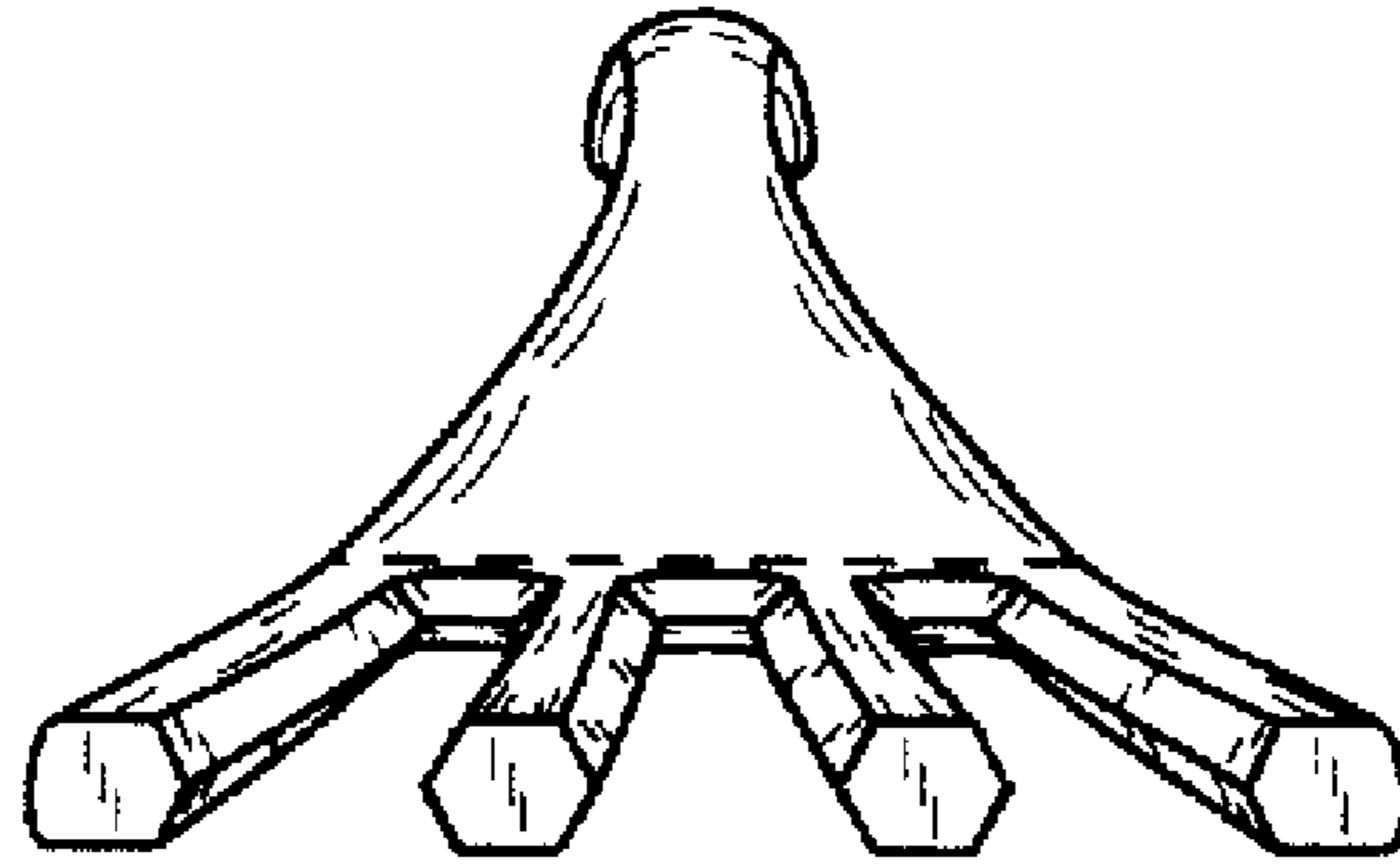


FIG. 6

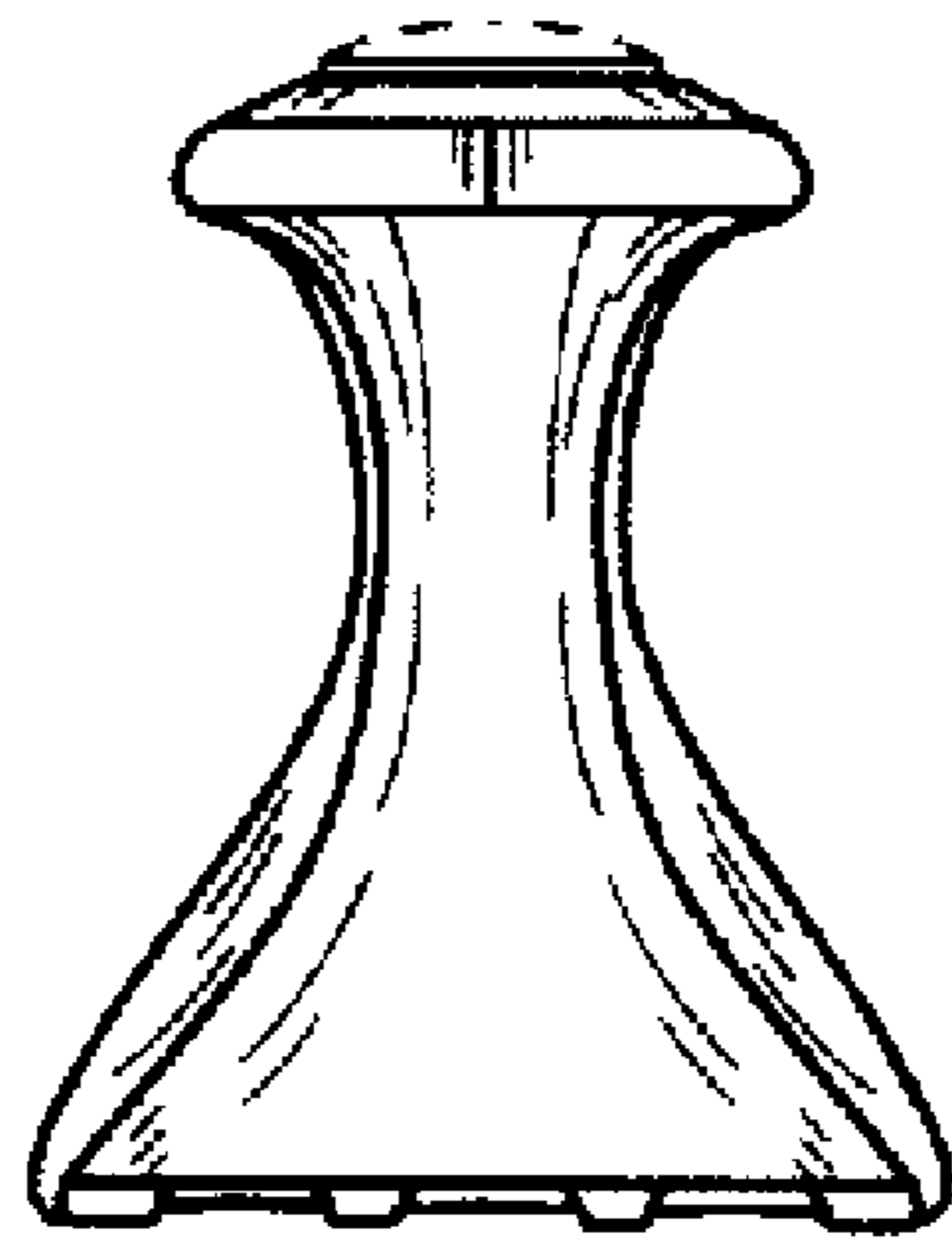


FIG. 7

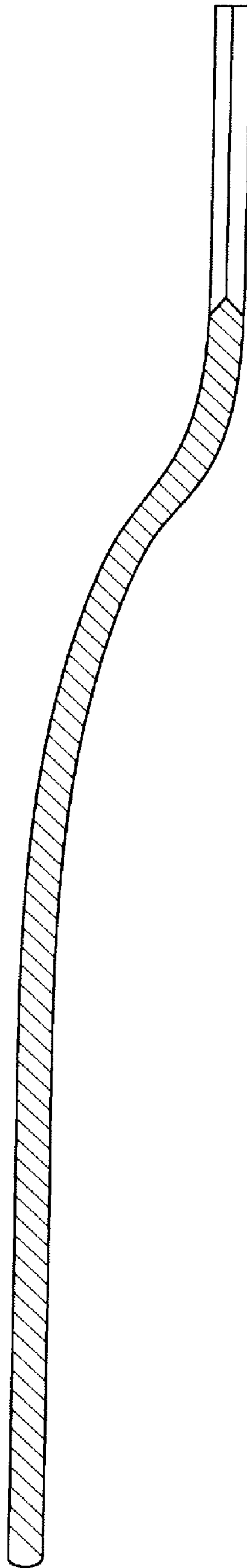


FIG. 8