



US00D573849S

(12) **United States Design Patent**  
**Richmond et al.**

(10) **Patent No.:** **US D573,849 S**  
(45) **Date of Patent:** **\*\* Jul. 29, 2008**

(54) **SAFETY BASE**

(76) Inventors: **David Joseph Richmond**, 12400  
Wilshire Blvd., Suite 850, Los Angeles,  
CA (US) 90025; **Juan Fernandez**, P.O.  
Box 312, Towaco, NJ (US) 07082; **Paul**  
**McGrath**, 700 Main Rd., Towaco, NJ  
(US) 07082

(\*\*) **Term:** **14 Years**

(21) **Appl. No.:** **29/247,177**

(22) **Filed:** **Jun. 2, 2006**

**Related U.S. Application Data**

(62) Division of application No. 29/230,551, filed on May  
23, 2005, now Pat. No. Des. 533,410.

(51) **LOC (8) Cl.** ..... **07-03**

(52) **U.S. Cl.** ..... **D7/643**

(58) **Field of Classification Search** ..... D7/393,  
D7/395, 401.2, 642-646, 649-653, 662-664,  
D7/688, 695-696; D8/8; D13/106-110,  
D13/118-119, 184; D14/149, 251, 253,  
D14/432, 434, 454; 30/123.5-123.7, 124-125,  
30/128, 142, 143, 147-149, 169, 272.1, 277.4,  
30/286, 293, 304, 316, 329, 340, 342-346,  
30/353, 355, 369, 394; 320/107-115

See application file for complete search history.

(56) **References Cited**

**U.S. PATENT DOCUMENTS**

D317,846 S 7/1991 van Asten

D348,184 S 6/1994 Neshat et al.  
D406,099 S \* 2/1999 Ng et al. .... D13/107  
D411,824 S \* 7/1999 Wilson et al. .... D13/108  
6,185,826 B1 2/2001 Lutz et al.  
D460,326 S 7/2002 Wong et al.  
D492,162 S 6/2004 Wong et al.  
6,854,186 B2 2/2005 Basden et al.  
D508,460 S \* 8/2005 Lodato et al. .... D13/108  
D512,041 S \* 11/2005 La Course .... D14/149  
D532,746 S \* 11/2006 Meyers et al. .... D13/108  
D547,319 S \* 7/2007 Chang .... D14/454  
D548,690 S \* 8/2007 Aglassinger .... D13/108

**FOREIGN PATENT DOCUMENTS**

WO PCT/US03/12351 4/2003  
WO PCT/GB03/02296 12/2003

\* cited by examiner

*Primary Examiner*—Caron D. Veynar

*Assistant Examiner*—Ricky Pham

(57) **CLAIM**

The ornamental design for a safety base, as shown and  
described.

**DESCRIPTION**

FIG. 1 is a left elevational view of the safety base showing our  
new design;

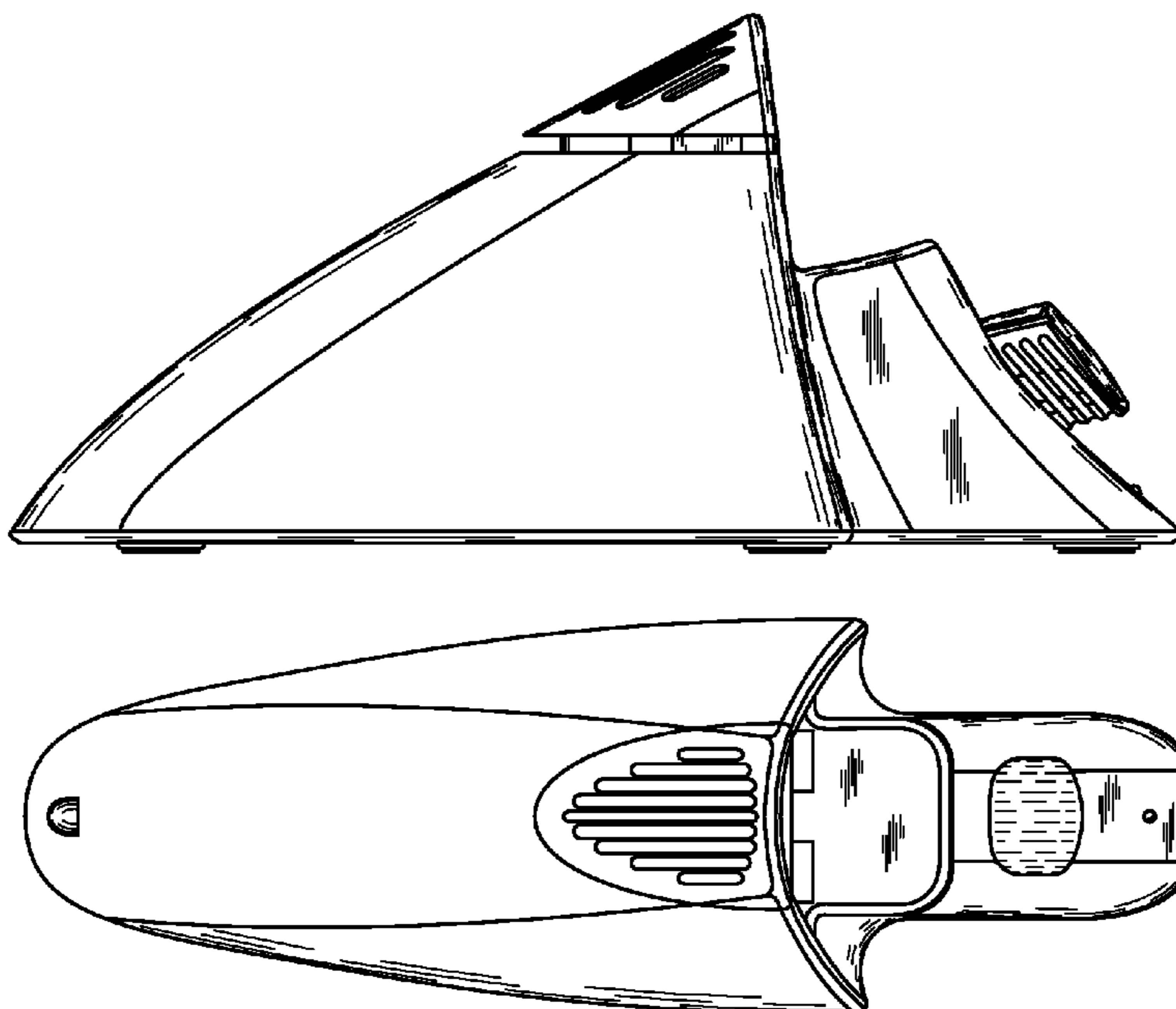
FIG. 2 is a top plan view of the safety base;

FIG. 3 is a rear elevational view of the safety base;

FIG. 4 is a front elevational view of the safety base; and,

FIG. 5 is a bottom plan view of the safety base.

**1 Claim, 2 Drawing Sheets**



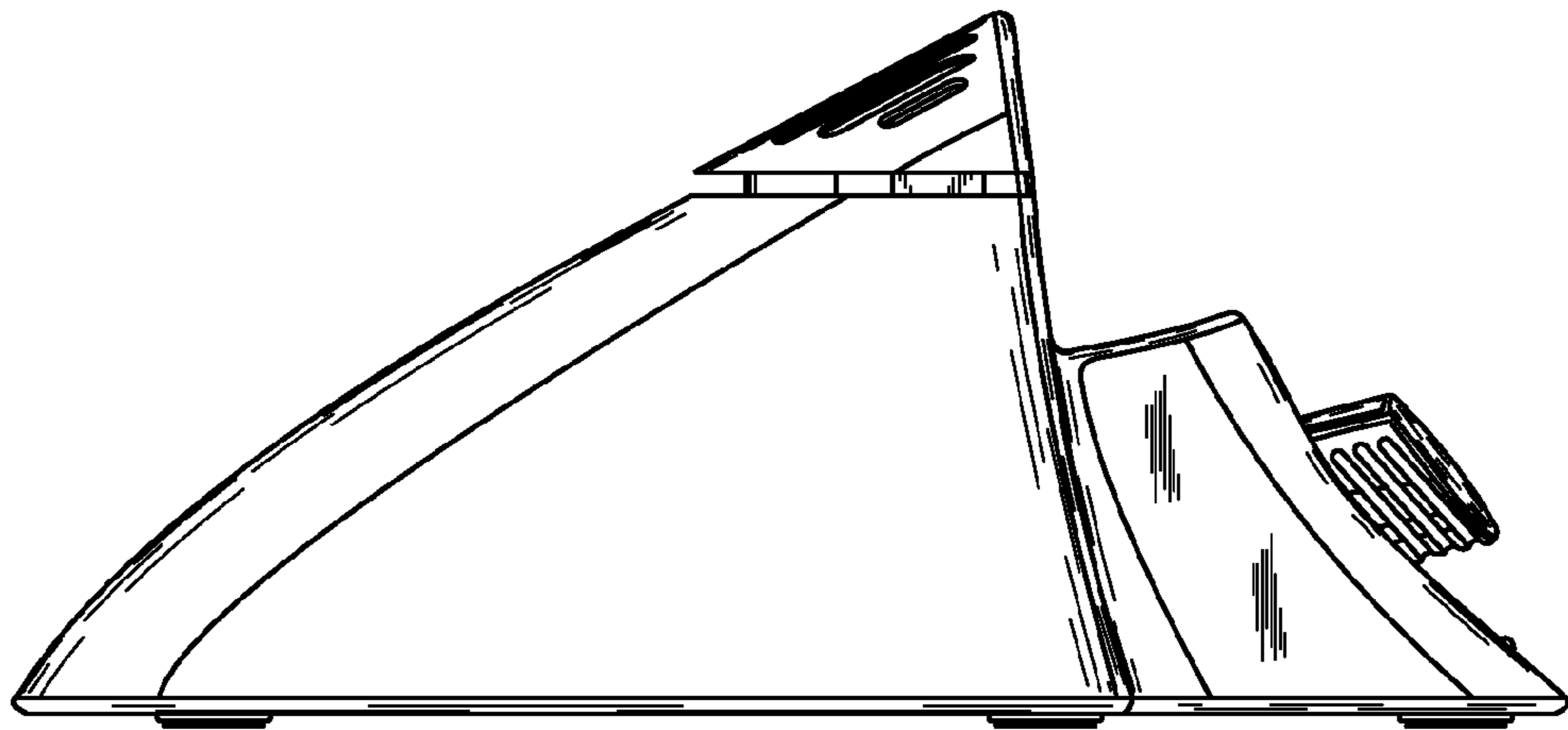


FIG. 1

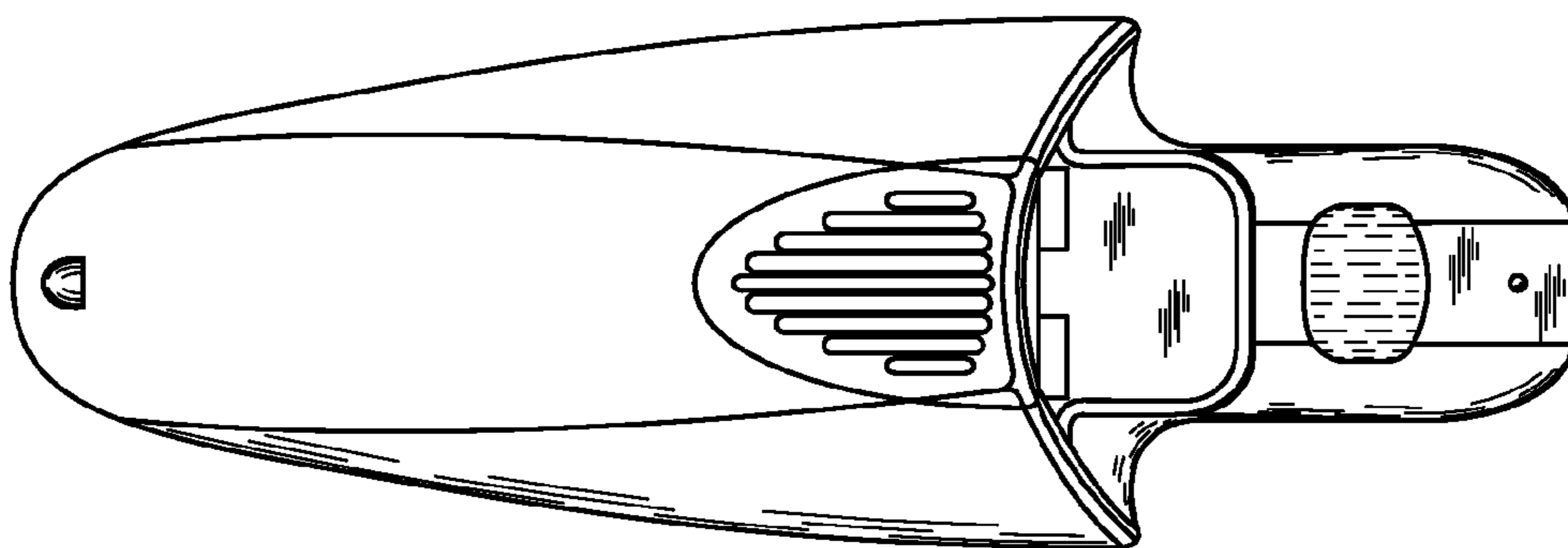


FIG. 2

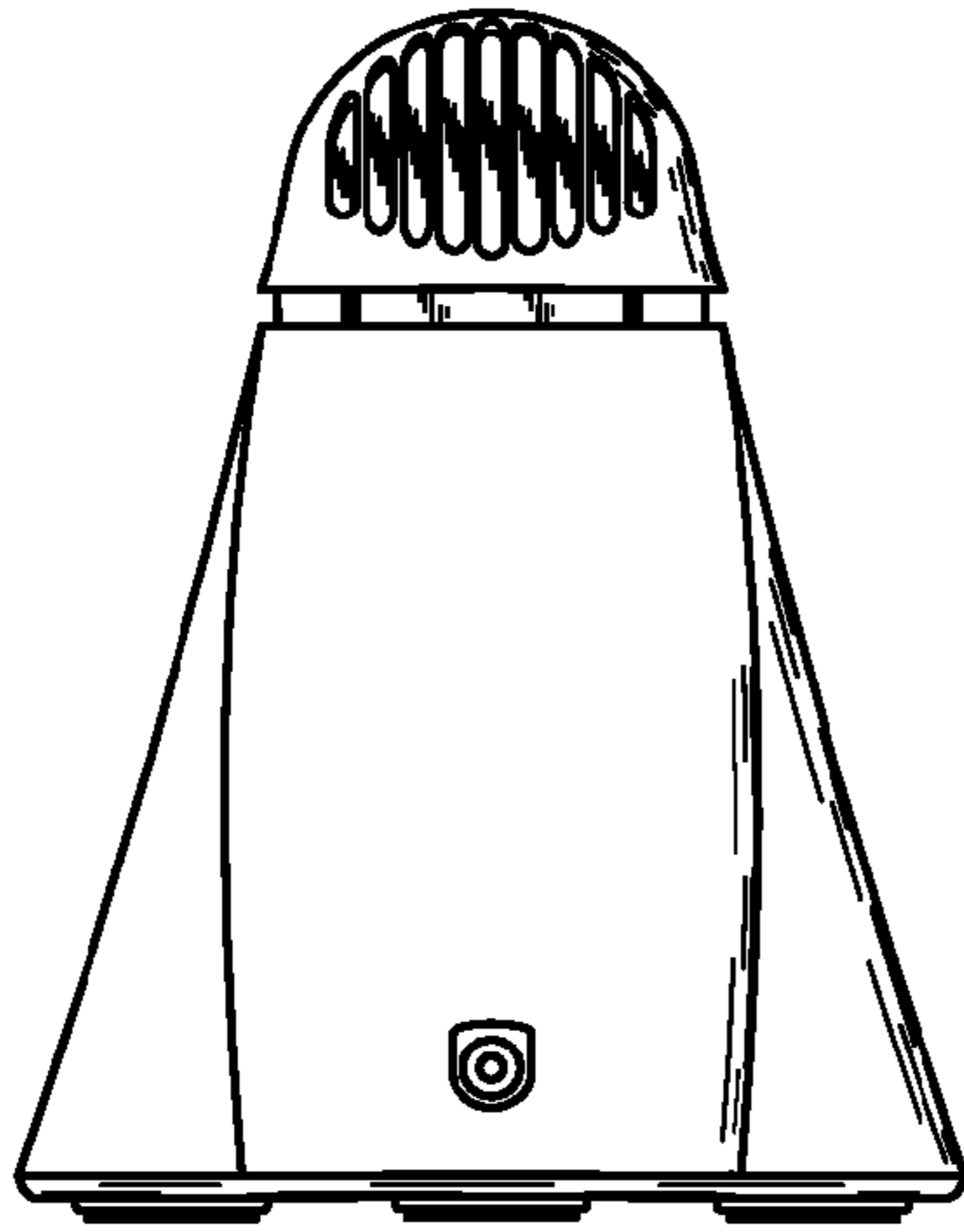


FIG. 3

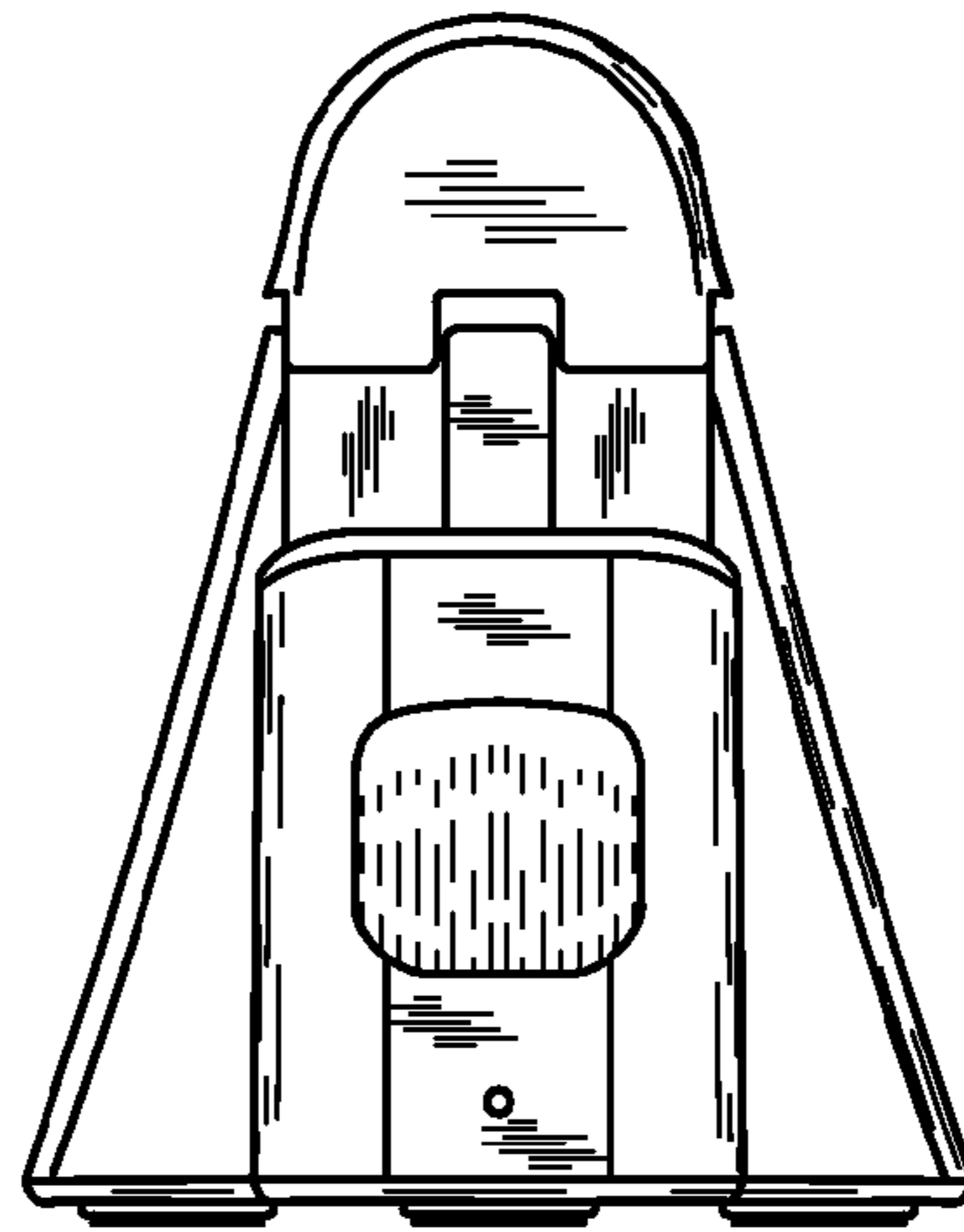


FIG. 4

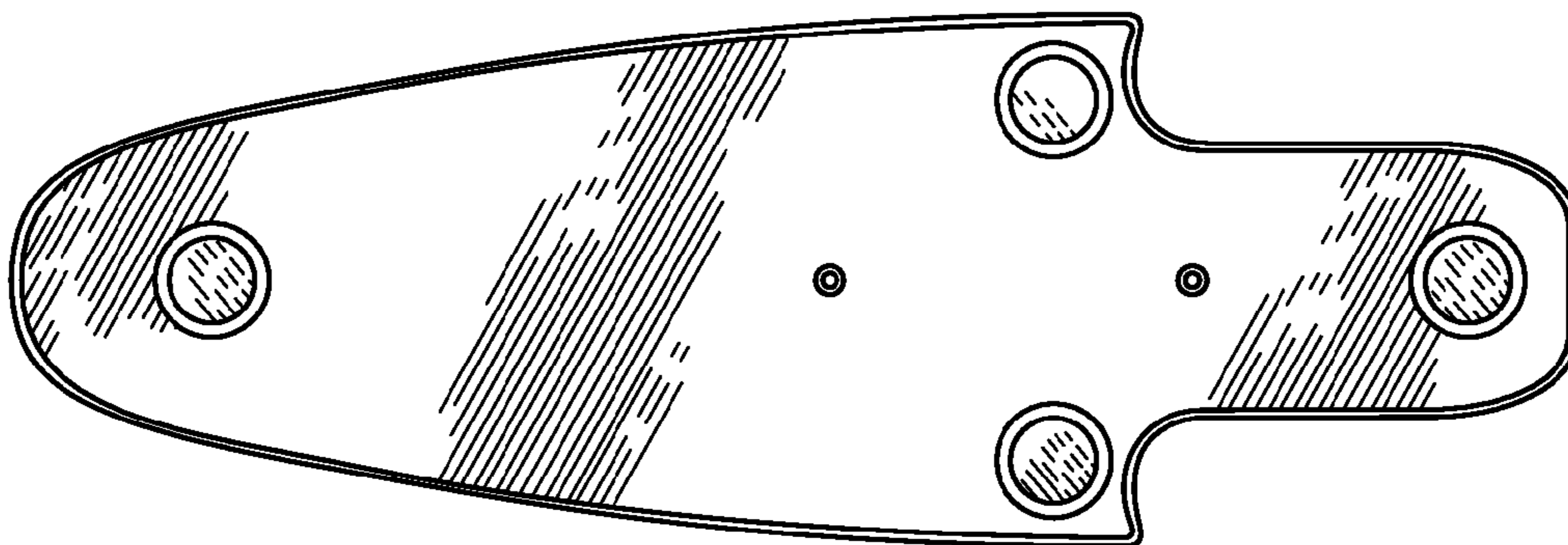


FIG. 5