



US00D573845S

(12) **United States Design Patent**
Yang et al.

(10) **Patent No.:** **US D573,845 S**
(45) **Date of Patent:** **** Jul. 29, 2008**

(54) **CANISTER**

(75) Inventors: **Frank Yang**, Rancho Palos Verdes, CA (US); **Tzu-Hao Wei**, Hacienda Heights, CA (US); **Myk Wayne Lum**, Irvine, CA (US); **Ken Sugimoto**, Irvine, CA (US)

(73) Assignee: **Simplehuman LLC**, Torrance, CA (US)

(**) Term: **14 Years**

(21) Appl. No.: **29/292,885**

(22) Filed: **Oct. 30, 2007**

(51) **LOC (8) Cl.** **07-01**

(52) **U.S. Cl.** **D7/612; D7/317; D7/319**

(58) **Field of Classification Search** D7/612-615,
D7/601, 602, 629, 312-322; 220/315, 324,
220/378, 780-806

See application file for complete search history.

(56) **References Cited**

U.S. PATENT DOCUMENTS

4,091,953 A	5/1978	Daenen	
D278,674 S	5/1985	Tardif et al.	
D284,728 S *	7/1986	Trivison	D7/629
4,872,586 A	10/1989	Landis	
D330,309 S *	10/1992	Minuti	D7/629
D333,758 S	3/1993	Lillelund	
D354,200 S	1/1995	Grappolini	
5,409,126 A	4/1995	DeMars	
D359,201 S	6/1995	Hung	
D376,958 S	12/1996	Blanc	
D381,872 S	8/1997	Lin	
5,868,273 A	2/1999	Daenen et al.	
5,931,332 A	8/1999	Mygatt et al.	

6,050,441 A	4/2000	Kuo	
D438,066 S *	2/2001	Beach et al.	D7/629
6,253,947 B1	7/2001	Yang	
D469,011 S *	1/2003	Miller	D9/424
D493,334 S	7/2004	Yang et al.	
D502,634 S	3/2005	Yang et al.	
D511,655 S *	11/2005	Kim	D7/629
D553,446 S	10/2007	Yang et al.	

* cited by examiner

Primary Examiner—Terry A Wallace

(74) *Attorney, Agent, or Firm*—Liu & Liu

(57) **CLAIM**

The ornamental design for the canister, as shown and described.

DESCRIPTION

FIG. 1 is a right perspective view of a canister showing one embodiment of our new design;

FIG. 2 is a top plan view thereof;

FIG. 3 is a bottom plan view thereof;

FIG. 4 is a right side view thereof (left side view is a mirror image thereof);

FIG. 5 is a rear view thereof;

FIG. 6 is a front view thereof;

FIG. 7 is a right perspective view of a canister showing another embodiment of our new design, with a different overall aspect ratio; and,

FIG. 8 is a right perspective view of a canister showing a further embodiment of our new design, with a further different overall aspect ratio.

1 Claim, 8 Drawing Sheets




FIG.1




FIG.2

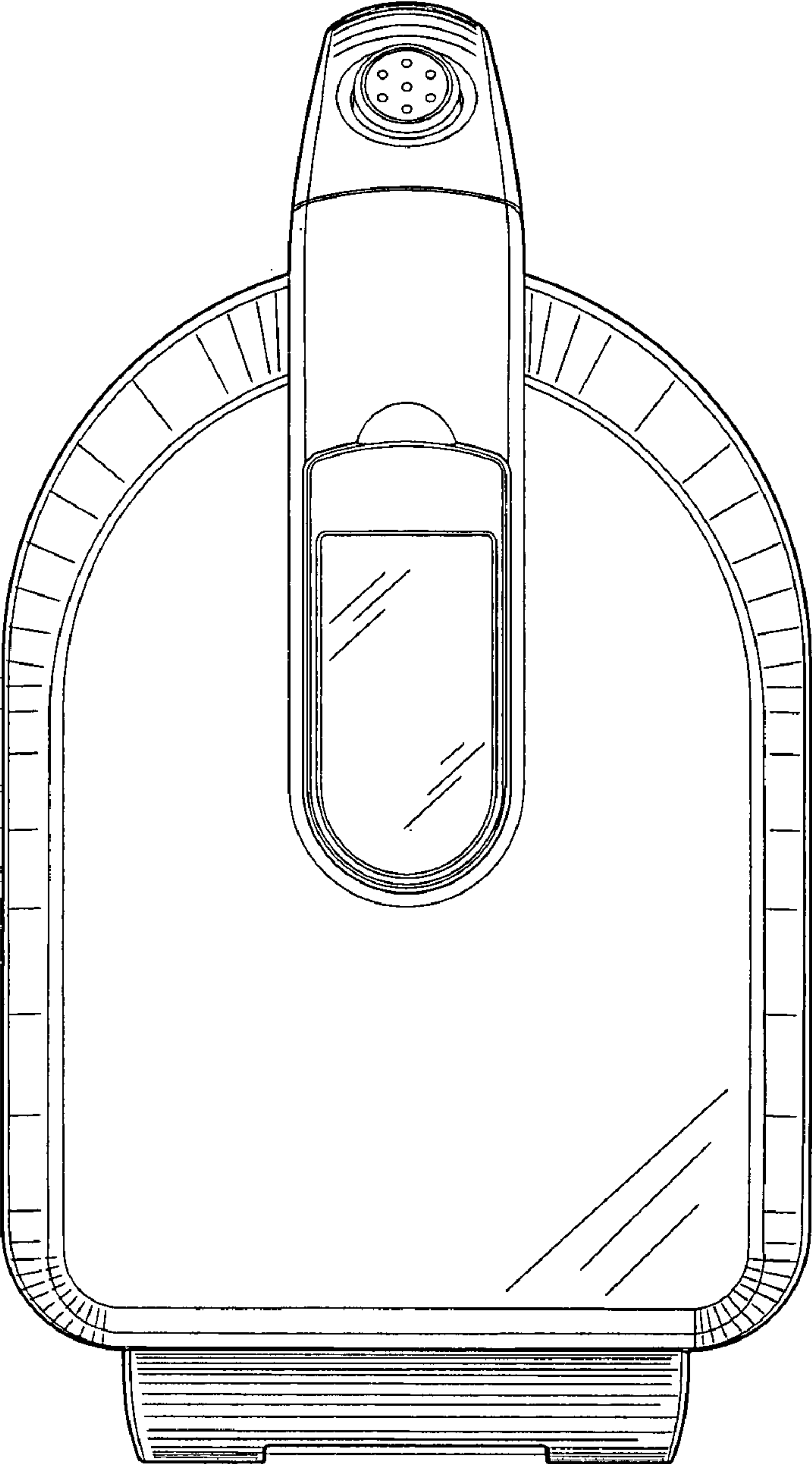


FIG.3




FIG.4




FIG.5

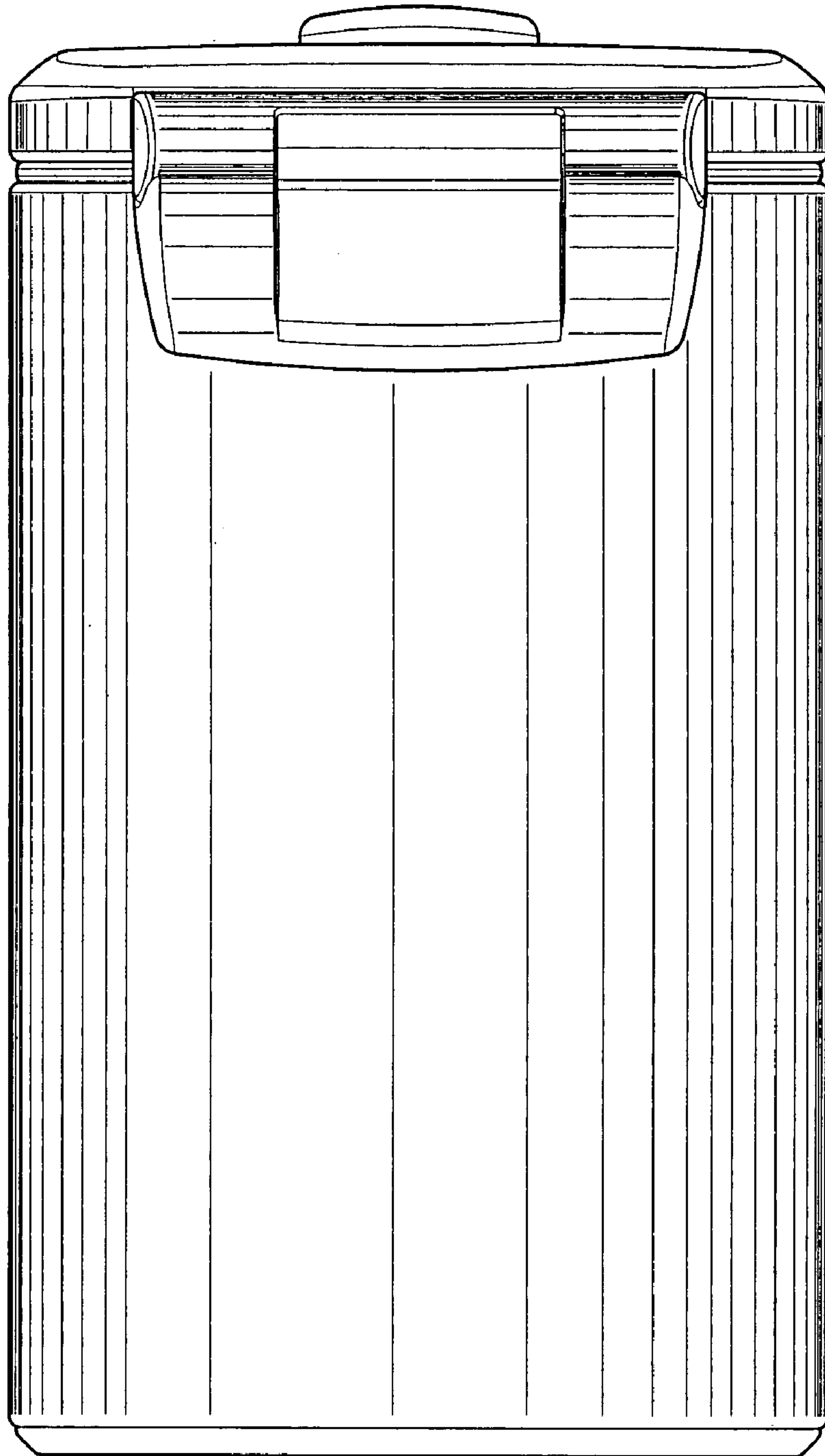


FIG.6

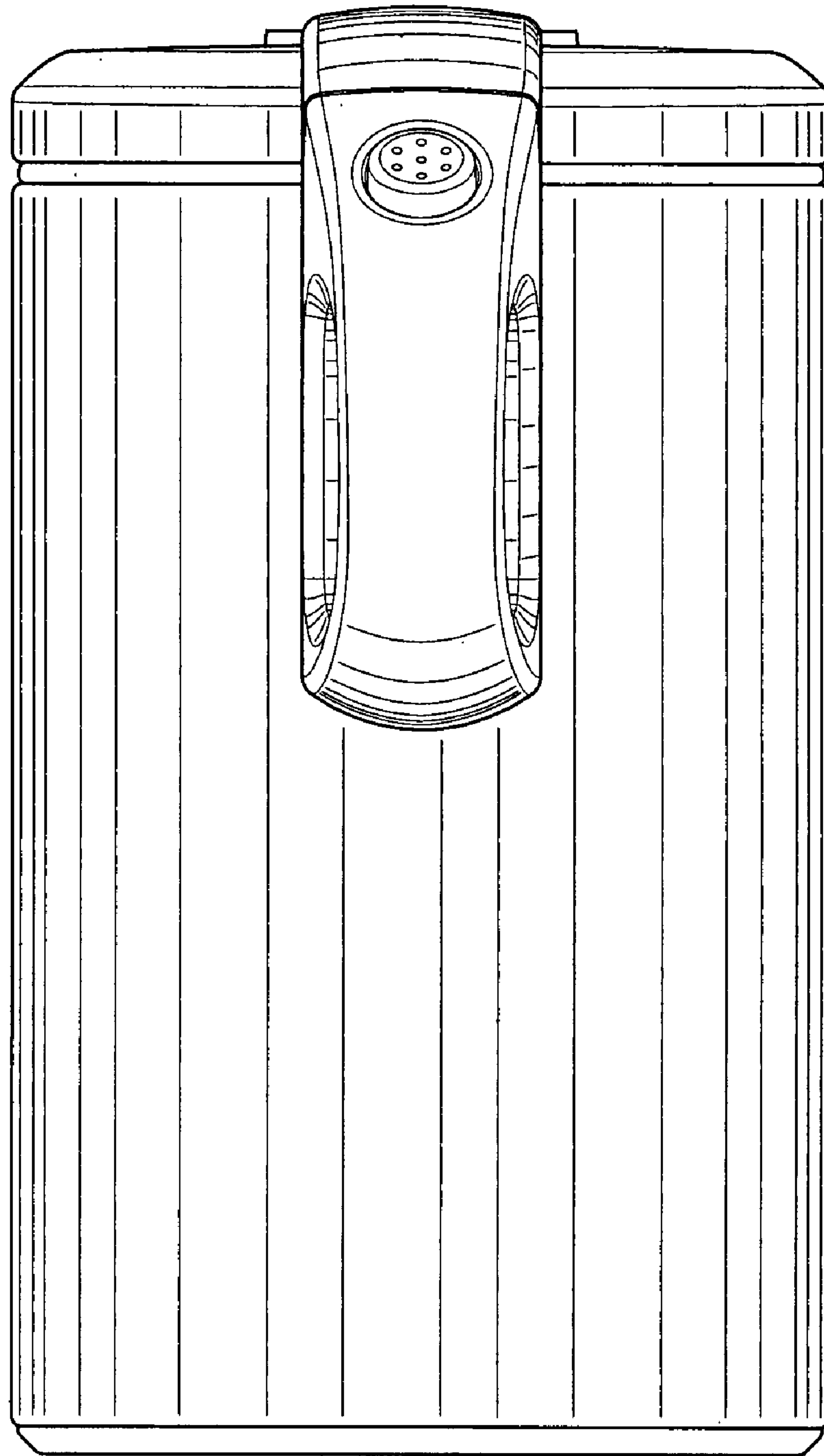


FIG.7

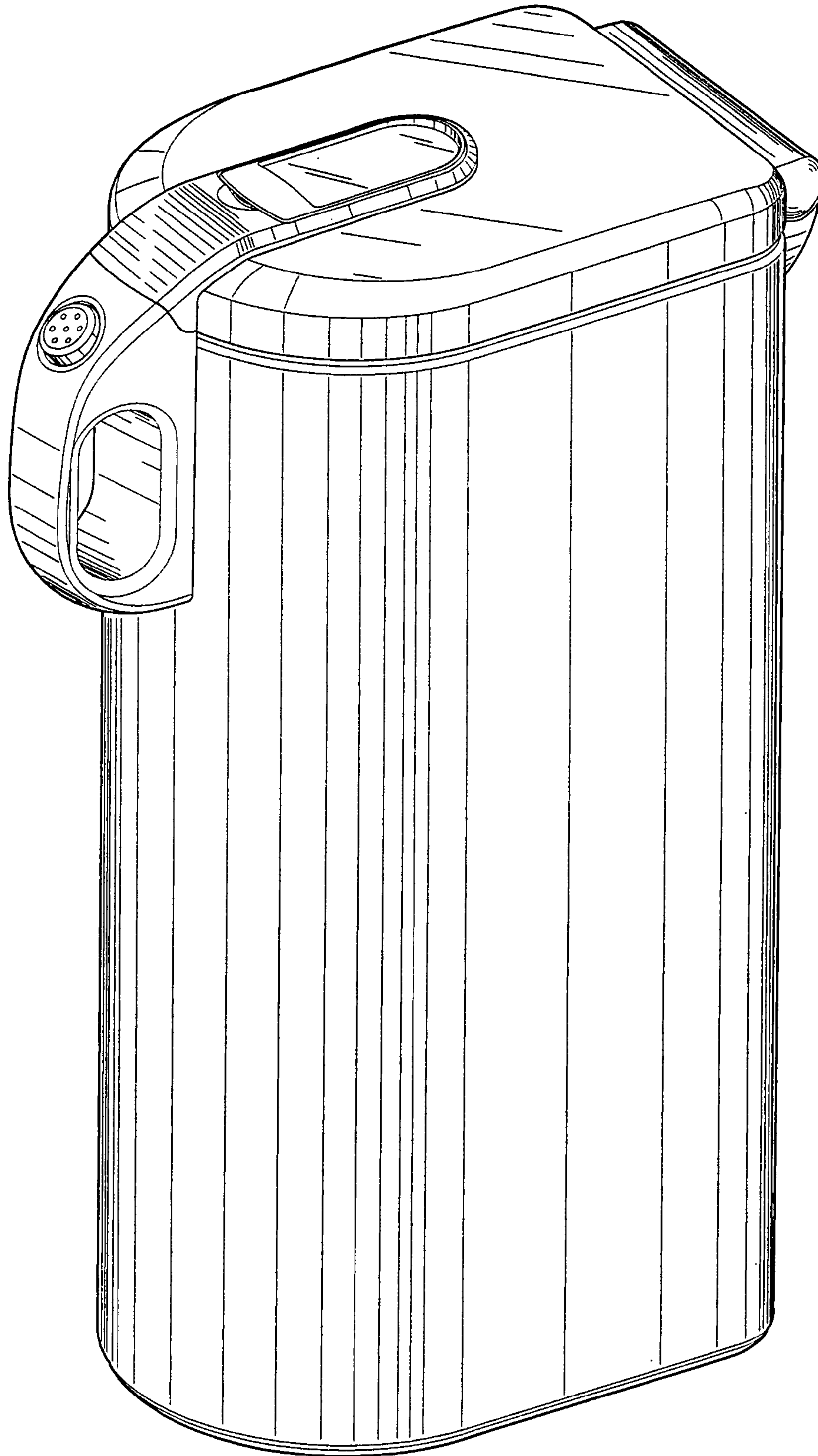


FIG.8

