



US00D573807S

(12) **United States Design Patent**  
**Marin et al.**

(10) **Patent No.:** **US D573,807 S**  
(45) **Date of Patent:** **\*\* Jul. 29, 2008**

(54) **PATIO BED**

(75) Inventors: **Marco Marin**, Venice (IT); **Alfredo Chiaramonte**, Pordenone (IT)

(73) Assignee: **EMU Group S.p.A.**, Marsciano (PG) (IT)

(\*\*) Term: **14 Years**

(21) Appl. No.: **29/249,468**

(22) Filed: **Oct. 7, 2006**

(51) **LOC (8) Cl.** ..... **06-01**

(52) **U.S. Cl.** ..... **D6/383; D6/349; D6/480**

(58) **Field of Classification Search** ..... D6/382, D6/383, 393, 349, 355, 480, 482, 361; 297/461, 297/462; 5/656, 907, 310, 417, 420  
See application file for complete search history.

(56) **References Cited**

**U.S. PATENT DOCUMENTS**

D114,896 S \* 5/1939 Hobson ..... D6/393  
D194,497 S \* 2/1963 Miller ..... D6/361  
D209,898 S \* 1/1968 Ikeda ..... D6/393

D365,218 S \* 12/1995 Russell ..... D6/393  
D487,980 S \* 4/2004 Murphy ..... D6/349  
D535,444 S \* 1/2007 Rahman ..... D30/118  
D546,082 S \* 7/2007 Galante ..... D6/349

\* cited by examiner

*Primary Examiner*—Janice E Seeger

(74) *Attorney, Agent, or Firm*—Themis Intellectual Property Counsel

(57) **CLAIM**

We claim the ornamental design for a patio bed, as shown and described.

**DESCRIPTION**

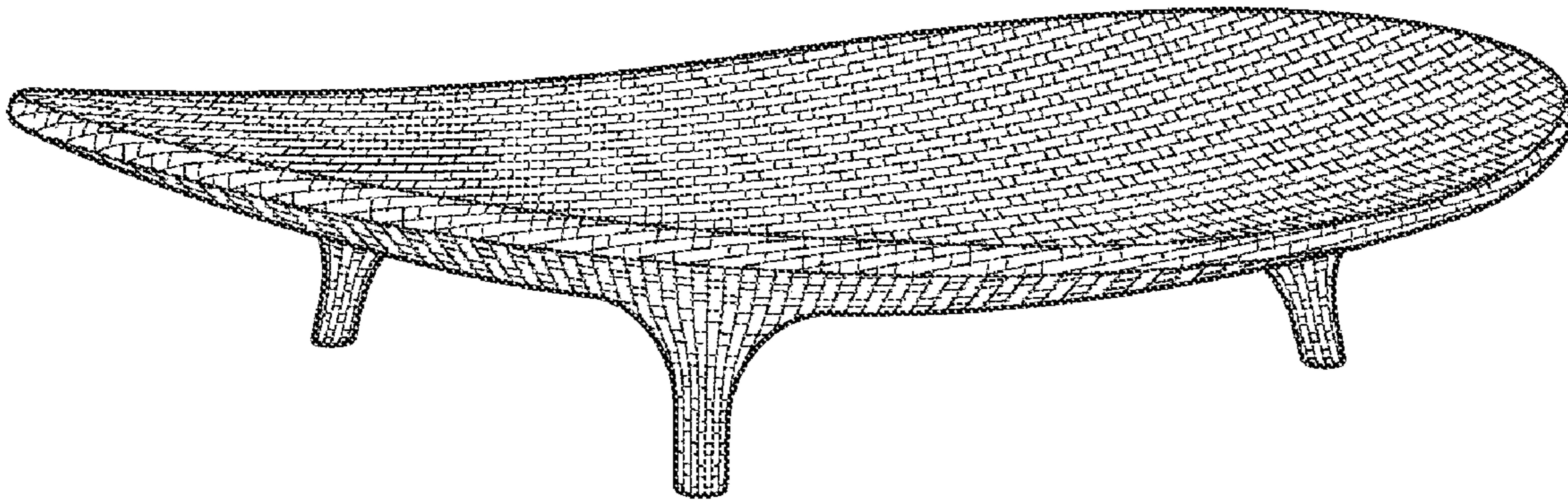
FIG. 1 is a perspective side view of a patio bed showing our new design;

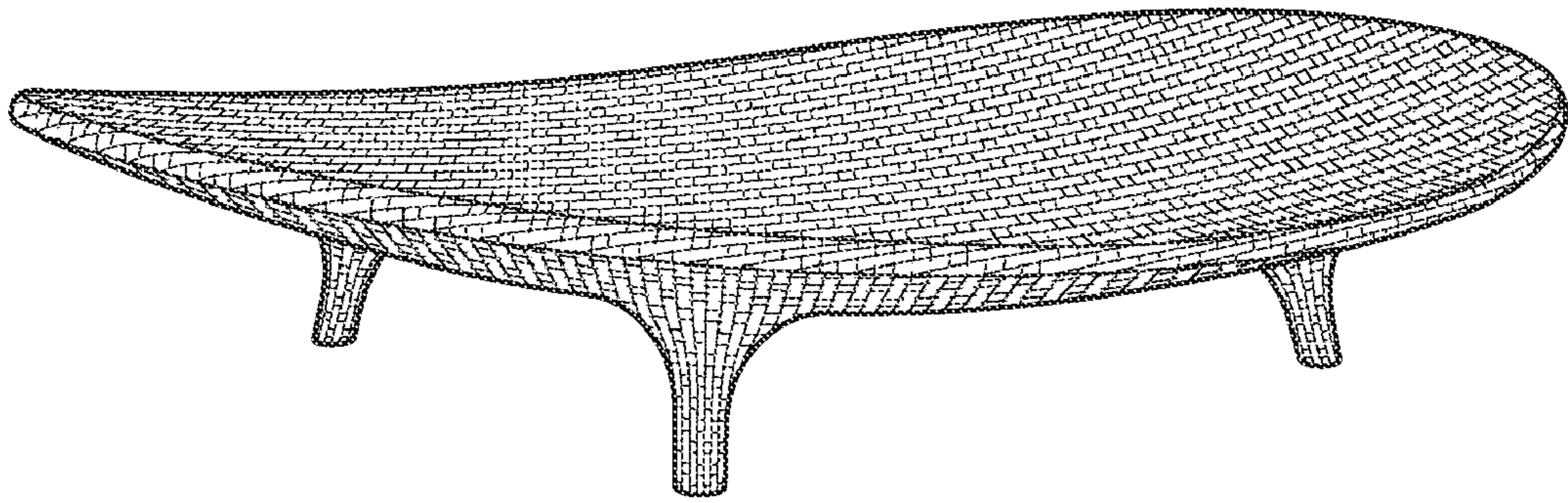
FIG. 2 is a perspective bottom view thereof;

FIG. 3 is a right side elevational view thereof, the left side elevational view being the same as the right side elevational view; and,

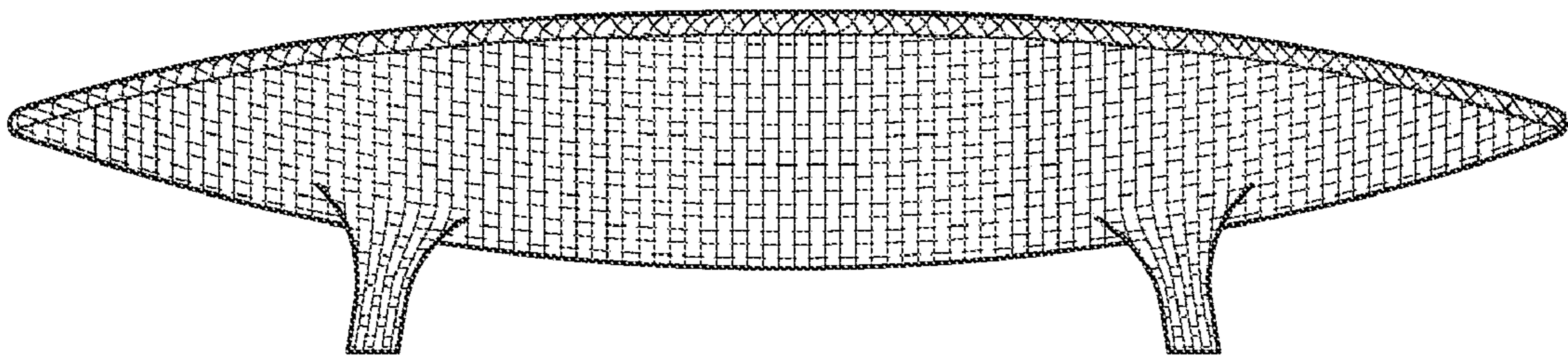
FIG. 4 is a top plan view thereof.

**1 Claim, 2 Drawing Sheets**

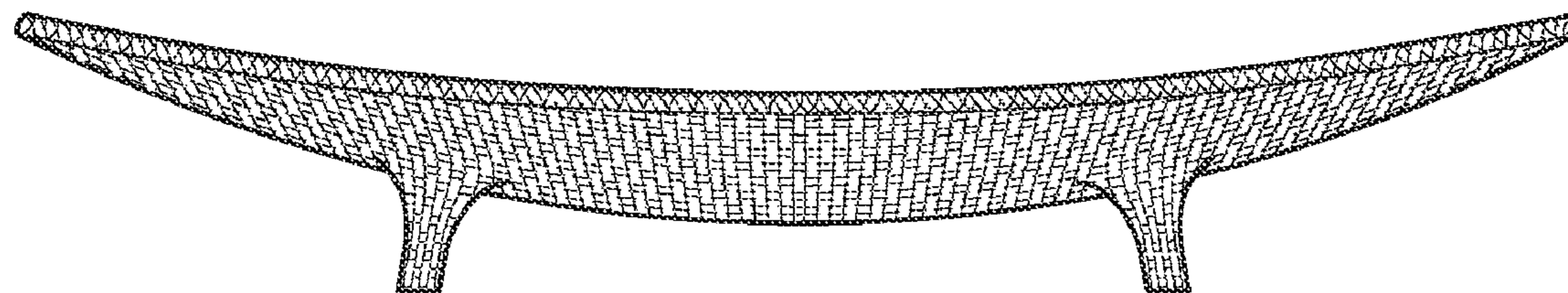




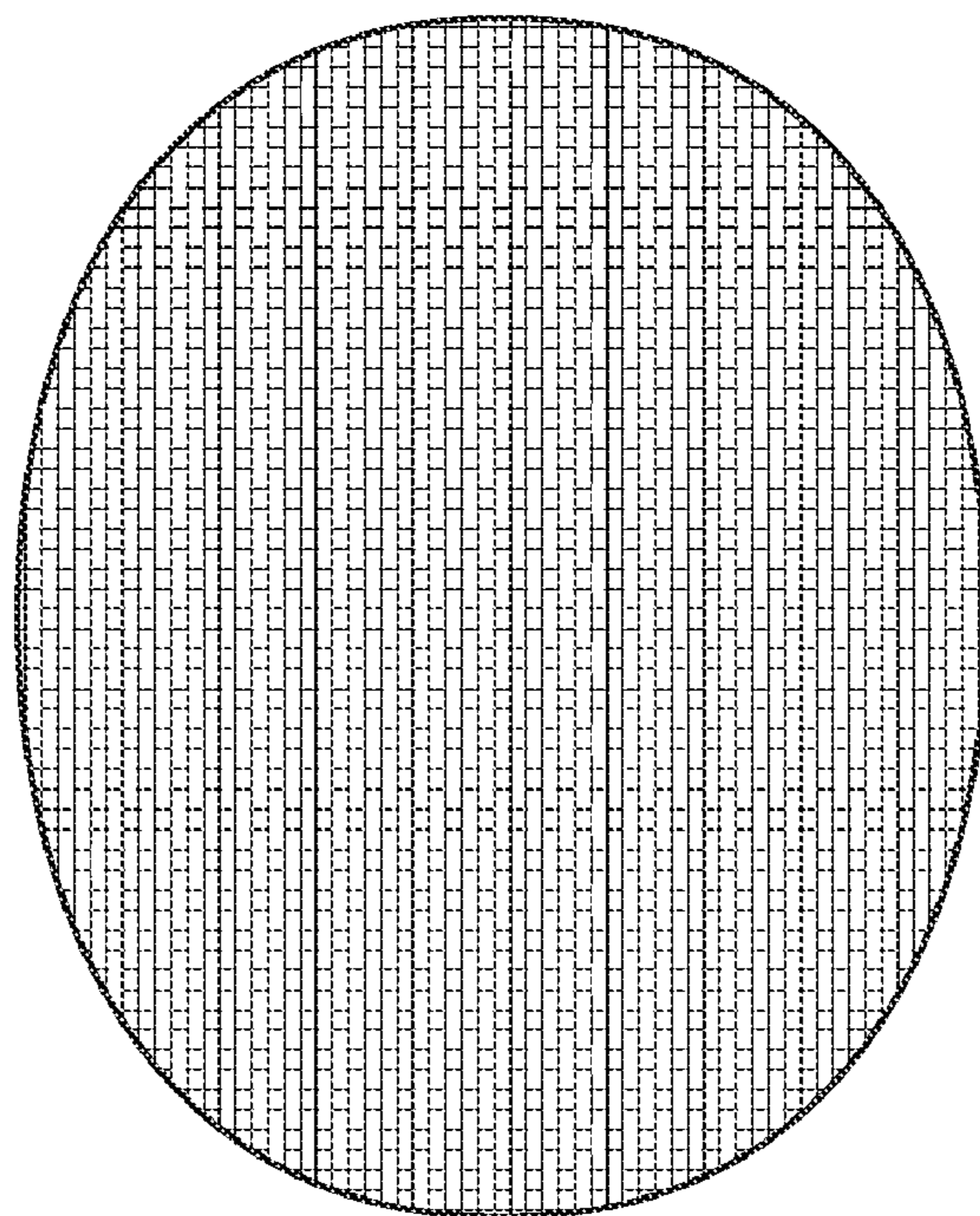
**FIG. 1**



**FIG. 2**



**FIG. 3**



**FIG. 4**