



US00D573805S

(12) **United States Design Patent**
Pluer

(10) **Patent No.:** **US D573,805 S**
(45) **Date of Patent:** **** Jul. 29, 2008**

(54) **CHAIR FRAME**

(75) Inventor: **Robert Pluer**, Nokomis, FL (US)

(73) Assignee: **Suncoast Aluminum Furniture, Inc.**,
Ft. Myers, FL (US)

(**) Term: **14 Years**

(21) Appl. No.: **29/234,374**

(22) Filed: **Jul. 18, 2005**

(51) **LOC (8) Cl.** **06-01**

(52) **U.S. Cl.** **D6/375**

(58) **Field of Classification Search** D6/334-335,
D6/374-376, 371-372, 379-380, 500-502;
297/445.1, 446.1, 411.42, 411.43, 452.18,
297/452.19, 448.1, 452.63

See application file for complete search history.

(56) **References Cited**

U.S. PATENT DOCUMENTS

D163,449 S	5/1951	Eiseman	D6/375
D181,729 S	12/1957	Jones et al.		
D202,104 S	8/1965	Malchior		
D211,334 S	6/1968	Schultz		
D235,712 S	7/1975	Laylon		
D259,078 S	5/1981	Deconinck		
D260,826 S	9/1981	Steinberger		
D264,150 S	5/1982	Caldwell		
D274,022 S	5/1984	Caldwell		

(Continued)

(Continued)

OTHER PUBLICATIONS

U.S. Appl. No. 29/234,392, Bell, filed Jul. 15, 2005.

U.S. Appl. No. 29/234,380, Bell, filed Jul. 18, 2005.

U.S. Appl. No. 29/234,390, Bell, filed Jul. 18, 2005.

U.S. Appl. No. 29/234,495, Caldwell, filed Jul. 19, 2005.

Suncoast Aluminum Furniture 1999-2000 Product Catalog, p. 3
(Aug. 1999).

Suncoast Aluminum Furniture 2002-2003 Product Catalog, pp. 16,
22, 26, 28, 30, 38 (Aug. 2002).

Primary Examiner—Caron D. Veynar

Assistant Examiner—Abraham Bahta

(74) *Attorney, Agent, or Firm*—Laura G. Barrow

(57) **CLAIM**

The ornamental design of a chair frame, as shown and described.

DESCRIPTION

FIG. 1 is a perspective view of the chair frame showing my new design. The chair seat and backrest member shown in phantom are for illustrative purposes only, namely to show the intended use of the chair frame, and thus those features shown in phantom form no part of the claimed chair frame design.

FIG. 2 is front view of the design shown in FIG. 1.

FIG. 3 is a rear view of the design shown in FIG. 1.

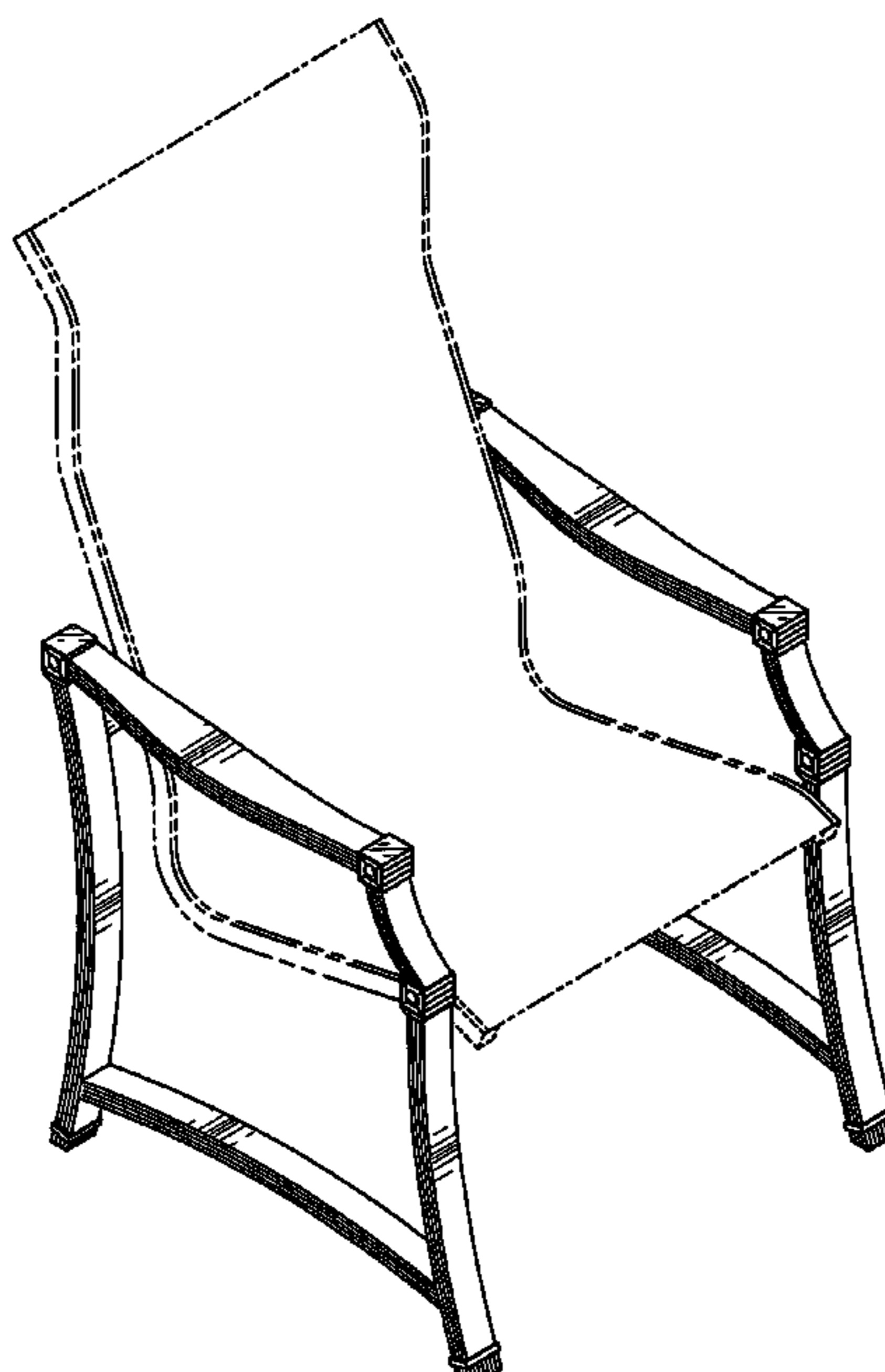
FIG. 4 is a right side view of the design shown in FIG. 1, with double broken lines drawn through the chair frame, namely the arm rest, lower leg bracket, and back and rear vertical legs, to indicate that no particular length or height is claimed. The double broken lines form no part of the claimed design.

FIG. 5 is a left side view of FIG. 1, the right side is a mirror image thereof;

FIG. 6 is a top view of the design shown in FIG. 1; and,

FIG. 7 is a bottom view of the design shown in FIG. 1.

1 Claim, 4 Drawing Sheets



US D573,805 S

Page 2

U.S. PATENT DOCUMENTS

D277,346 S	*	1/1985	Steinberger	D6/374	D426,717 S	6/2000	Frinier	
D278,105 S		3/1985	Ridenour	D6/379	D426,975 S	6/2000	Gaylord et al.	D6/376
D279,243 S		6/1985	Vanderminden	D6/379 X	D429,424 S	8/2000	Vanderminden, Sr.	D6/375
D316,491 S		4/1991	Frinier		D431,727 S	10/2000	Bell	
D326,373 S		5/1992	Hess		D431,728 S	10/2000	Bell	
D332,355 S		1/1993	Maruya et al.		D435,978 S	1/2001	Pluer	
D340,143 S		10/1993	Caldwell		D438,397 S	3/2001	Pluer	
D340,146 S		10/1993	Caldwell		D438,398 S	3/2001	Frinier	
D340,359 S		10/1993	Caldwell		D440,065 S	4/2001	Goodman	
D340,364 S		10/1993	Caldwell		D440,423 S	4/2001	Frinier	
D341,266 S		11/1993	Caldwell		D442,383 S	5/2001	Bell	
D341,492 S		11/1993	Caldwell		D442,384 S	5/2001	Gonsalves	
D341,496 S		11/1993	Caldwell		D443,444 S	6/2001	Caldwell	
D342,391 S		12/1993	Caldwell		D443,994 S	6/2001	Caldwell	
D342,630 S		12/1993	Caldwell		D446,660 S	8/2001	Pluer	
D343,302 S		1/1994	Caldwell		D446,957 S	8/2001	Caldwell	
D343,964 S		2/1994	Gibbs	D6/374	D448,188 S	9/2001	Caldwell	
D345,262 S		3/1994	Caldwell		D448,194 S	9/2001	Caldwell	
D346,910 S		5/1994	Caldwell		D448,195 S	9/2001	Caldwell	
D354,632 S		1/1995	Caldwell		D450,468 S	11/2001	Caldwell	
D359,172 S		6/1995	Arthur, Jr.	D6/379	D452,082 S	12/2001	Pluer	
D359,858 S		7/1995	Arthur, Jr.	D6/379 X	D452,083 S	12/2001	Pluer	
D362,557 S		9/1995	Escalona		D459,101 S	6/2002	Pluer	
D364,750 S		12/1995	Alorda Escalona	D6/379	D463,151 S	9/2002	Liu	
D364,972 S		12/1995	Caldwell		D463,152 S	9/2002	Liu	
D364,973 S		12/1995	de Reuver		D465,347 S	11/2002	Bell	
D369,477 S		5/1996	Arthur, Jr.		D465,670 S	11/2002	Bell	
D370,359 S		6/1996	Tseng	D6/379 X	D469,616 S	2/2003	Caldwell	
D371,684 S		7/1996	Caldwell		D478,222 S	8/2003	Caldwell	
D371,685 S		7/1996	Caldwell		D478,429 S	8/2003	Caldwell	
D371,686 S		7/1996	Caldwell		D482,541 S	11/2003	Pluer	
D372,806 S		8/1996	Martin	D6/379	D482,542 S	11/2003	Pluer	
D376,938 S		12/1996	Caldwell		D482,886 S	12/2003	Varshney et al.	
D383,616 S		9/1997	Caldwell		D486,660 S	2/2004	Tseng	
D388,969 S		1/1998	Goodman		D491,382 S	6/2004	Caldwell	
D390,028 S		2/1998	Caldwell		D496,172 S	9/2004	Pluer	
D394,560 S		5/1998	Lowman et al.		D497,491 S	10/2004	Pluer	
D411,925 S		7/1999	Frinier		D502,017 S	*	2/2005	Tseng
D415,623 S		10/1999	Lin	D6/379 X	D502,332 S	*	3/2005	Pluer
D415,624 S		10/1999	Caldwell		D511,629 S	*	11/2005	Caldwell
D417,345 S		12/1999	Bell et al.		D534,366 S	*	1/2007	Grosfillex

* cited by examiner

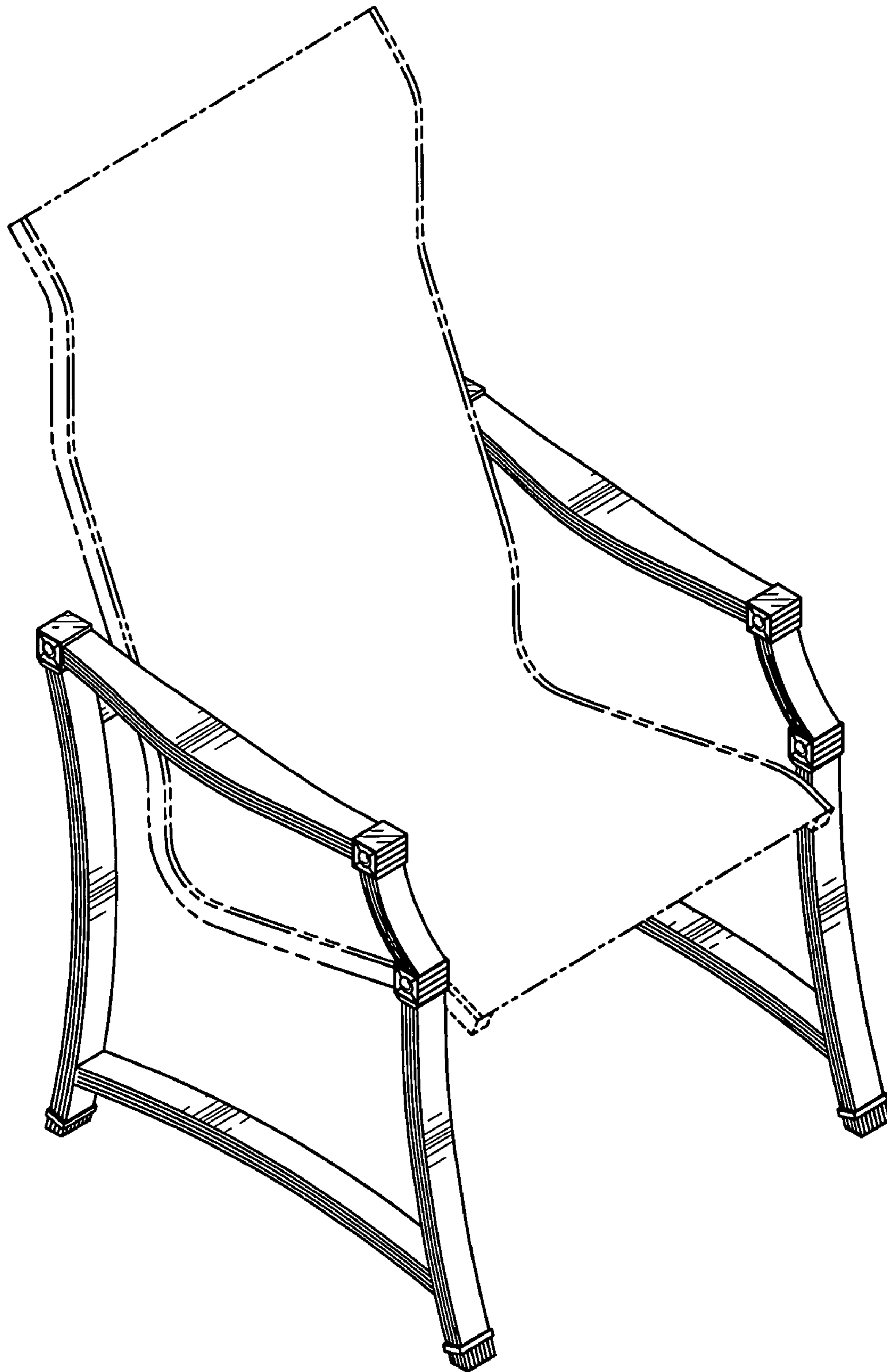


Fig. 1

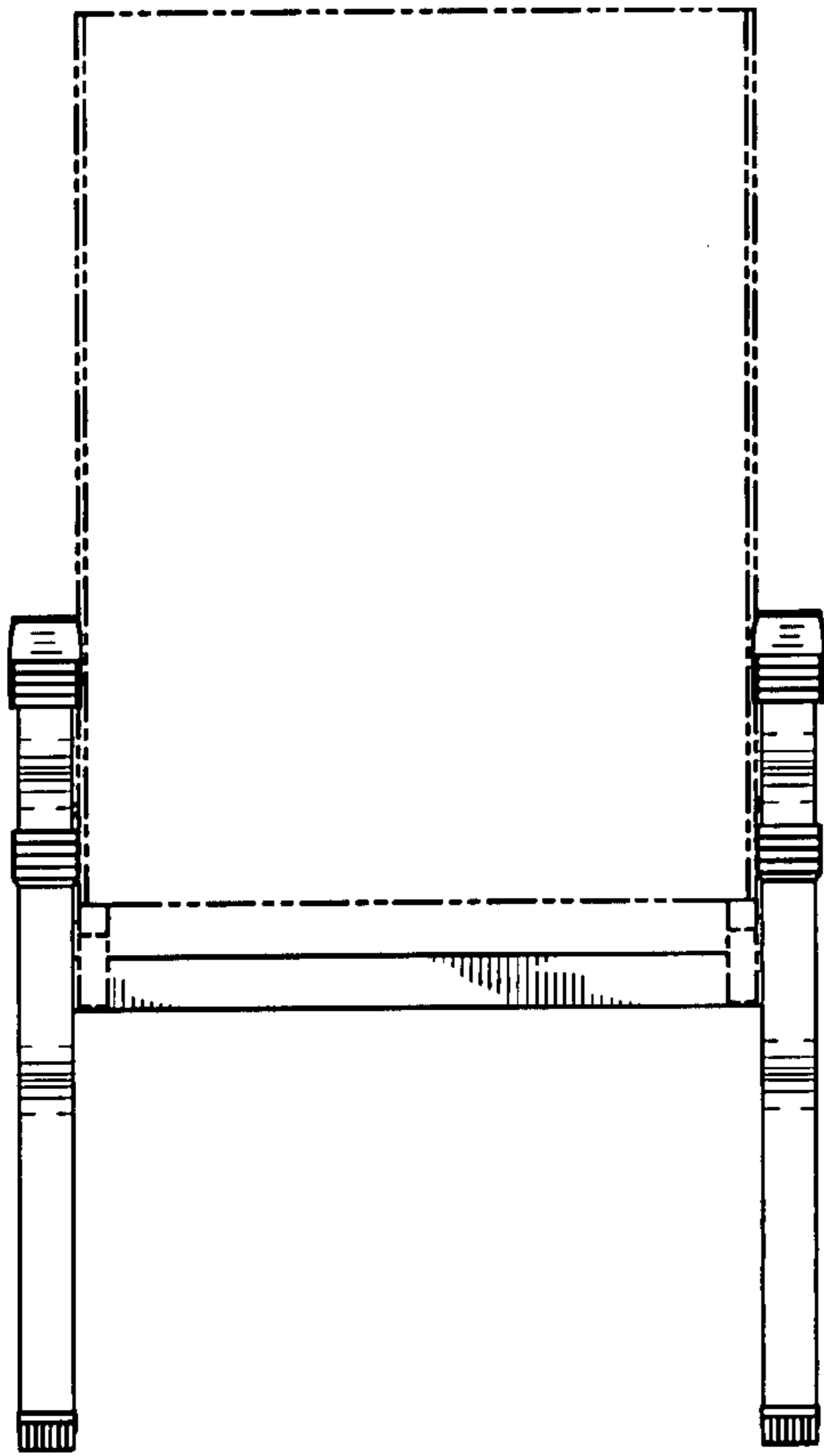


Fig. 2

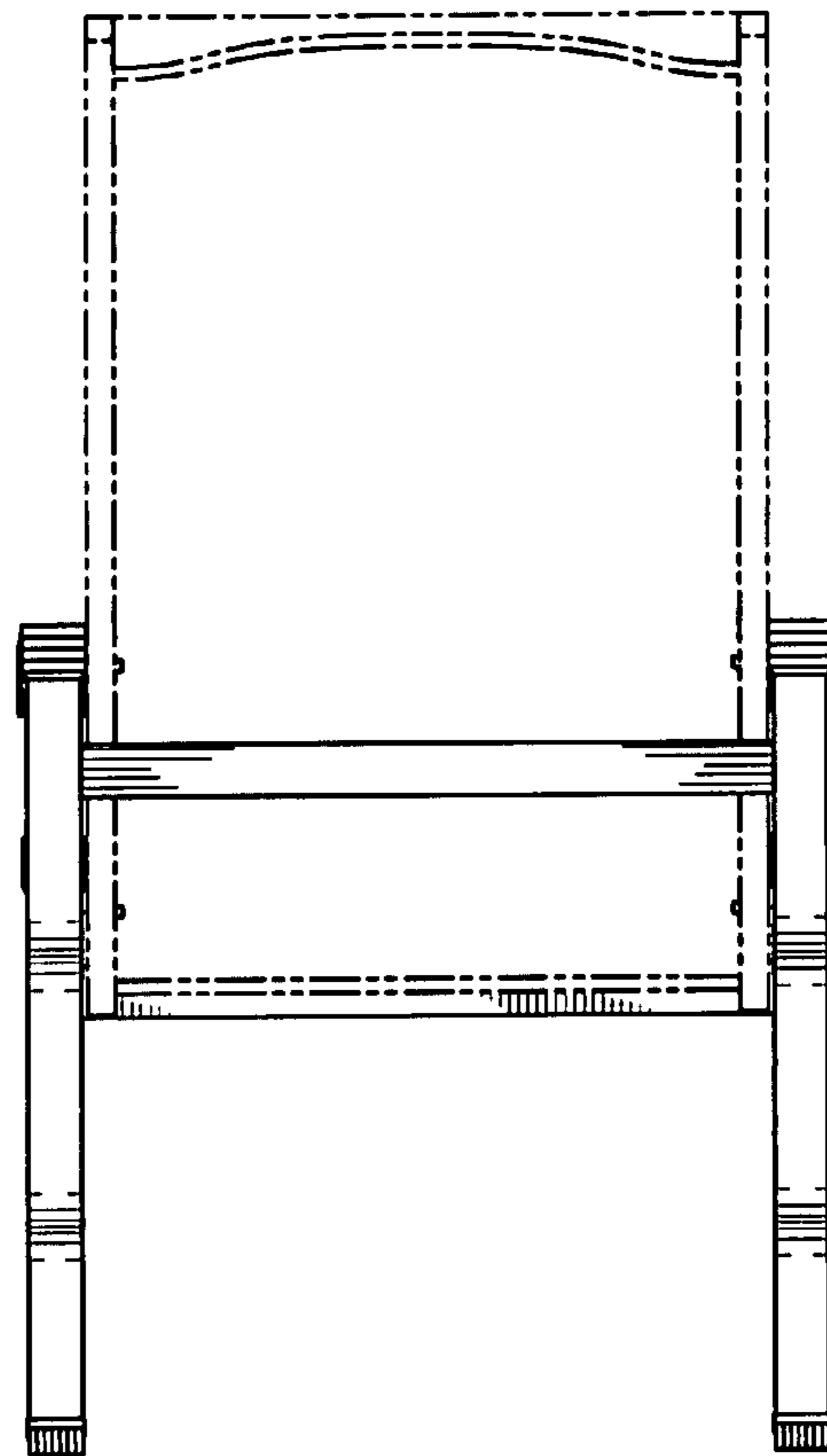


Fig. 3

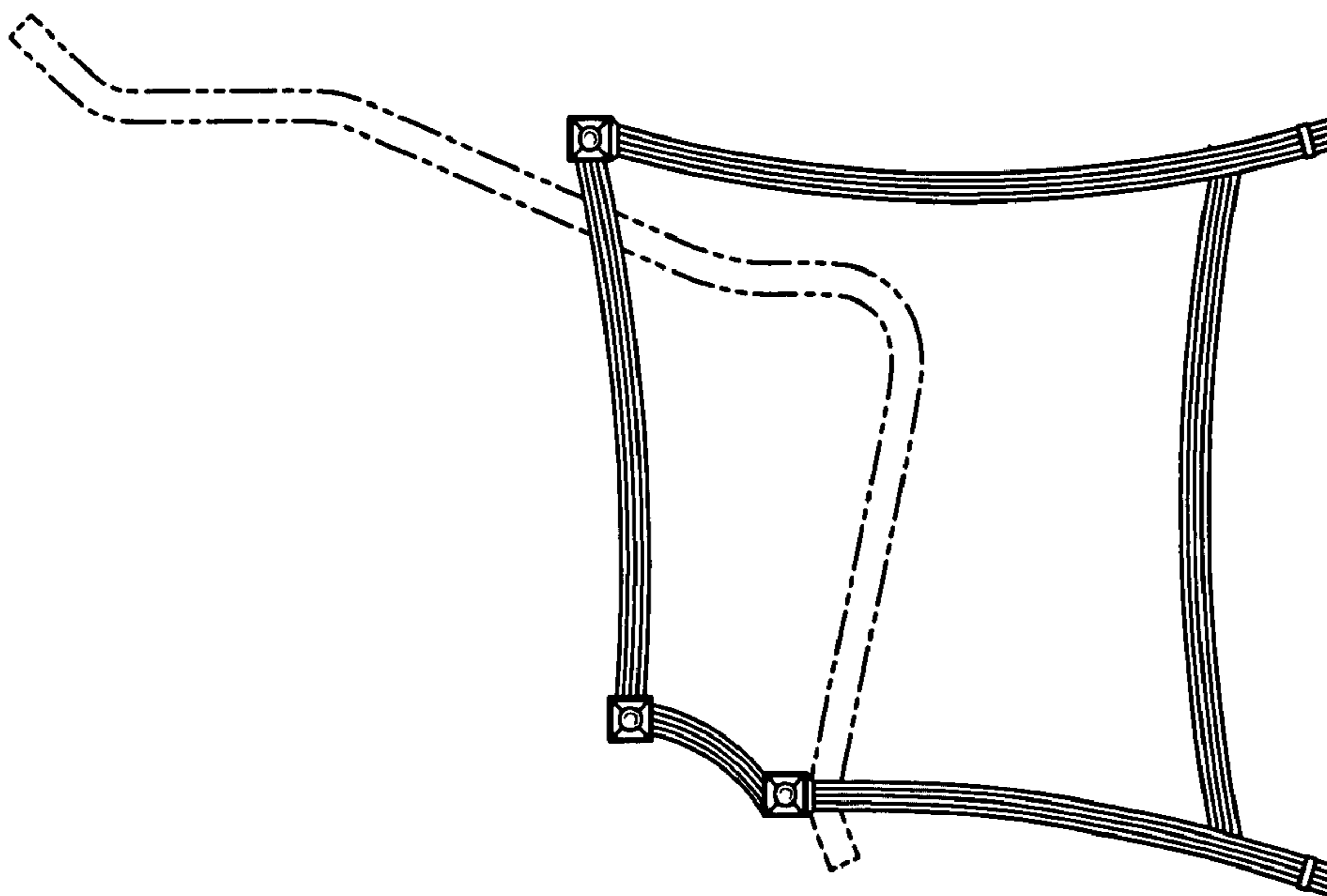


Fig. 5

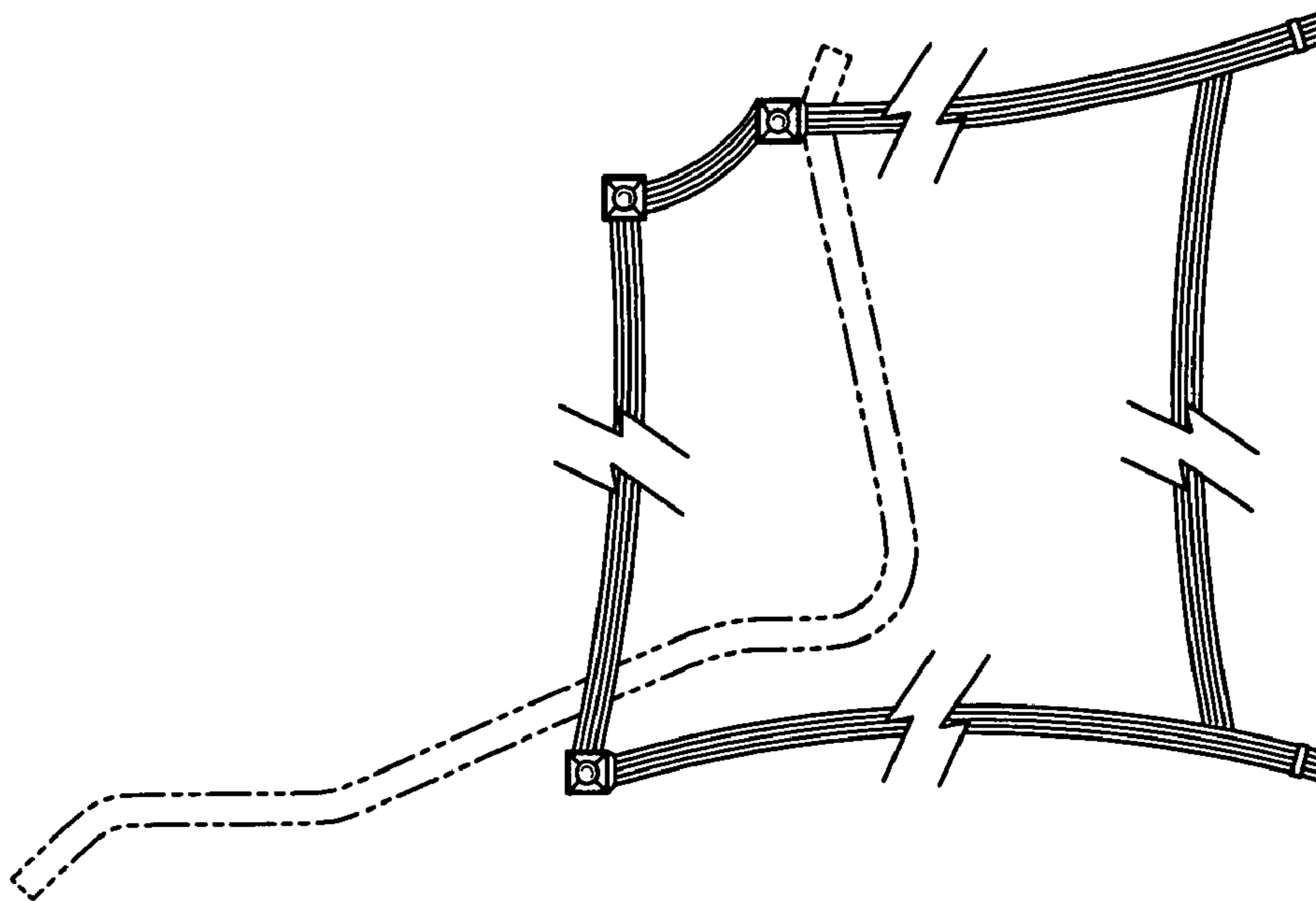


Fig. 4

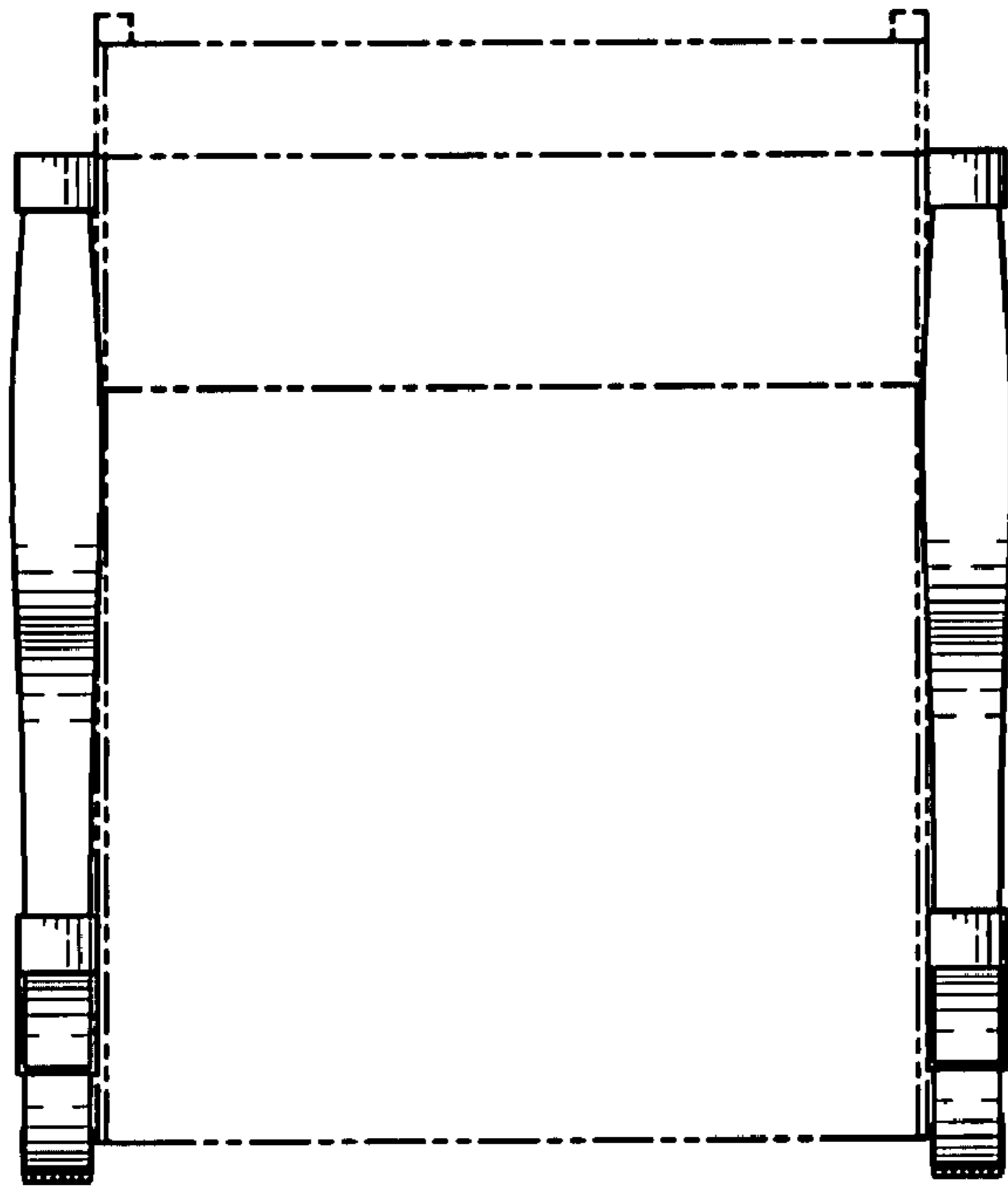


Fig. 6

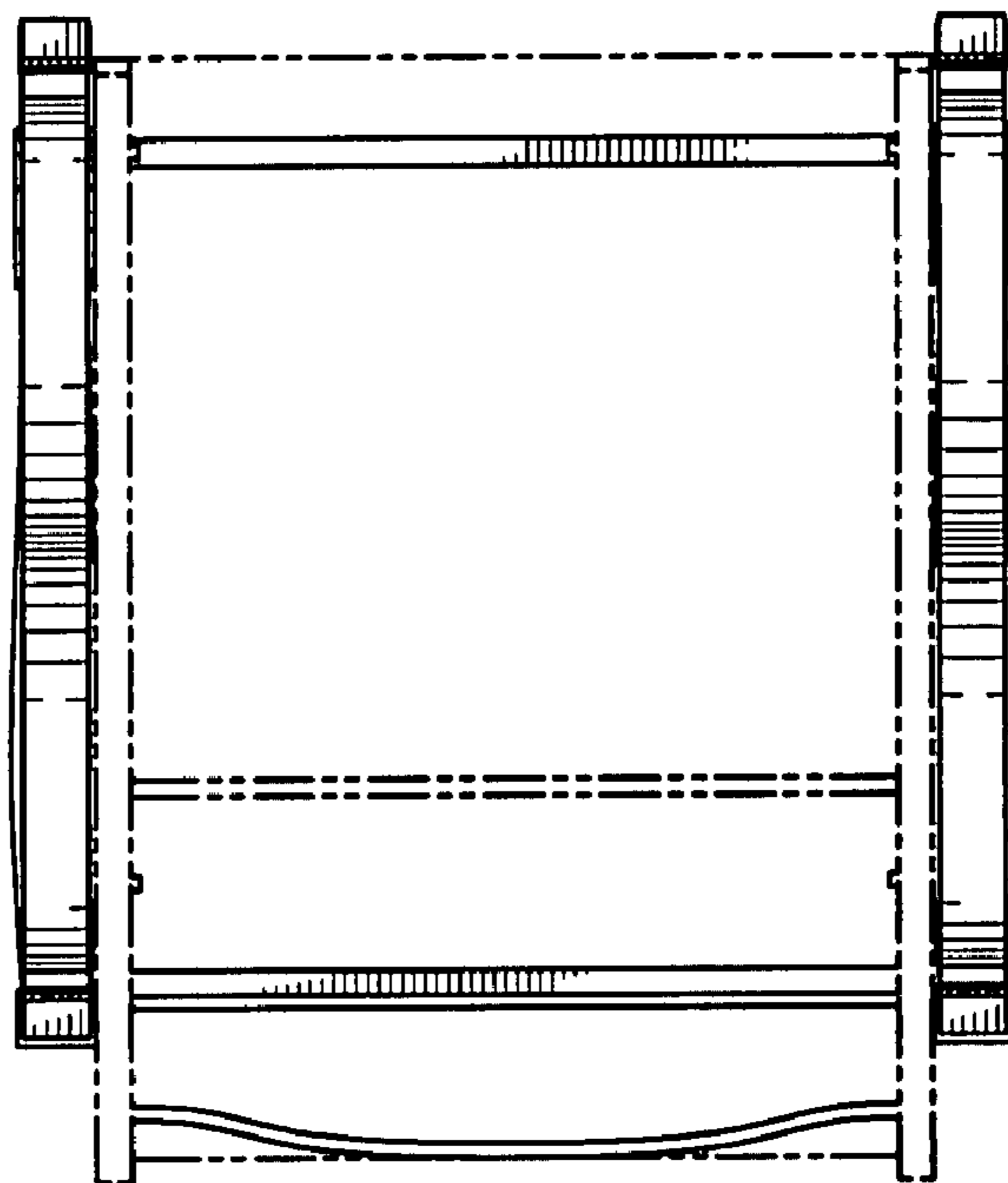


Fig. 7