



US00D573780S

(12) **United States Design Patent**  
**Davis et al.**

(10) **Patent No.:** **US D573,780 S**  
(45) **Date of Patent:** **\*\* Jul. 29, 2008**

(54) **FOOTWEAR SOLE**

(75) Inventors: **David Lee Davis**, Newport Beach, CA (US); **Matthew Gene Tremblay**, Laguna Beach, CA (US)

(73) Assignee: **Oakley, Inc.**, Foothill Ranch, CA (US)

(\*\*) Term: **14 Years**

(21) Appl. No.: **29/289,923**

(22) Filed: **Aug. 6, 2007**

(51) **LOC (8) Cl.** ..... **02-04**

(52) **U.S. Cl.** ..... **D2/960; D2/951; D2/953; D2/957**

(58) **Field of Classification Search** ..... D2/902, D2/947, 949, 951, 952, 953, 957, 959, 960; 36/3 B, 22 R, 24.5, 25 R, 32 R, 59 C, 103  
See application file for complete search history.

(56) **References Cited**

**U.S. PATENT DOCUMENTS**

861,846	A *	7/1907	Henricks	.....	36/3 B
D129,700	S *	9/1941	Crossman	.....	D2/960
D133,176	S *	7/1942	Gregg	.....	D2/960
2,405,498	A *	8/1946	Gregg	.....	36/32 R
3,507,059	A *	4/1970	Vietas	.....	36/59 R
D244,642	S *	6/1977	Famolare, Jr.	.....	D2/957
D245,734	S *	9/1977	Jacobs	.....	D2/959
4,130,947	A *	12/1978	Denu	.....	36/30 R
D281,460	S *	11/1985	Parker	.....	D2/957
D289,943	S *	5/1987	Liebscher et al.	.....	D2/959
D294,537	S *	3/1988	Le	.....	D2/960
D301,936	S *	7/1989	Swett	.....	D2/956
4,893,420	A *	1/1990	Bezin et al.	.....	36/131
D332,001	S *	12/1992	Bayer	.....	D2/902
D336,774	S *	6/1993	Peterson	.....	D2/957
D340,571	S *	10/1993	Novy	.....	D2/959
D356,671	S *	3/1995	Blanchini	.....	D2/957
D377,109	S *	1/1997	Manfredi	.....	D2/957
D389,295	S *	1/1998	Kelchak	.....	D2/960
D390,348	S *	2/1998	Meyer et al.	.....	D2/957
D399,345	S *	10/1998	Koh	.....	D2/960

D404,549	S *	1/1999	Greenberg	.....	D2/956
D406,691	S *	3/1999	McDowell	.....	D2/960
D408,119	S *	4/1999	Greenberg	.....	D2/960
D408,977	S *	5/1999	Greenberg	.....	D2/960
D409,361	S *	5/1999	Greenberg	.....	D2/960
D422,128	S *	4/2000	Adler	.....	D2/907
D429,553	S *	8/2000	Kelchak	.....	D2/960
D435,334	S *	12/2000	Wilson	.....	D2/960
D439,729	S *	4/2001	Mastroianni et al.	.....	D2/908
D452,061	S *	12/2001	Smith	.....	D2/957
D469,949	S *	2/2003	Koo	.....	D2/960
D472,699	S *	4/2003	Schroeder et al.	.....	D2/960
D475,183	S *	6/2003	McClaskie	.....	D2/957
D483,554	S *	12/2003	Burg et al.	.....	D2/952
D492,099	S *	6/2004	McClaskie	.....	D2/946
D508,307	S *	8/2005	Burg et al.	.....	D2/953

(Continued)

*Primary Examiner*—Celia A Murphy  
(74) *Attorney, Agent, or Firm*—Gregory K. Nelson

(57) **CLAIM**

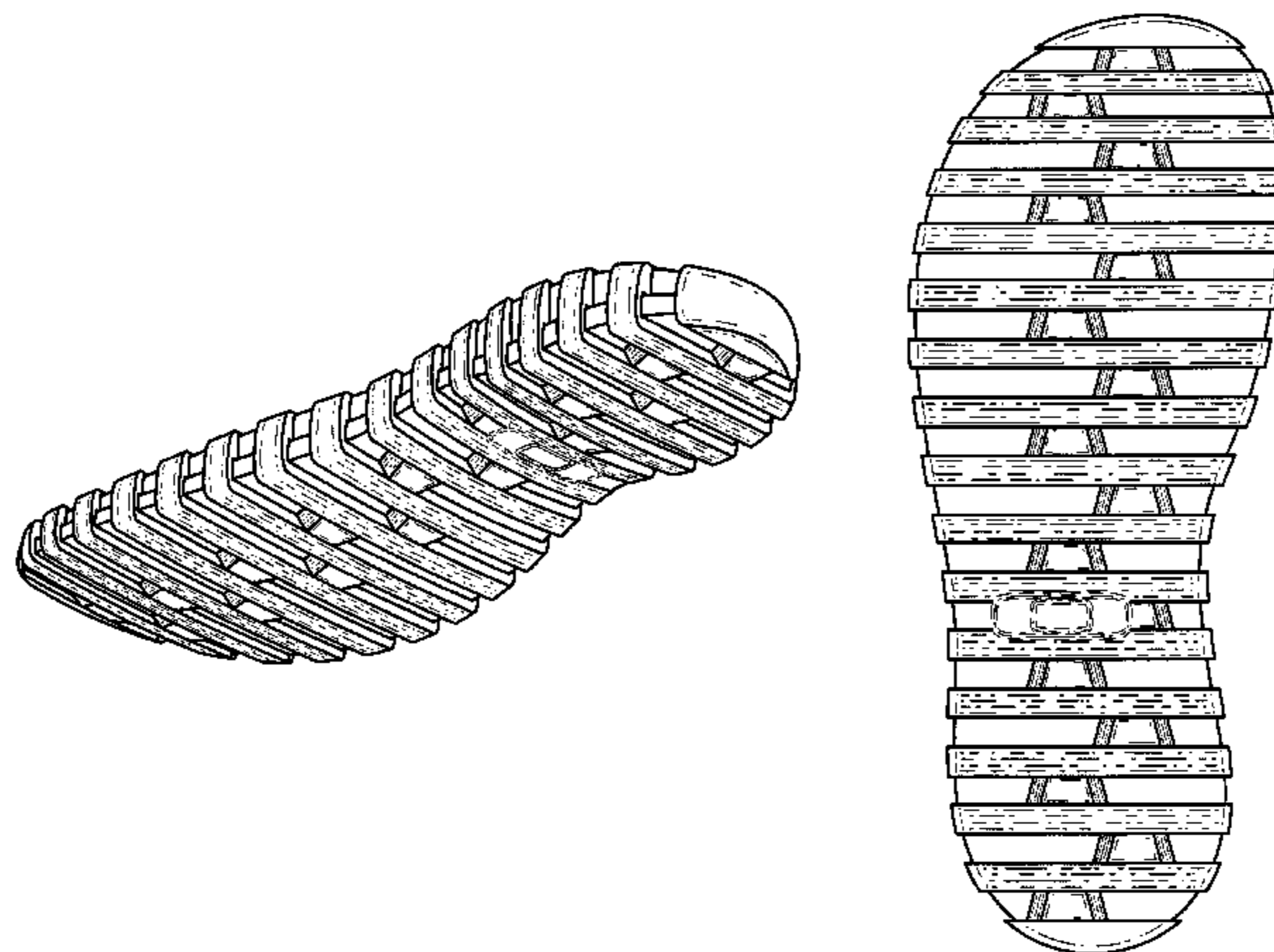
The ornamental design for a footwear sole, as shown and described.

**DESCRIPTION**

FIG. 1 is a top perspective view of a footwear sole showing our new design;  
FIG. 2 is a bottom perspective view thereof;  
FIG. 3 is a bottom plan view thereof;  
FIG. 4 is a top plan view thereof;  
FIG. 5 is a right side view thereof;  
FIG. 6 is a left side view thereof;  
FIG. 7 is a front elevational view thereof; and,  
FIG. 8 is a rear elevational view thereof.

The outermost broken line forming a rectangle with rounded corners in FIGS. 2 & 3 defines the interior boundary of the design. The broken lines and the areas within them, form no part of the claim.

**1 Claim, 4 Drawing Sheets**



# US D573,780 S

Page 2

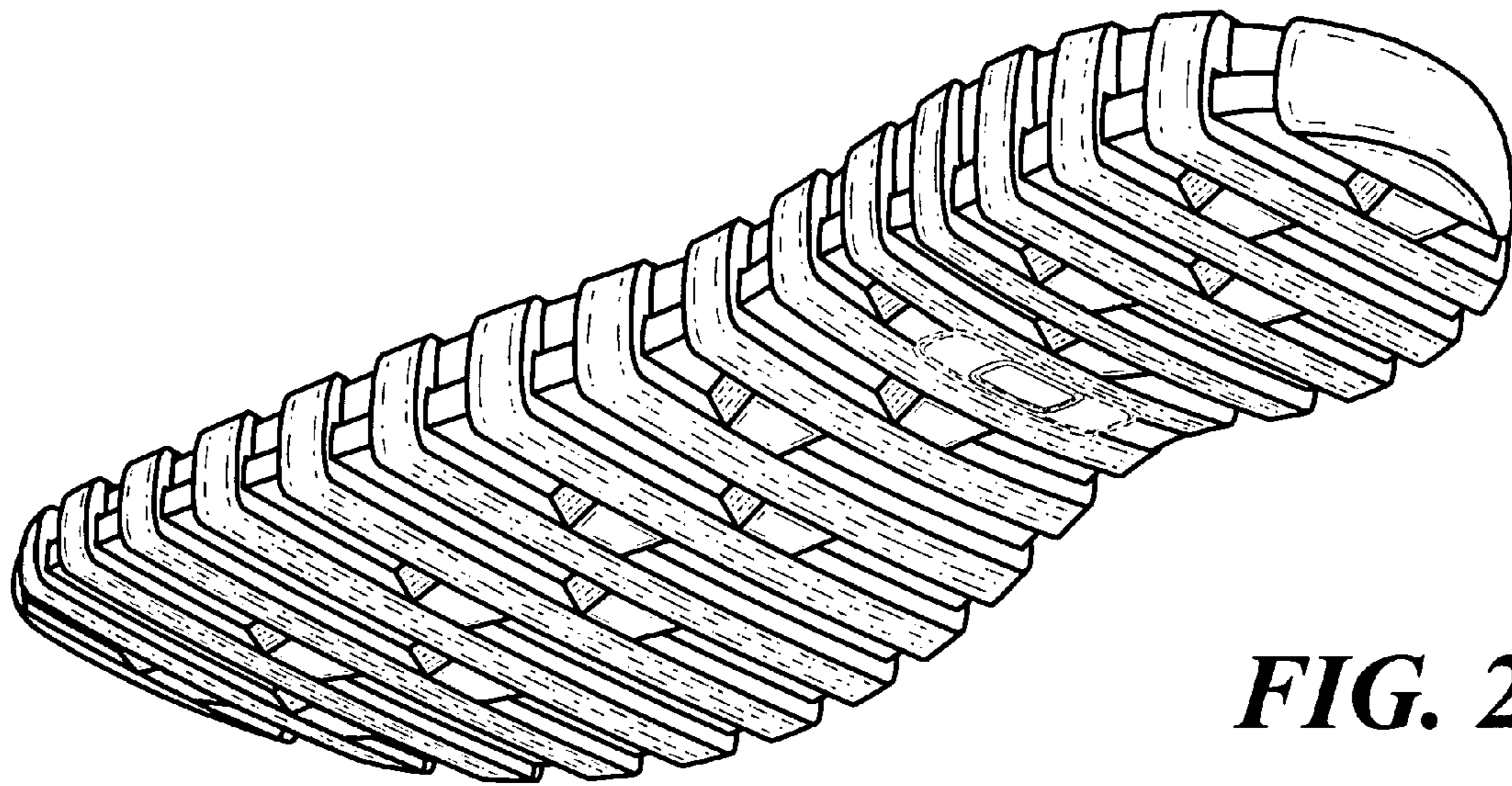
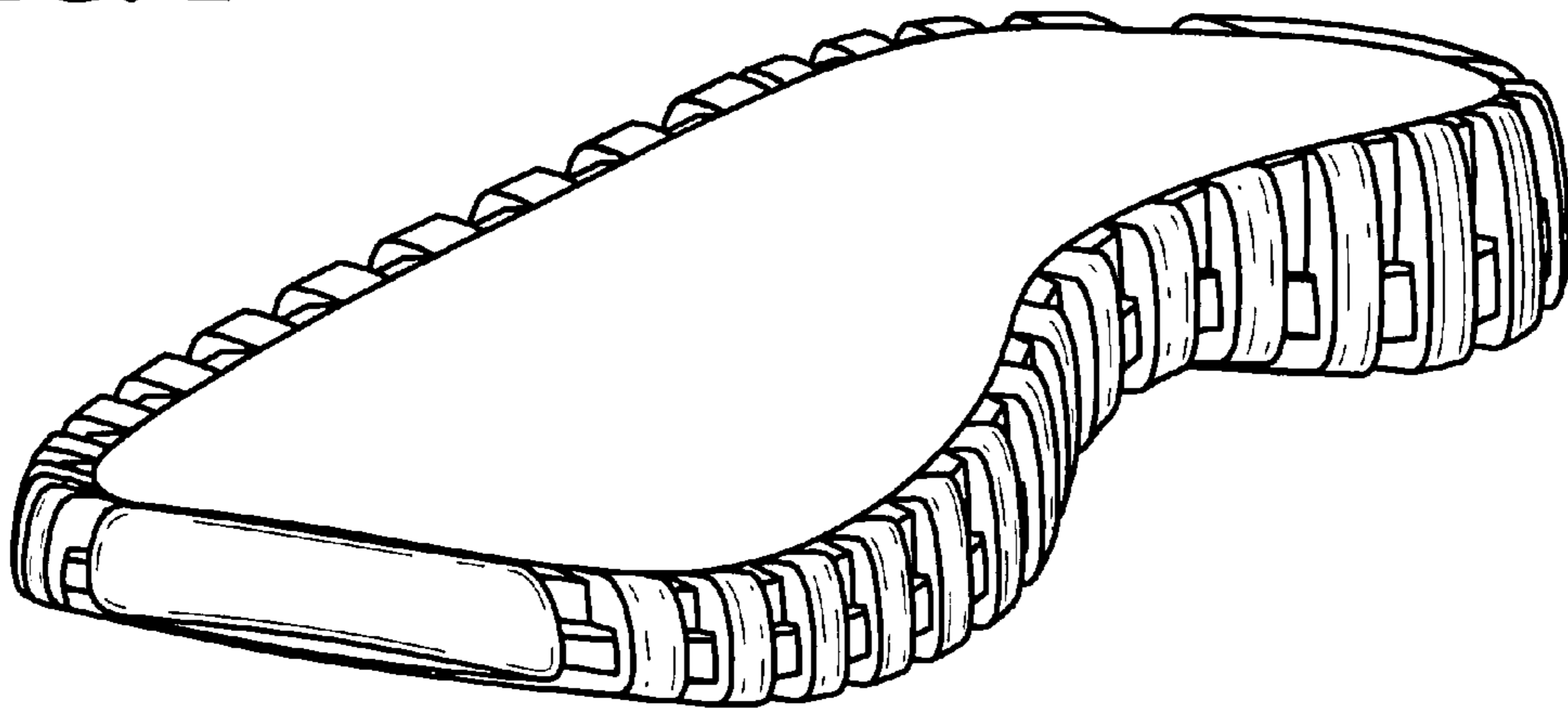
---

## U.S. PATENT DOCUMENTS

D509,346 S *	9/2005	Recchi .....	D2/959	D544,185 S *	6/2007	Lupo .....	D2/960
D515,792 S *	2/2006	McClaskie .....	D2/957	D548,436 S *	8/2007	Wolff .....	D2/956
D520,220 S *	5/2006	Morgan et al. ....	D2/957	D549,941 S *	9/2007	Dirsa .....	D2/957
D529,265 S *	10/2006	Corbi Rico .....	D2/957	2005/0262739 A1 *	12/2005	McDonald et al. ....	36/102

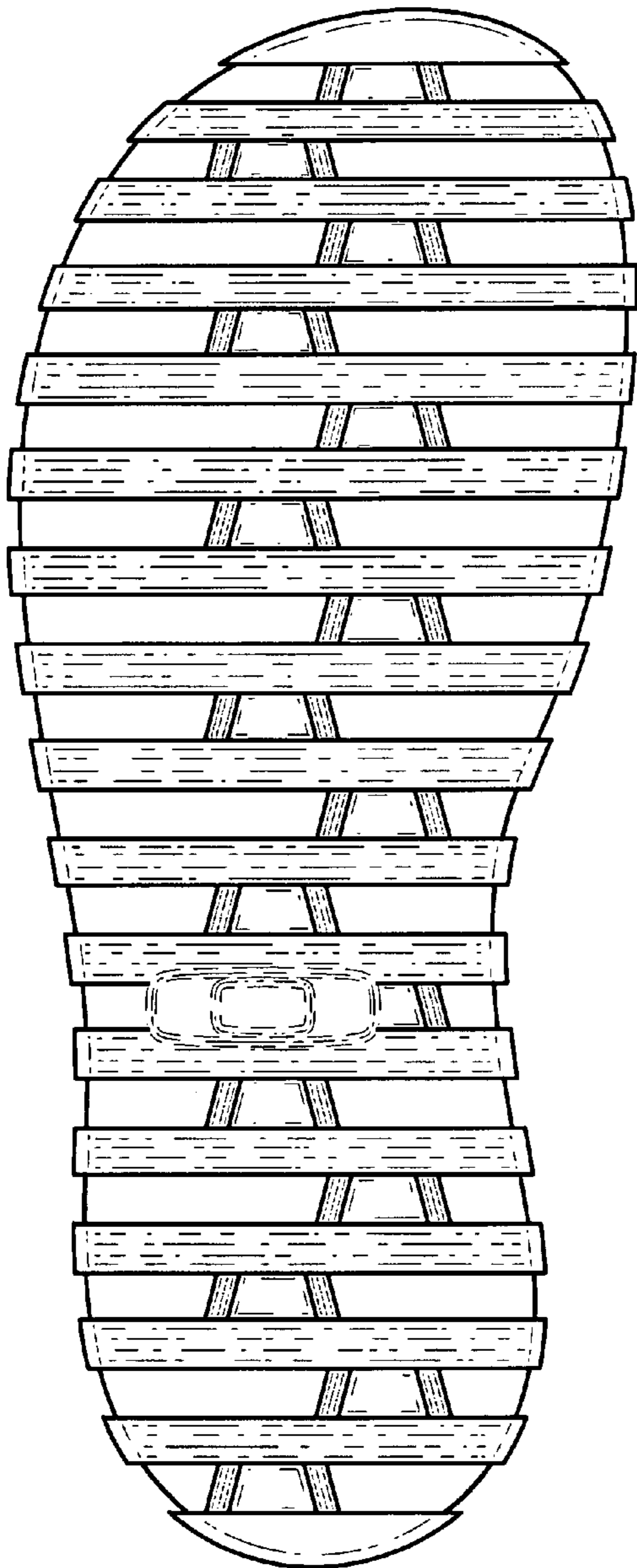
\* cited by examiner

***FIG. 1***

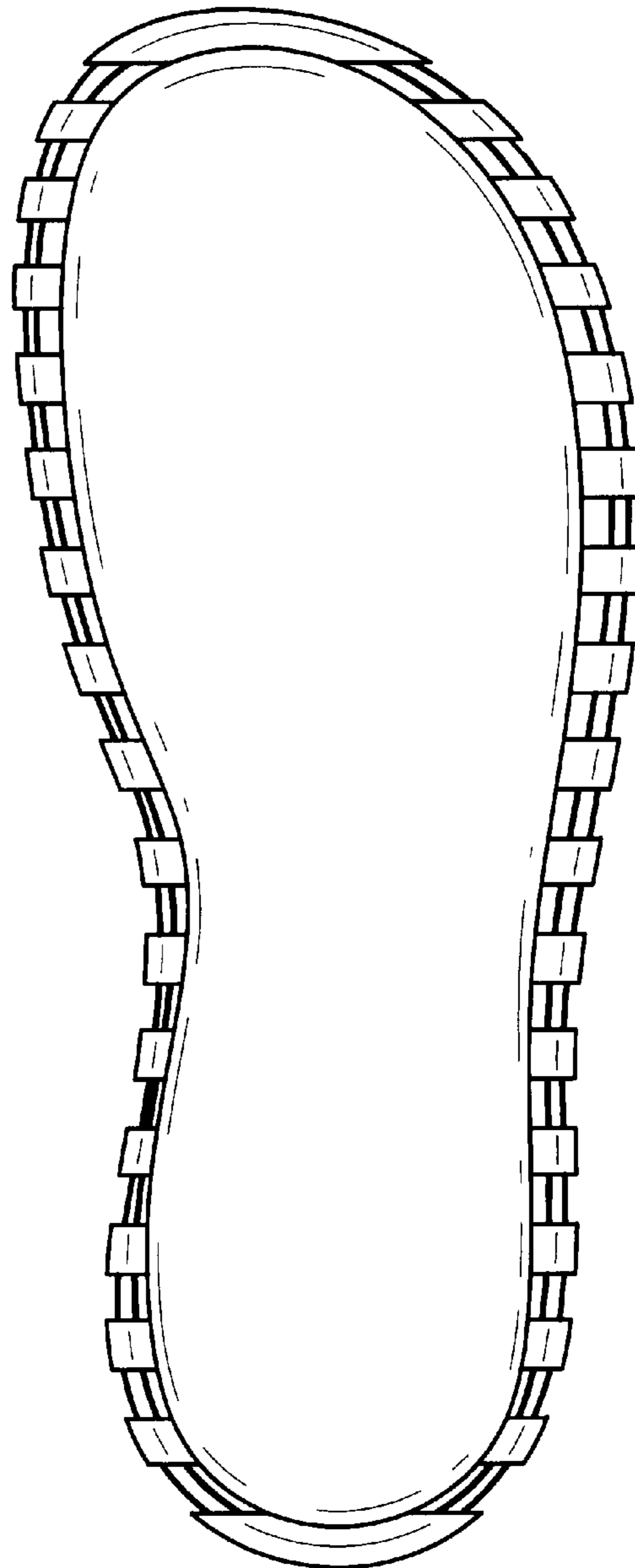


***FIG. 2***

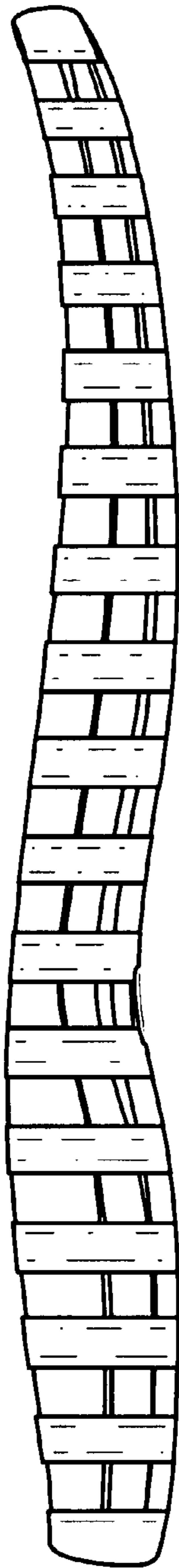
**FIG. 3**



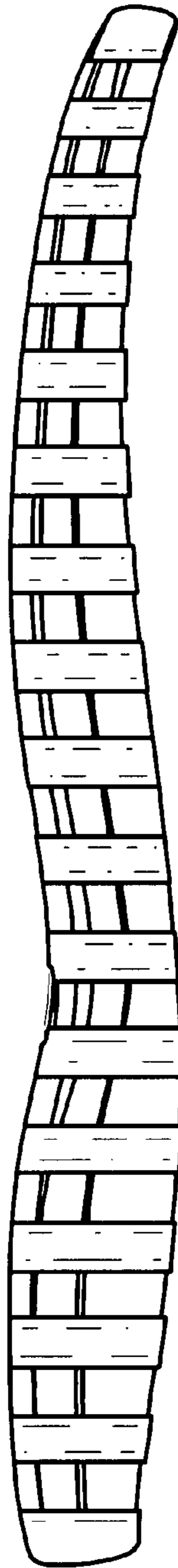
**FIG. 4**




***FIG. 5***

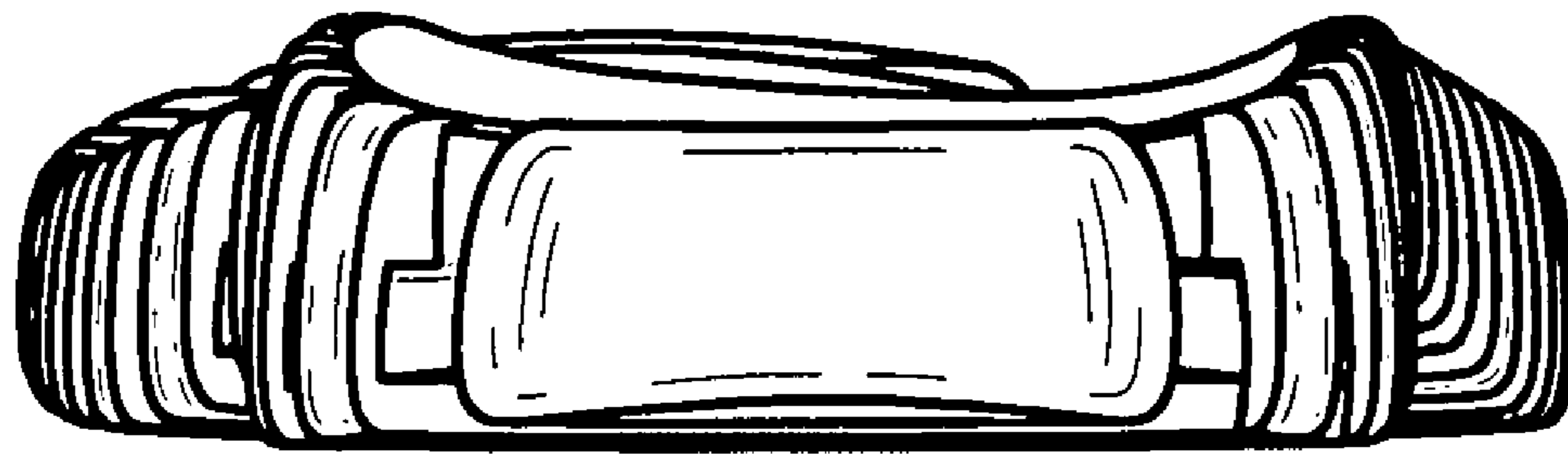


***FIG. 6***





***FIG. 7***



***FIG. 8***