



US00D573777S

(12) **United States Design Patent**
Rogers

(10) **Patent No.:** **US D573,777 S**

(45) **Date of Patent:** **** Jul. 29, 2008**

(54) **THERMAL SHIRT**

(76) **Inventor:** **Greg Rogers**, 2625 Bellevue Ave.,
Bluefield, WV (US) 24701

(**) **Term:** **14 Years**

(21) **Appl. No.:** **29/281,025**

(22) **Filed:** **Jun. 13, 2007**

(51) **LOC (8) Cl.** **02-02**

(52) **U.S. Cl.** **D2/841**

(58) **Field of Classification Search** D2/840-841,
D2/863-864; 2/113, 115, 125, 304, 323,
2/336, 37, 805; D24/207, 206

See application file for complete search history.

(56) **References Cited**

U.S. PATENT DOCUMENTS

2,342,744	A	2/1944	McCready	
2,403,676	A	7/1946	Modlinski	
2,429,973	A	11/1947	Alexander	
D170,156	S *	8/1953	Hagan D2/864
2,648,325	A	8/1953	Siple	
3,476,102	A	11/1969	Sarnoff	
4,273,989	A	6/1981	Hinton et al.	
4,384,369	A	5/1983	Prince	
4,713,531	A	12/1987	Fennekels et al.	
4,805,244	A	2/1989	Scott	
5,038,779	A	8/1991	Barry et al.	
5,148,002	A	9/1992	Kuo et al.	
5,269,023	A	12/1993	Ross	
5,302,806	A	4/1994	Simmons et al.	
D347,933	S *	6/1994	Sessoms D2/841
D368,353	S *	4/1996	McCrudden D2/841
5,605,144	A	2/1997	Simmons et al.	
5,826,273	A	10/1998	Eckes	
5,891,189	A	4/1999	Payne, Jr.	

D410,317	S *	6/1999	Alexander D2/840
5,928,275	A	7/1999	Yates et al.	
6,253,379	B1	7/2001	Collier	
6,289,524	B1	9/2001	Wright et al.	
D461,945	S *	8/2002	Byrd D2/864
6,598,235	B2	7/2003	Bulla	
D493,946	S	8/2004	Jones et al.	
6,795,976	B1	9/2004	van der Sleen	
6,972,029	B2	12/2005	Mayrhofer et al.	
D518,275	S *	4/2006	Hurt D2/717
7,022,950	B2	4/2006	Haas et al.	
7,043,765	B1	5/2006	Otsubo	
2001/0027076	A1	10/2001	Tai	
2006/0036304	A1	2/2006	Cordani et al.	

* cited by examiner

Primary Examiner—Ian Simmons

Assistant Examiner—Anna J Burmeister

(74) *Attorney, Agent, or Firm*—Johnston Holroyd;
Mary-Jacq Holroyd

(57) **CLAIM**

The ornamental design for a thermal shirt, as shown and described.

DESCRIPTION

A thermal shirt has pockets for receiving a thermal heating pack therein, and is used to heat the core body region of the water.

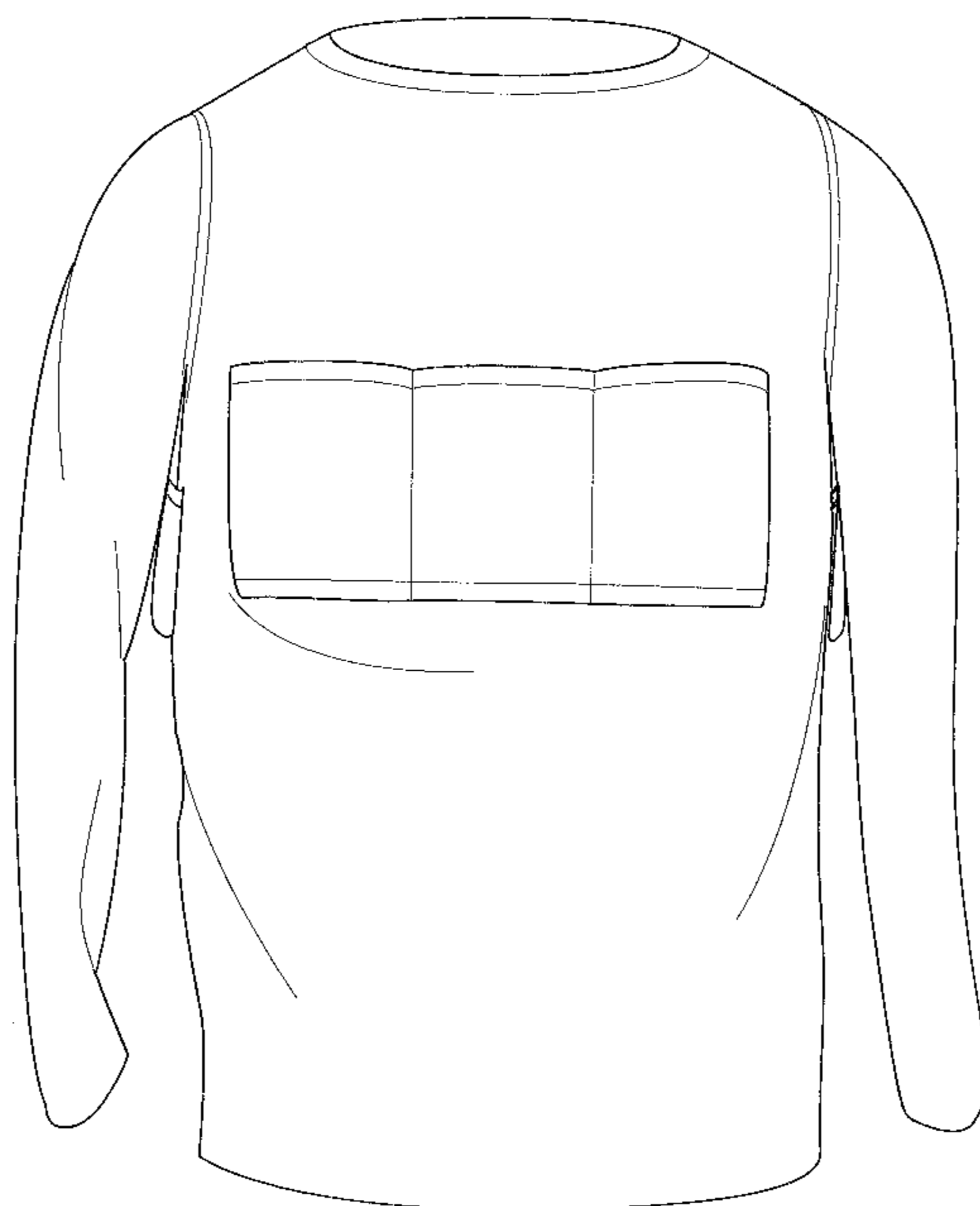
FIG. 1 is a front elevational view of a thermal shirt, showing my new design;

FIG. 2 is a rear elevational view thereof;

FIG. 3 is right side elevational view thereof, with the arm shown in the raised condition; and,

FIG. 4 is left side elevational view thereof.

1 Claim, 3 Drawing Sheets



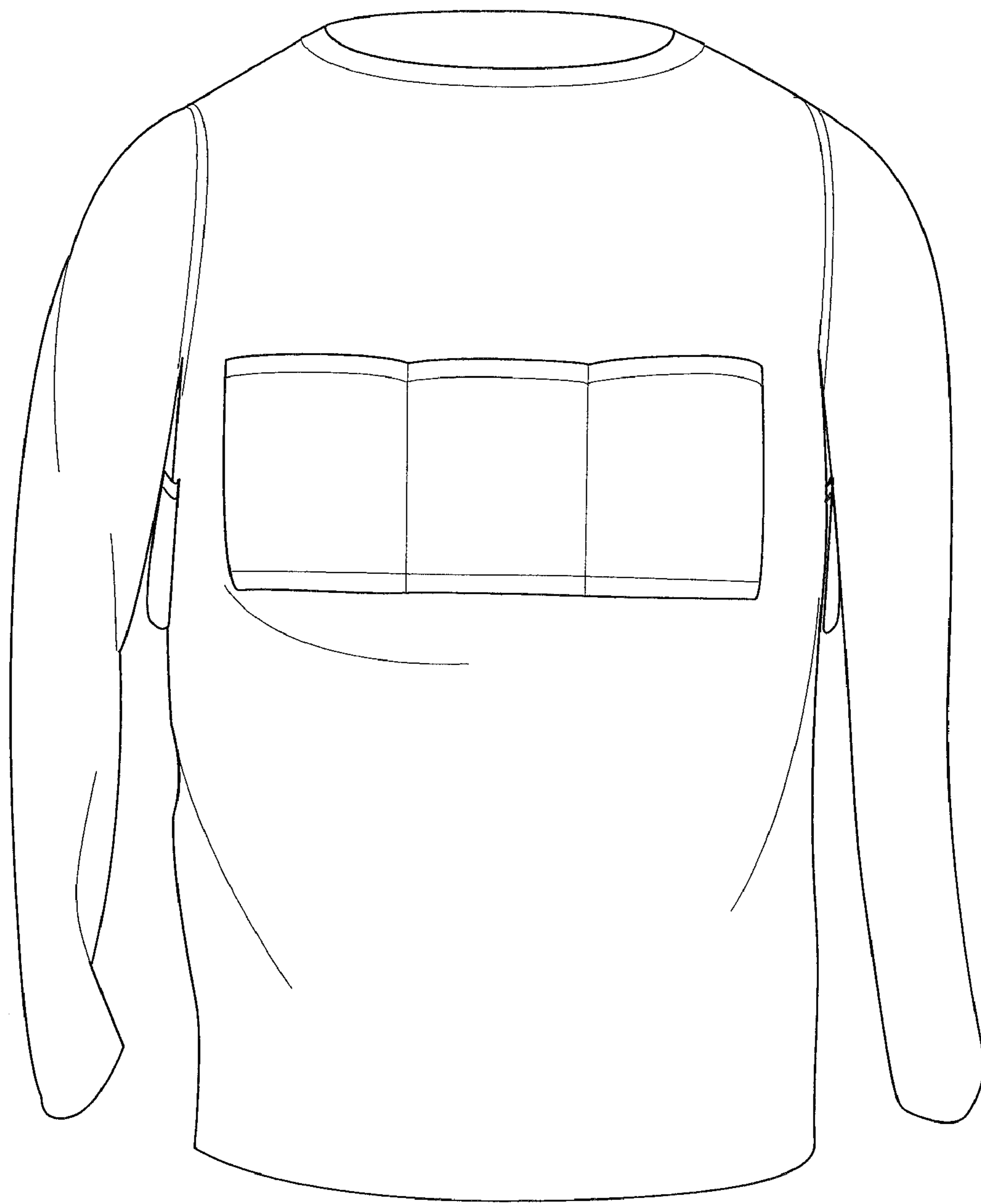


Fig. 1

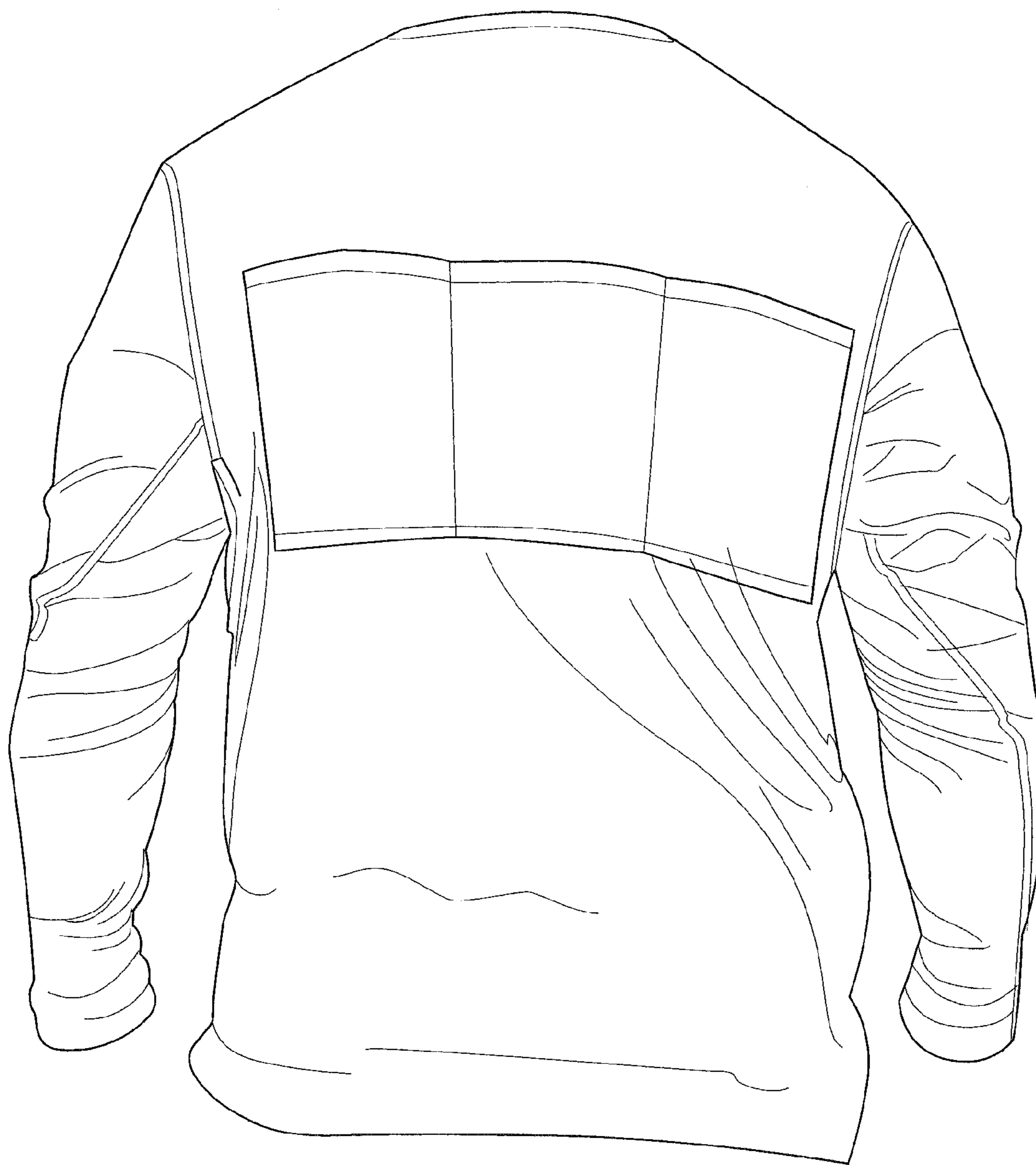


Fig. 2



Fig. 3

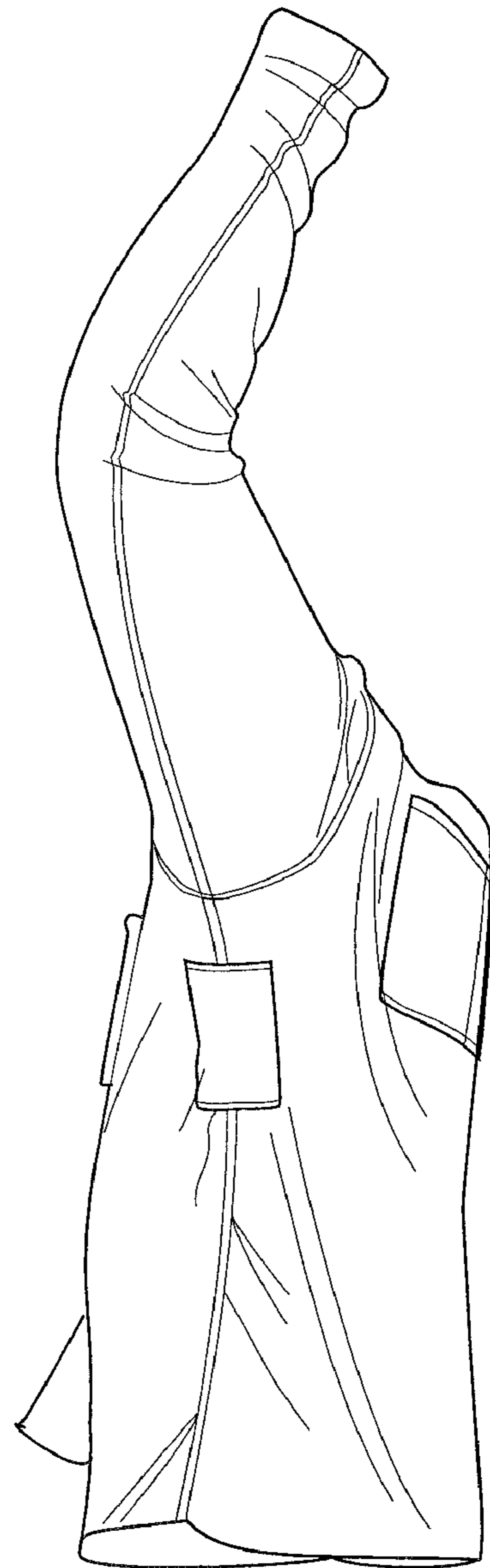


Fig. 4