



US00D573774S

(12) **United States Design Patent**
Archer

(10) **Patent No.:** **US D573,774 S**

(45) **Date of Patent:** **** Jul. 22, 2008**

(54) **HAND OPERATED ROLLABLE BUCKET
TRANSPORTING DEVICE**

D414,305 S * 9/1999 Rohn et al. D32/31
RE37,350 E * 9/2001 Stephan 280/79.5
D461,614 S * 8/2002 Liu D34/23
D549,920 S * 8/2007 Dukes D34/23

(75) Inventor: **Brian Archer**, Ojai, CA (US)

(73) Assignee: **Leeval, Inc.**, Ojai, CA (US)

(**) Term: **14 Years**

(21) Appl. No.: **29/289,894**

(22) Filed: **Aug. 6, 2007**

(51) **LOC (8) Cl.** **12-05**

(52) **U.S. Cl.** **D34/28; D34/23**

(58) **Field of Classification Search** D34/28,
D34/12-27; 280/79.11, 326, 79.2, 79.5;
D32/23; 108/33.5, 55.5, 25; 248/129; 211/194
See application file for complete search history.

(56) **References Cited**

U.S. PATENT DOCUMENTS

D276,948 S * 12/1984 Wacek et al. D34/23
D302,944 S * 8/1989 Mount D15/152
D328,172 S * 7/1992 Juergens D34/23
D349,995 S * 8/1994 Cassel et al. D34/23
D389,973 S * 1/1998 Murray D34/23
5,711,540 A * 1/1998 Nesting 280/33.998

* cited by examiner

Primary Examiner—Cynthia E Ramirez

(74) *Attorney, Agent, or Firm*—Thomas I. Rozsa

(57) **CLAIM**

The ornamental design for a hand operated rollable bucket transporting device, as shown and described.

DESCRIPTION

FIG. 1 is a side perspective view of a hand operated rollable bucket transporting device showing my design;

FIG. 2 is a top plan view;

FIG. 3 is a bottom plan view;

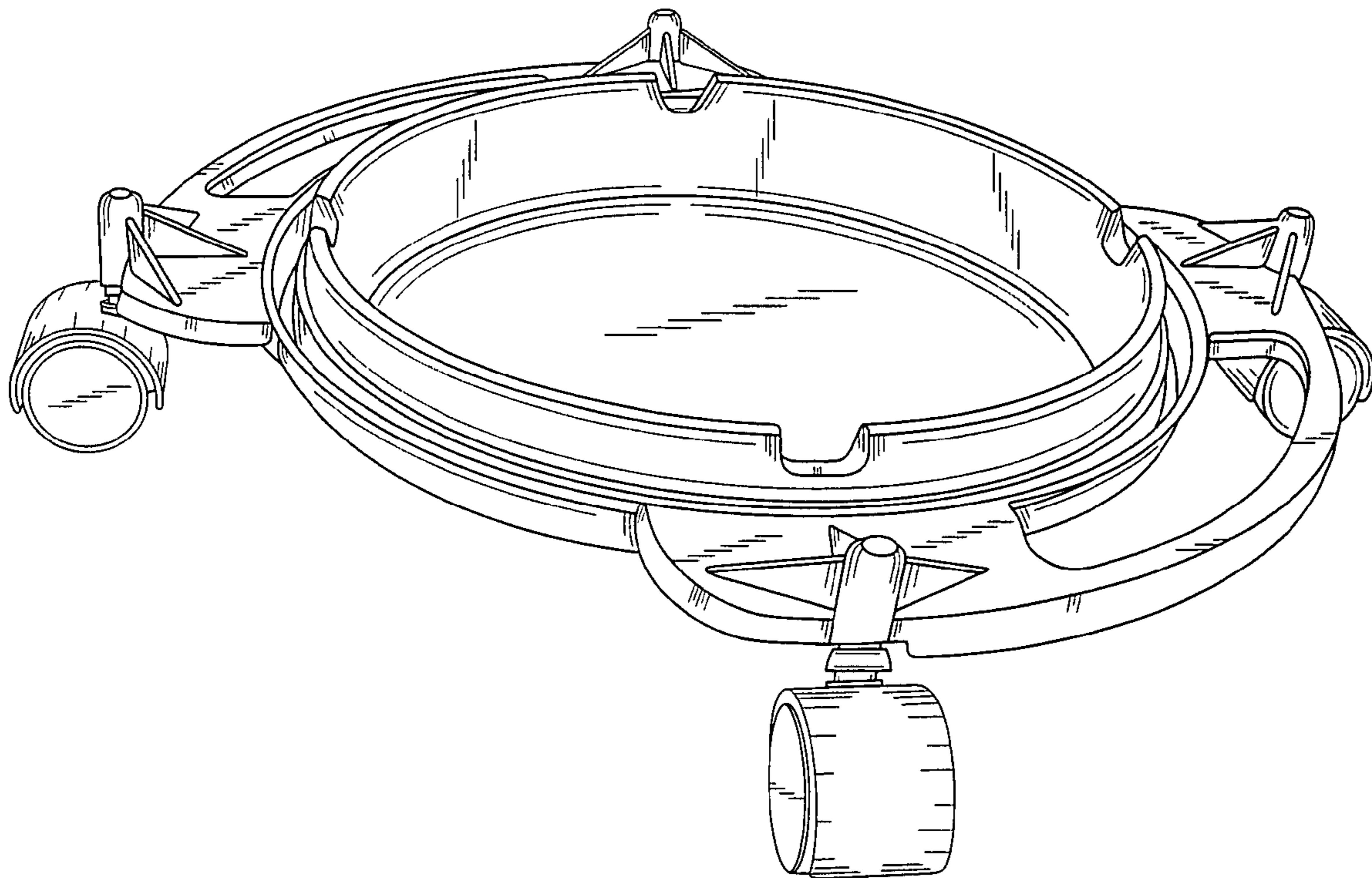
FIG. 4 is a front view;

FIG. 5 is a rear view;

FIG. 6 is a right side view; and,

FIG. 7 is a left side view.

1 Claim, 5 Drawing Sheets



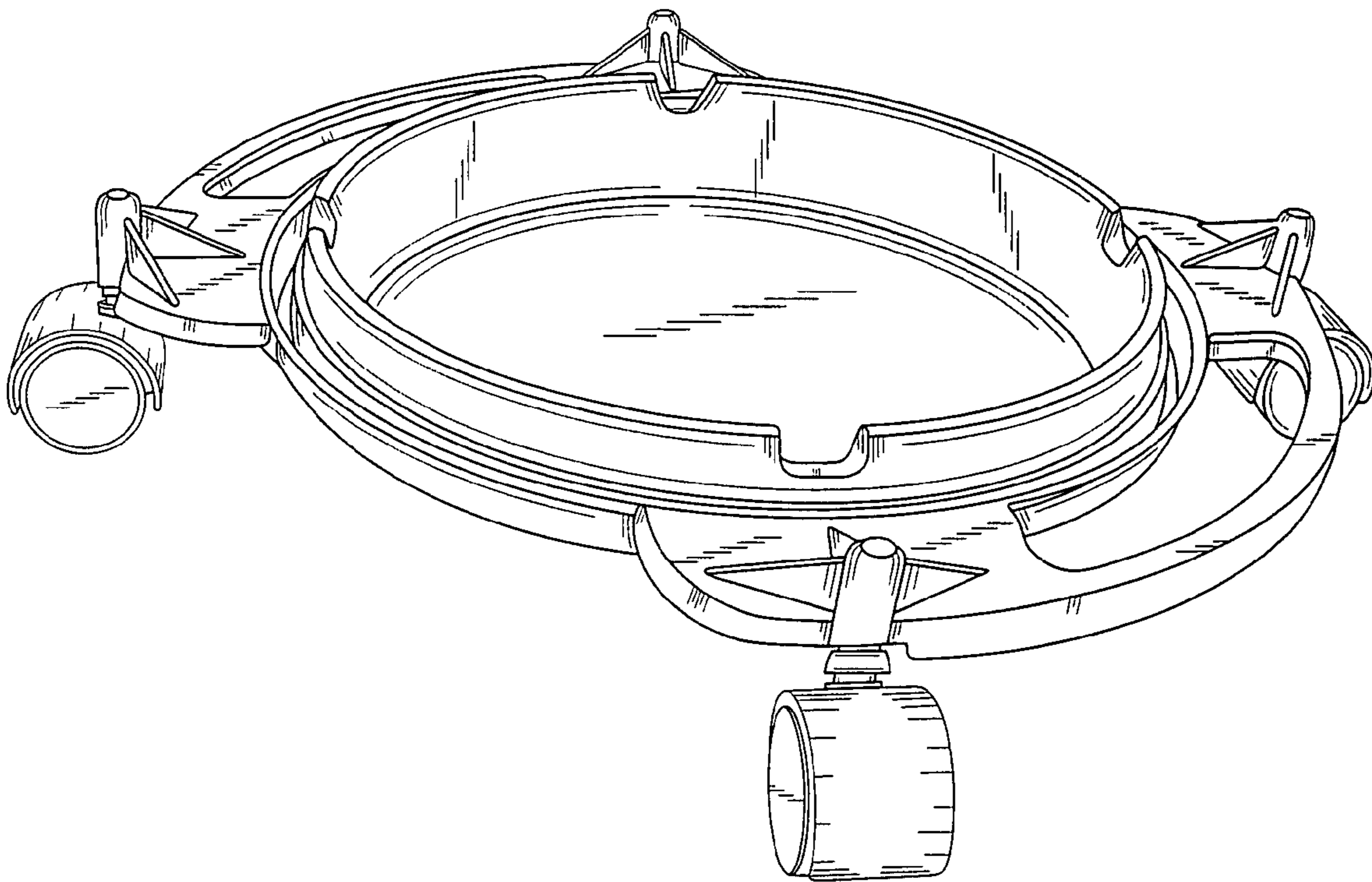


FIG. 1

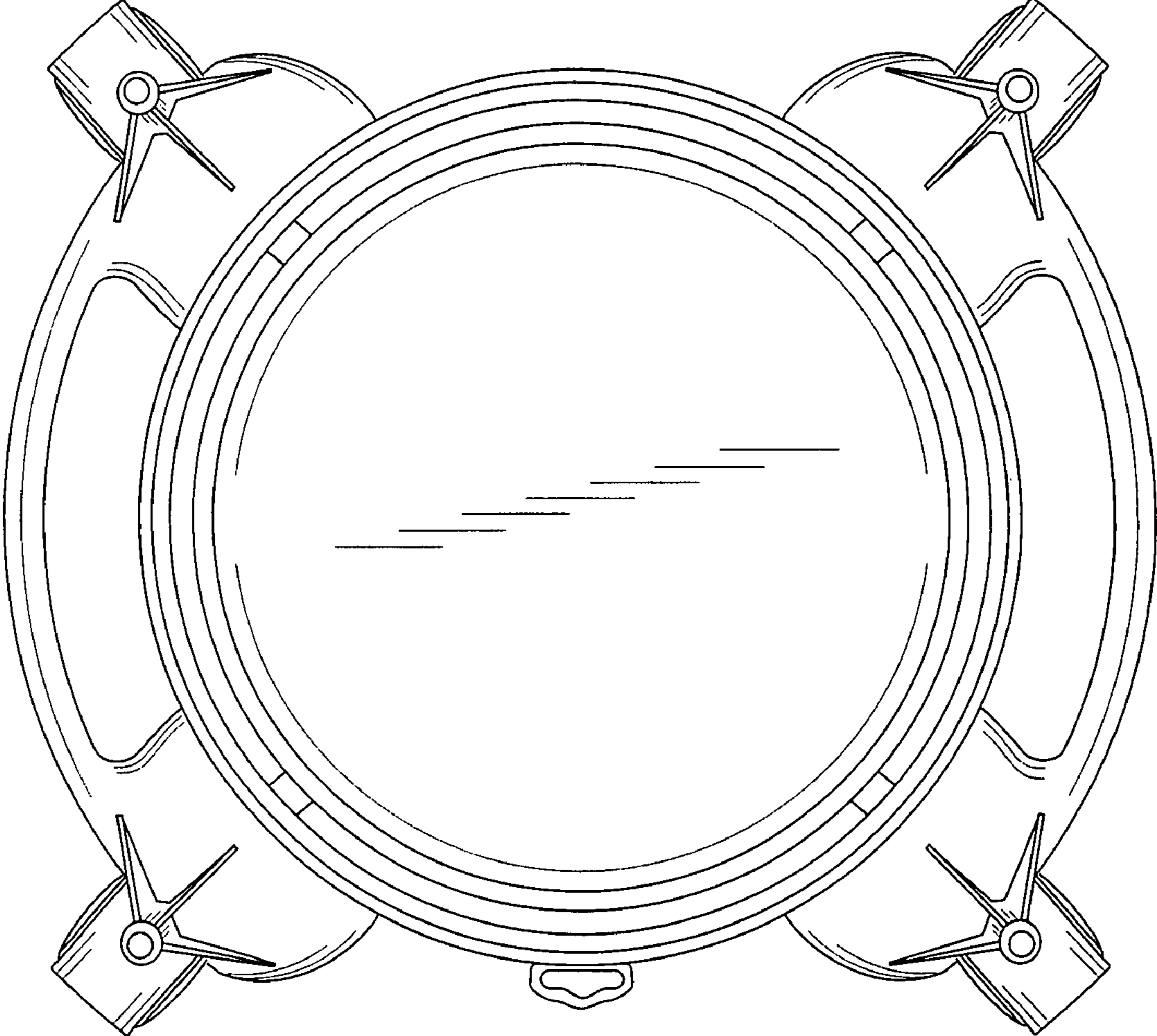


FIG. 2




FIG. 3

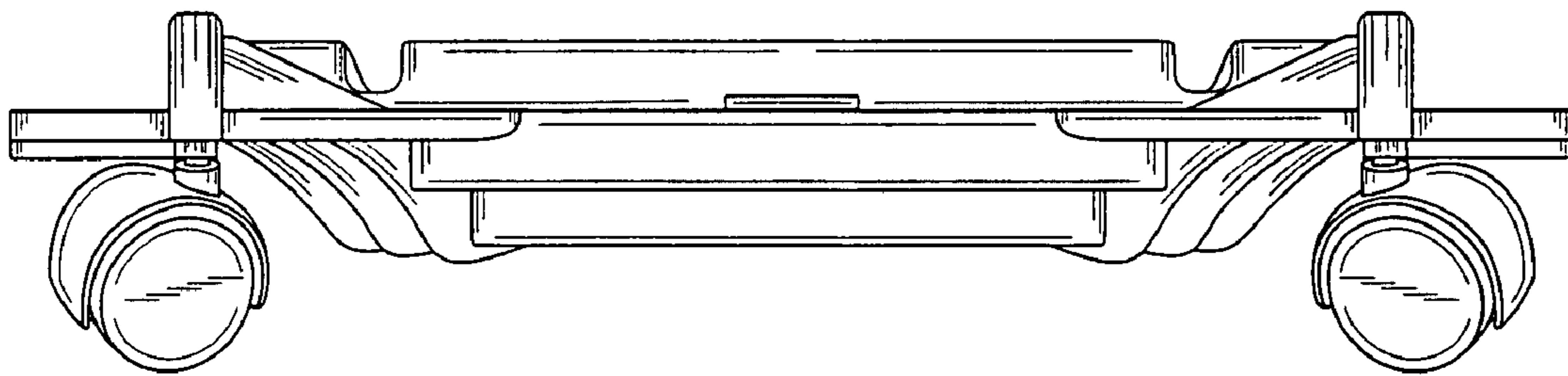


FIG. 4




FIG. 5




FIG. 6




FIG. 7