



US00D573771S

(12) **United States Design Patent**
Ball et al.

(10) **Patent No.:** **US D573,771 S**
(45) **Date of Patent:** **** Jul. 22, 2008**

(54) **GOLF CART**

(75) Inventors: **David Charles Ball**, Beaumaris (AU);
Hubert Novak, Patterson Lakes (AU);
John Herbert, Traveston (AU)

(73) Assignee: **Your Shadow Technologies Pty Ltd**,
Beaumaris, Victoria (AU)

(**) Term: **14 Years**

(21) Appl. No.: **29/284,550**

(22) Filed: **Sep. 11, 2007**

(30) **Foreign Application Priority Data**

Mar. 12, 2007 (AU) 16831/2007

(51) **LOC (8) Cl.** **12-13**

(52) **U.S. Cl.** **D34/15**

(58) **Field of Classification Search** D34/12-27;
280/DIG. 5, DIG. 6; 180/19.3, 19.1, 215,
180/216, 907

See application file for complete search history.

(56) **References Cited**

U.S. PATENT DOCUMENTS

3,871,464 A * 3/1975 Eden 180/19.2

D353,698 S * 12/1994 Stevens et al. D34/15
D395,107 S * 6/1998 Kushner et al. D34/17
D438,682 S * 3/2001 Furuta et al. D34/15
D442,755 S * 5/2001 Fluss D34/18
D461,612 S * 8/2002 Lobban et al. D34/12
6,732,823 B2 * 5/2004 Furuta 180/19.2
D490,955 S * 6/2004 Halsall D34/24
D519,258 S * 4/2006 Resfum D34/12
D567,470 S * 4/2008 Dethier D34/24

* cited by examiner

Primary Examiner—Cynthia E Ramirez

(74) *Attorney, Agent, or Firm*—Shoemaker and Mattare

(57) **CLAIM**

The ornamental design for a golf cart, as shown and described.

DESCRIPTION

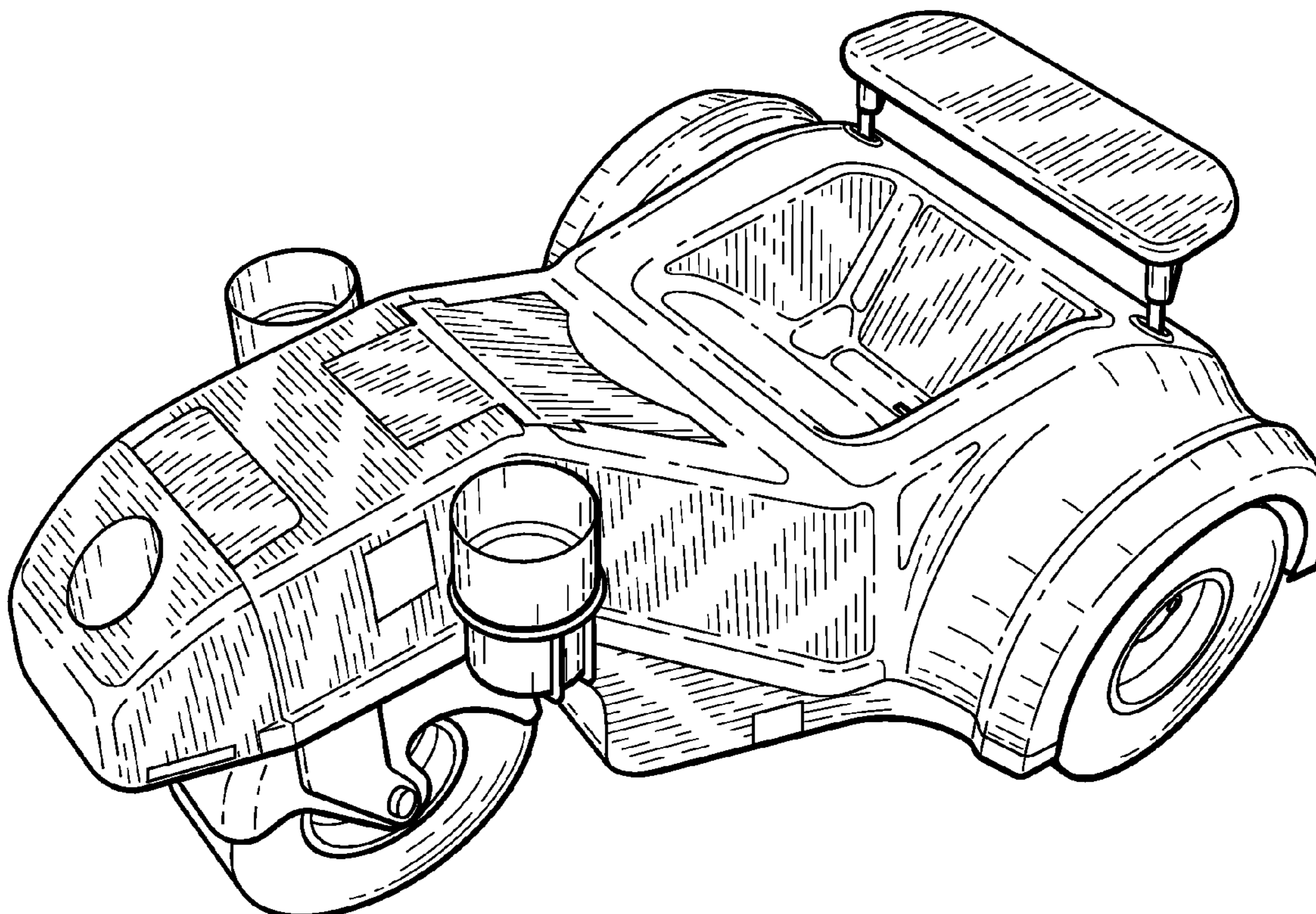
FIG. 1 is a perspective view of a golf cart, showing our new design from the top, front and left side;

FIG. 2 is a top plan view thereof;

FIG. 3 is a right side elevational view thereof; the opposite side being a mirror image; and,

FIG. 4 is a perspective view thereof, from the rear and left side.

1 Claim, 3 Drawing Sheets



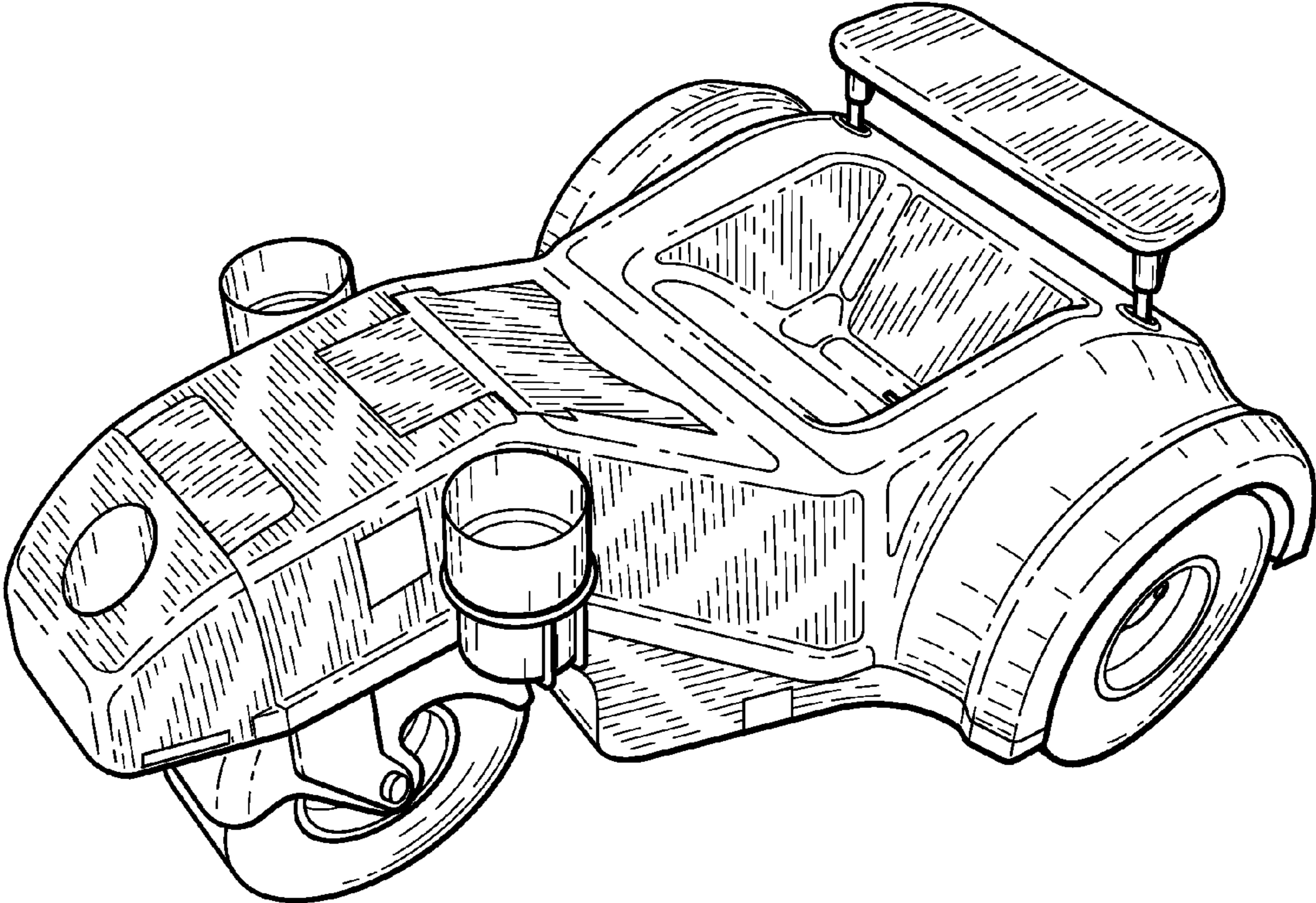


FIG. 1

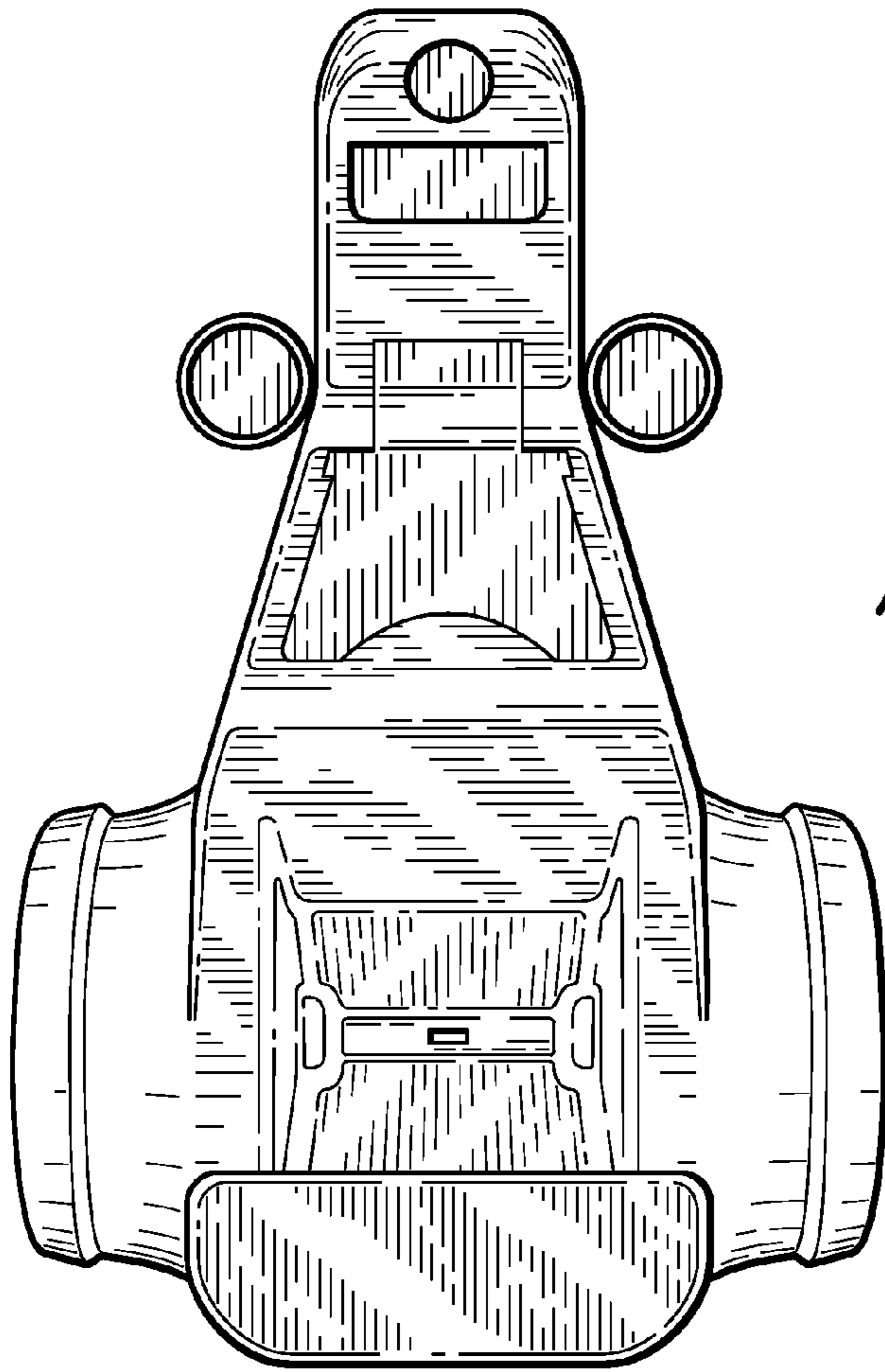


FIG. 2




FIG. 3




FIG. 4