



US00D573769S

(12) **United States Design Patent**
Skalka

(10) **Patent No.:** **US D573,769 S**
(45) **Date of Patent:** **** Jul. 22, 2008**

- (54) **ASH URN**
- (75) Inventor: **Gerald P. Skalka**, Potomac, MD (US)
- (73) Assignee: **Victor Stanley, Inc.**, Dunkirk, MD (US)
- (**) Term: **14 Years**
- (21) Appl. No.: **29/273,606**
- (22) Filed: **Mar. 9, 2007**

D460,592 S	7/2002	Skalka	
D460,593 S	7/2002	Skalka	
D461,939 S	8/2002	Skalka	
D464,184 S	10/2002	Skalka	
D464,781 S	10/2002	Skalka	
D466,664 S	12/2002	Hsu	
D483,537 S	12/2003	Skalka	
D487,177 S	2/2004	Skalka	
D488,901 S	4/2004	Skalka	
D493,266 S	7/2004	Rashid	
D542,993 S *	5/2007	Skalka D34/1
D553,821 S *	10/2007	Skalka D34/1

Related U.S. Application Data

- (63) Continuation-in-part of application No. 29/253,729, filed on Feb. 13, 2006, now Pat. No. Des. 553,821, which is a continuation-in-part of application No. 29/235,386, filed on Aug. 2, 2005, now Pat. No. Des. 542,993.
- (51) **LOC (8) Cl.** **09-09**
- (52) **U.S. Cl.** **D34/7; D27/102**
- (58) **Field of Classification Search** D34/1, D34/4, 5, 6, 7, 8, 9, 10, 11; 220/908-913; D9/556; D19/85; D27/102
See application file for complete search history.

References Cited

U.S. PATENT DOCUMENTS

D17,296 S *	5/1887	Putnam et al. D27/102
D304,253 S	10/1989	Skalka	
D304,632 S	11/1989	Skalka	
D353,250 S	12/1994	Skalka	
D417,053 S	11/1999	Skalka	
D445,982 S *	7/2001	Skalka D34/5
D447,305 S	8/2001	Hughes	
D448,905 S	10/2001	Skalka	
D448,906 S	10/2001	Skalka	
D452,760 S	1/2002	Skalka	
D454,238 S	3/2002	Skalka	
D460,591 S	7/2002	Skalka	

OTHER PUBLICATIONS

Model DYN6-SD-36 Litter Receptacle, <http://www.victorstanley.com/products/printVersion.aspx?id=374>.
 Steelsites™ Series Model NSDC-20 Ash Urn, <http://www.victorstanley.com/products/printVersion.aspx?id=154>.

* cited by examiner

Primary Examiner—Cynthia E Ramirez
 (74) *Attorney, Agent, or Firm*—Jacobson Holman PLLC

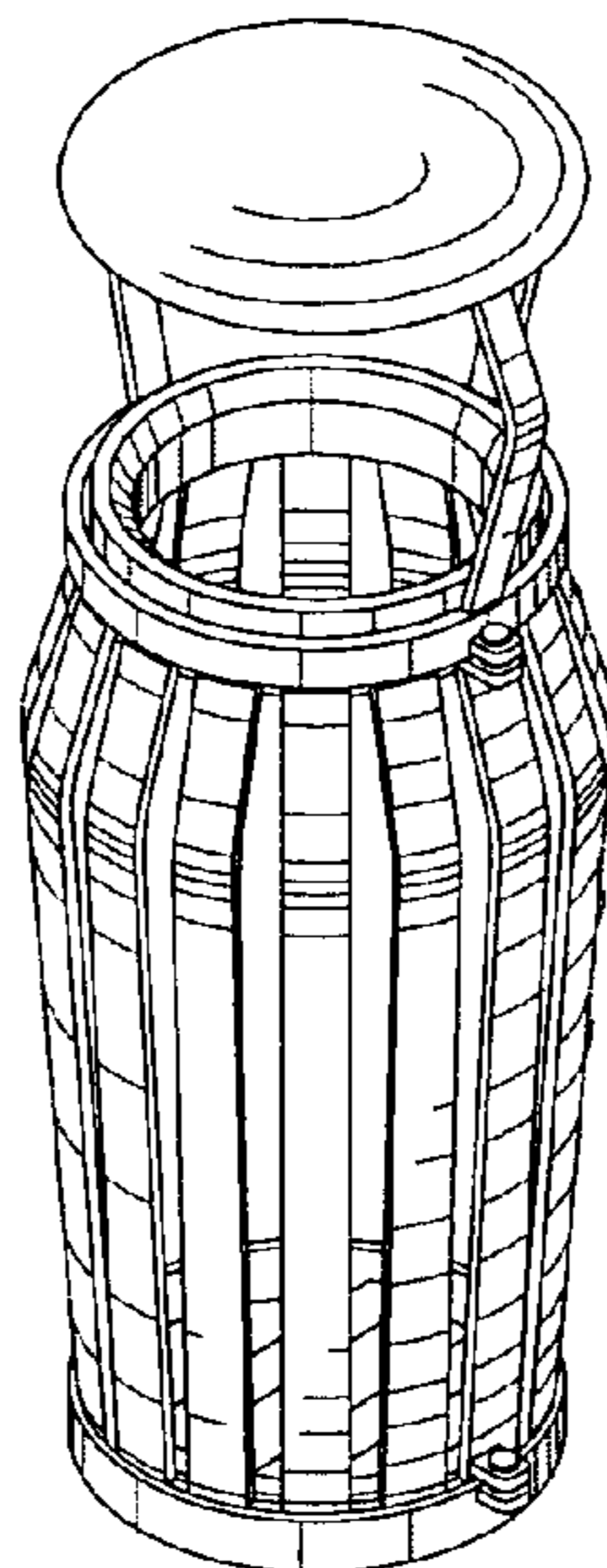
(57) **CLAIM**

The ornamental design for an ash urn, as shown and described.

DESCRIPTION

FIG. 1 is a perspective view of a ash urn showing my new design.
 FIG. 2 is a front elevational view of the ash urn of FIG. 1.
 FIG. 3 is a left side elevational view of the ash urn of FIG. 1.
 FIG. 4 is a top plan view of the ash urn of FIG. 1.
 FIG. 5 is a bottom plan view of the ash urn of FIG. 1.
 FIG. 6 is a back elevational view of the ash urn of FIG. 1; and,
 FIG. 7 is a right elevational view of the ash urn of FIG. 1.

1 Claim, 2 Drawing Sheets



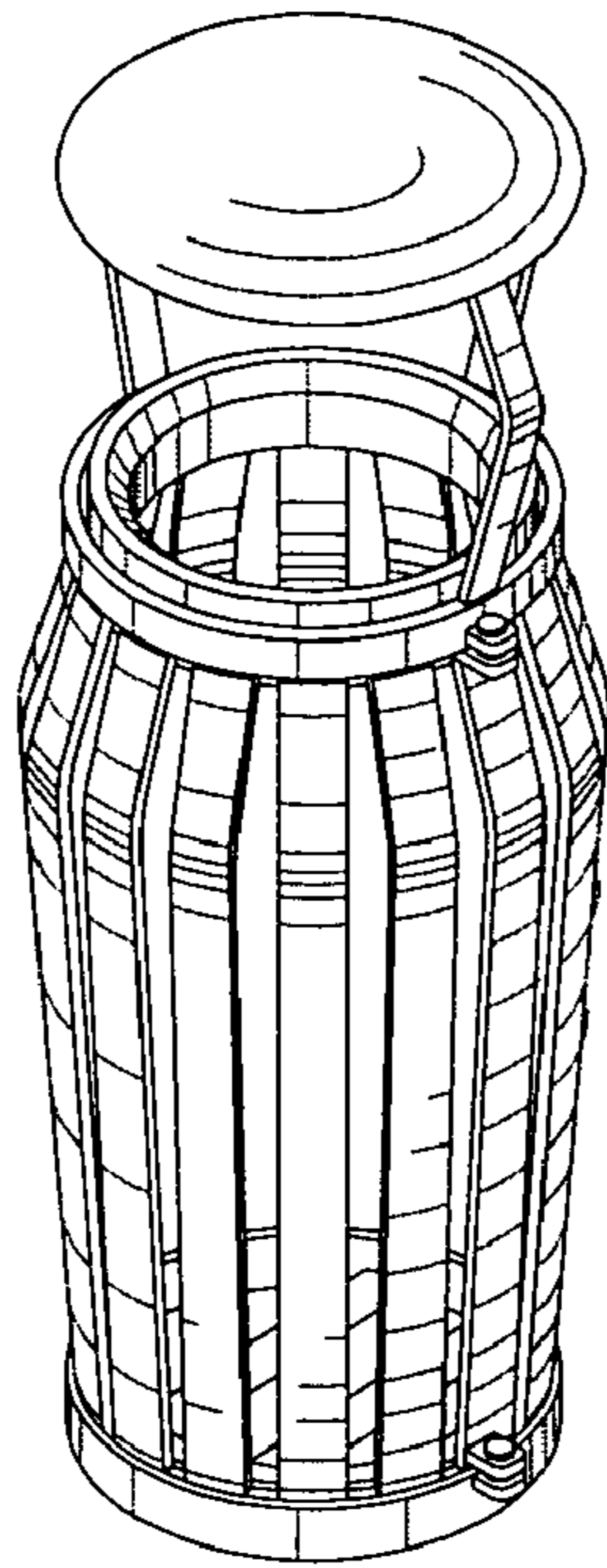


FIG. 1

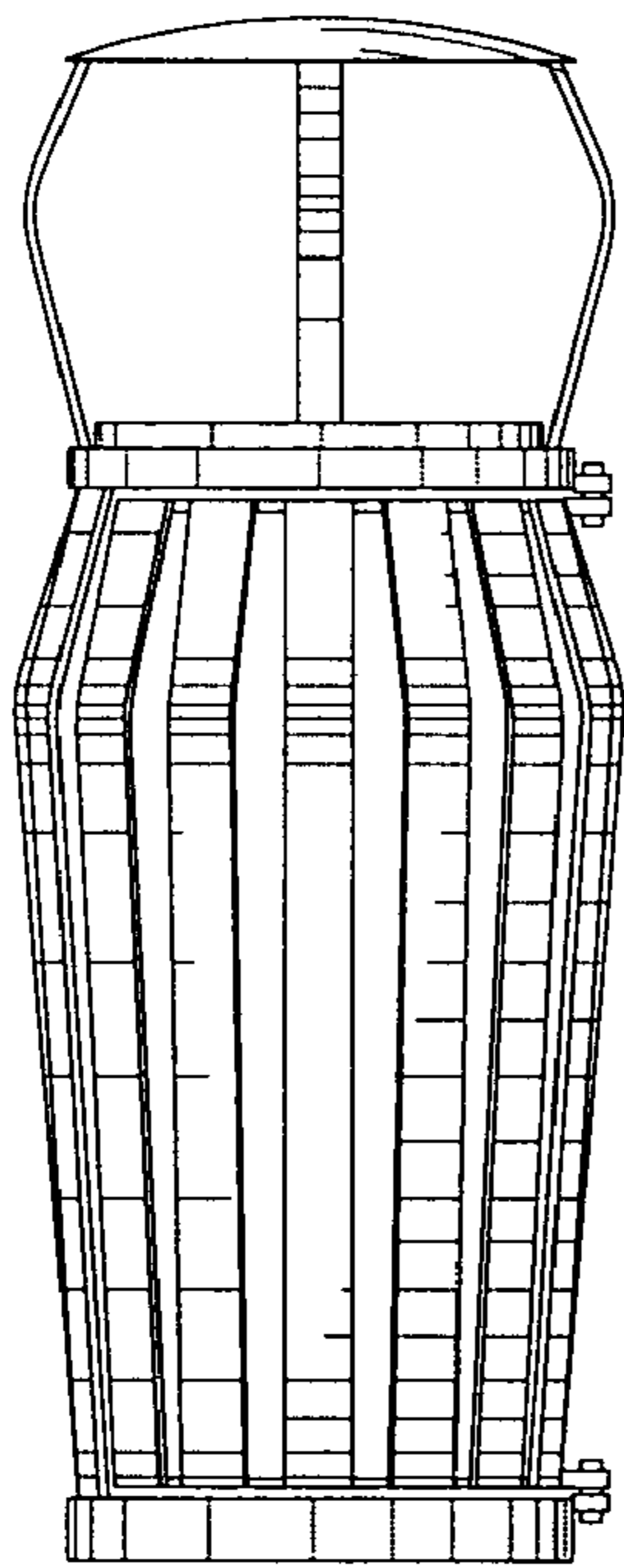


FIG. 2

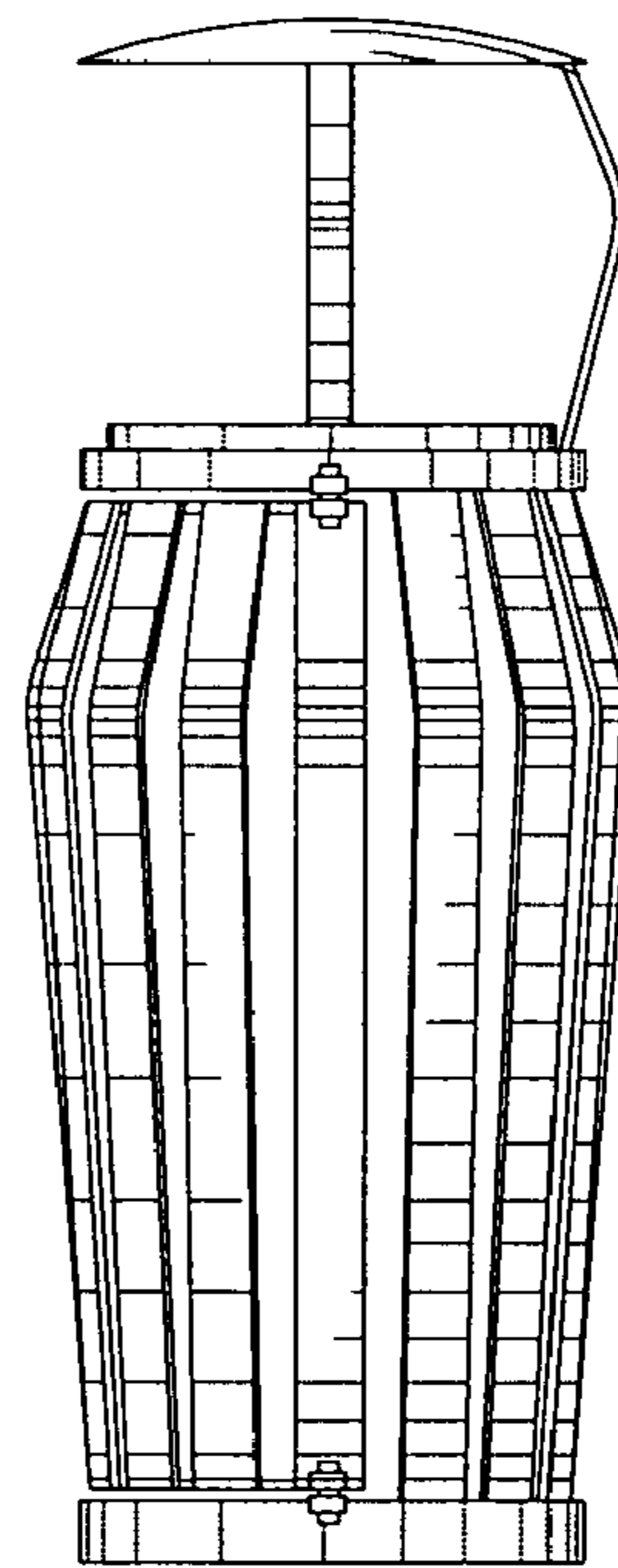


FIG. 3




FIG. 4

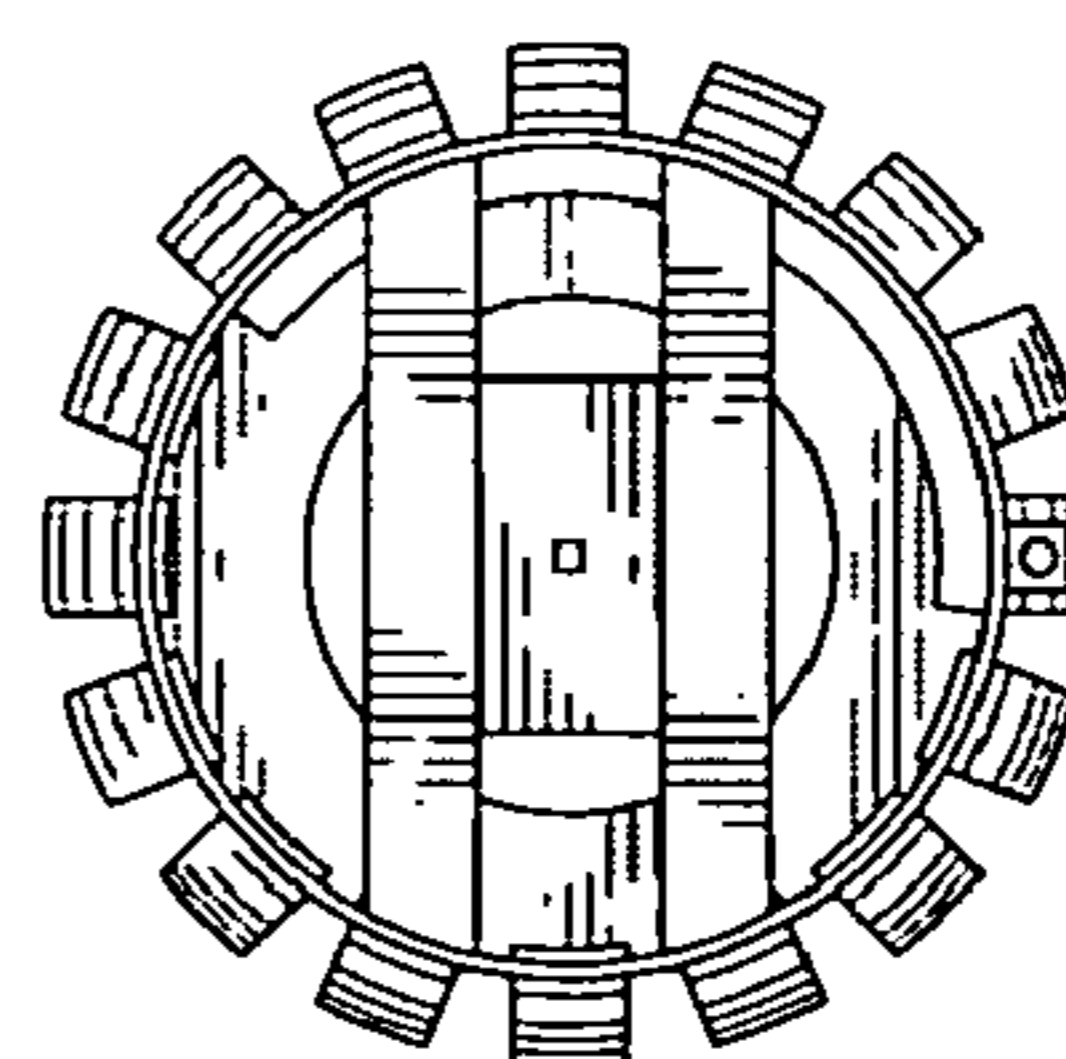


FIG. 5

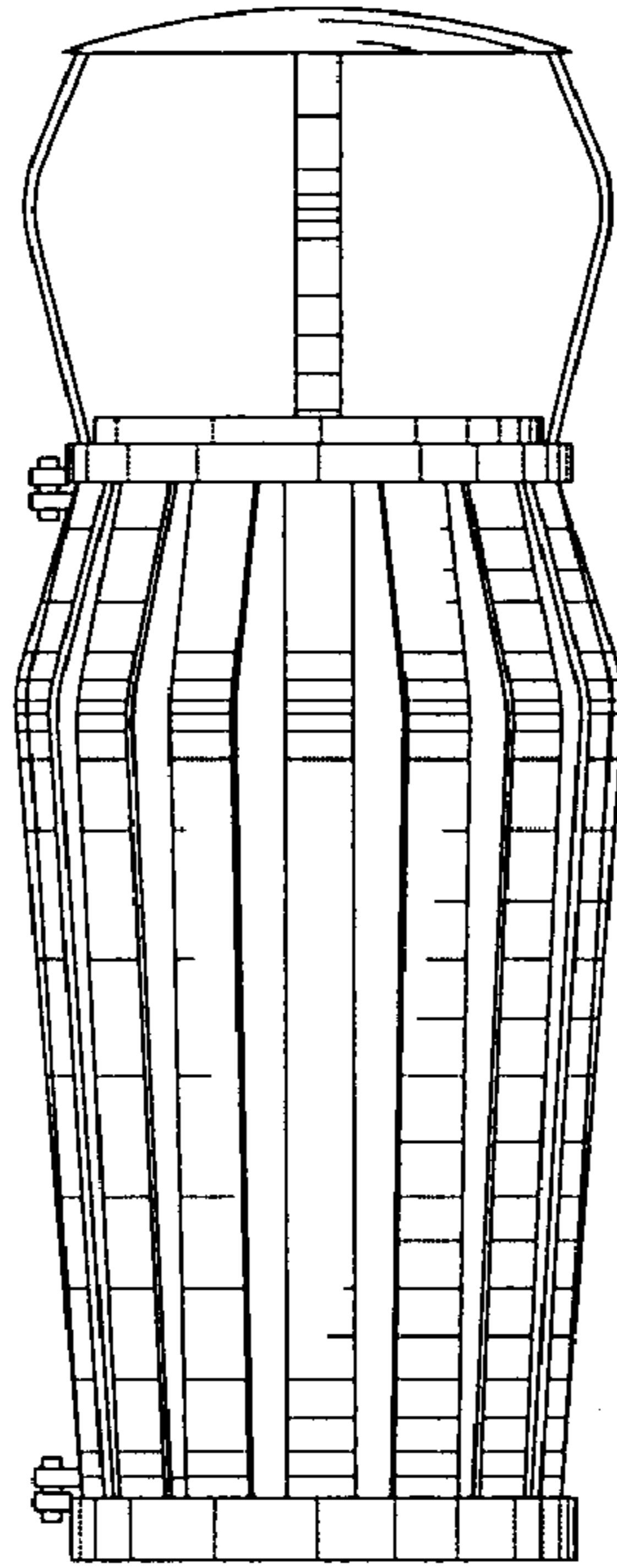


FIG. 6

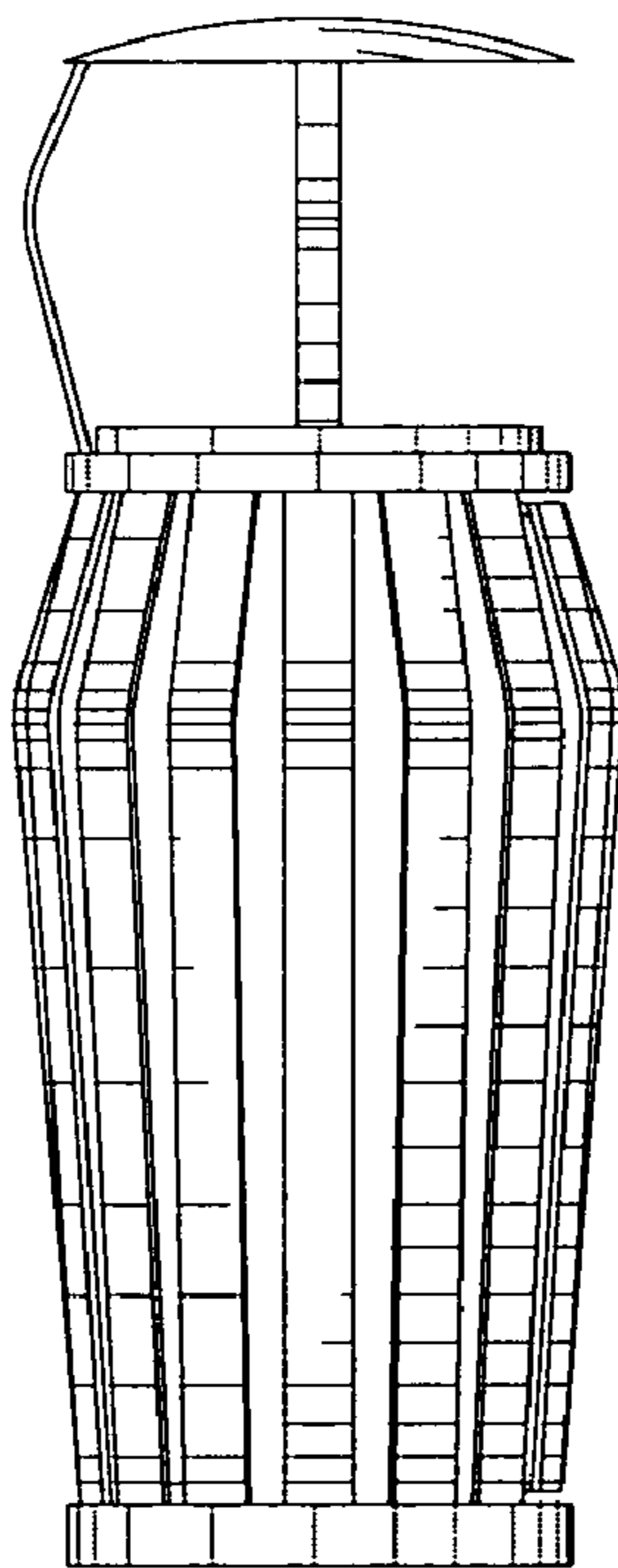


FIG. 7