



US00D573758S

(12) **United States Design Patent**
Van Trojen

(10) **Patent No.:** **US D573,758 S**
(45) **Date of Patent:** **** Jul. 22, 2008**

(54) **ROUNDED KNEE AND SHIN PAD**
(75) Inventor: **Don Van Trojen**, Mukilteo, WA (US)
(73) Assignee: **Paadz Products, Inc.**, Everett, WA (US)
(**) Term: **14 Years**
(21) Appl. No.: **29/275,900**
(22) Filed: **Jan. 9, 2007**
(51) **LOC (8) Cl.** **29-02**
(52) **U.S. Cl.** **D29/120.1**
(58) **Field of Classification Search** D29/120.1,
D29/121.1, 121.2, 122; D24/189, 190; D21/686,
D21/687, 690; D6/595, 596, 601, 604; 2/22,
2/23, 24, 46, 62, 242, 455, 69; 482/140,
482/142; 5/630, 632, 636, 637, 640, 644,
5/417-420, 652, 653, 654, 655, 655.9, 657,
5/907, 733; 128/296, 846, 878, 894; 602/26,
602/62, 63; D7/698, 699; D8/394; 269/302.1;
604/307

See application file for complete search history.

(56) **References Cited**

U.S. PATENT DOCUMENTS

D103,216	S	*	2/1937	Laidlaw	D6/601
2,161,720	A	*	6/1939	Morelli	128/894
D196,248	S	*	9/1963	Quistgaard	D7/698
3,135,961	A		6/1964	Roderick		
3,144,507	A		8/1964	Scadron		
3,222,695	A		12/1965	Brown		
3,342,183	A	*	9/1967	Edenbaum	604/307
3,670,339	A	*	6/1972	Cooper et al.	2/22
3,783,449	A		1/1974	Davis		
D239,688	S	*	4/1976	Doman	D7/698
D242,954	S	*	1/1977	Rand	D24/189
D242,955	S		1/1977	Arluck		
4,017,063	A	*	4/1977	Brusich	269/302.1
D251,985	S	*	5/1979	Martin	D6/601
4,580,297	A	*	4/1986	Maejima	2/22
4,905,715	A		3/1990	Johnson		
D320,522	S		10/1991	Deremiah		

D364,798	S	*	12/1995	Bright et al.	D8/394
5,611,081	A	*	3/1997	Torres	2/23
D396,981	S	*	8/1998	Laidlaw	D6/601
D399,968	S	*	10/1998	Petersen	D24/190
5,845,333	A		12/1998	Crampton		
D412,191	S	*	7/1999	Woo	D21/686
D422,830	S	*	4/2000	Cothren et al.	D6/596
D434,589	S	*	12/2000	Moeke-Maxwell	D6/601
D449,715	S	*	10/2001	Wolf	D29/121.1
6,807,891	B2		10/2004	Fisher		
6,893,086	B2		5/2005	Bajic et al.		
7,052,091	B2		5/2006	Bajic et al.		
7,062,787	B1	*	6/2006	Shircliff	2/24
D548,350	S	*	8/2007	Jordan et al.	D24/190
2004/0036326	A1		2/2004	Bajic et al.		
2004/0244089	A1	*	12/2004	Sveilich	2/22
2005/0066505	A1		3/2005	Iqbal et al.		
2005/0067862	A1		3/2005	Iqbal et al.		
2006/0248625	A1	*	11/2006	Van Trojen	2/69

* cited by examiner

Primary Examiner—T. Chase Nelson

Assistant Examiner—Barbara B Lohr

(74) *Attorney, Agent, or Firm*—Seed IP Law Group PLLC

(57) **CLAIM**

The ornamental design for a rounded knee and shin pad, as shown and described.

DESCRIPTION

FIG. 1 is a front isometric view of a rounded knee and shin pad showing my new design.

FIG. 2 is a front elevation view thereof.

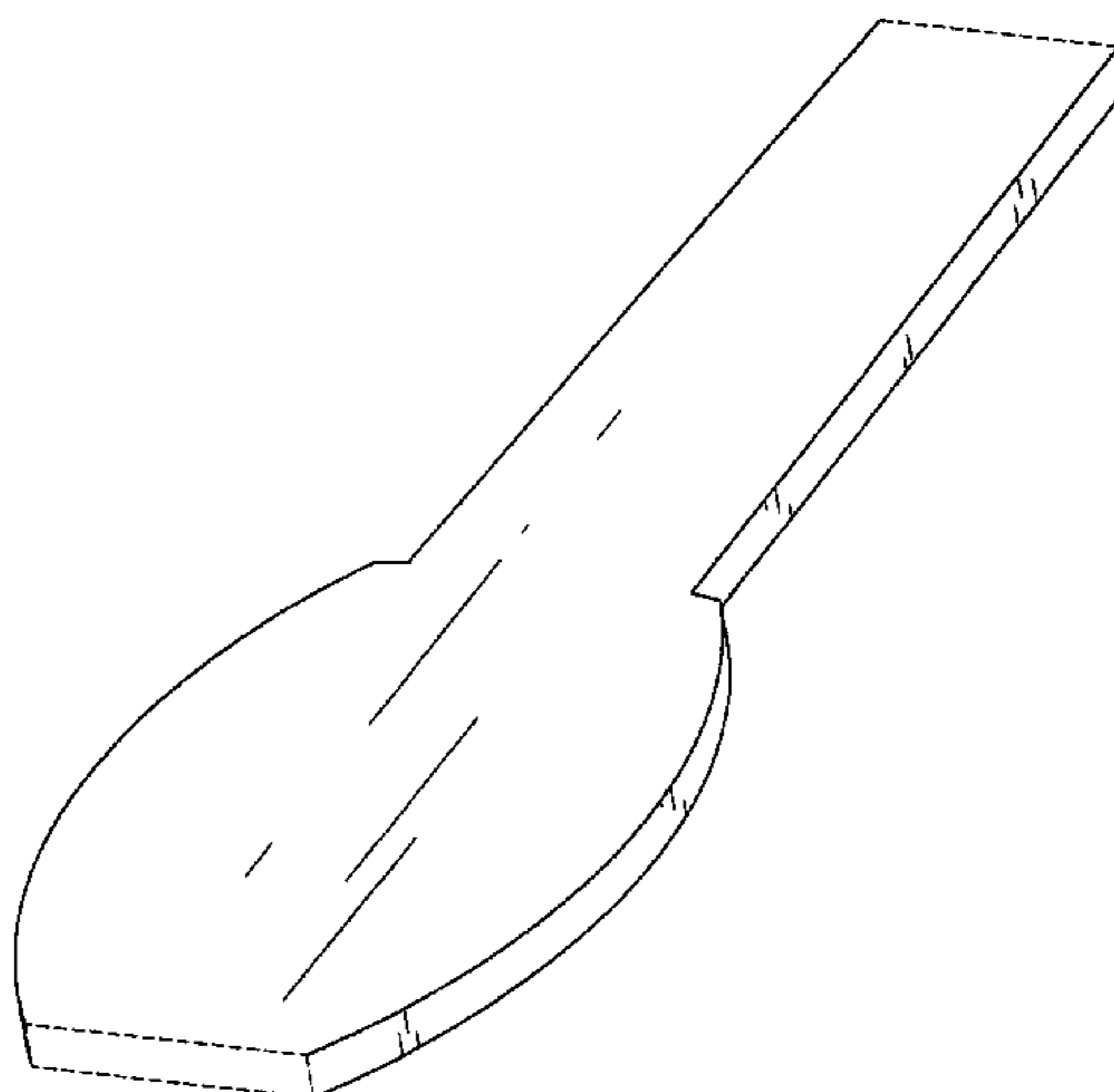
FIG. 3 is a top plan view, the bottom plan view being a mirror image thereof.

FIG. 4 is a rear elevation view thereof; and,

FIG. 5 is side elevation view thereof.

The broken lines define boundaries of the claimed design and form no part of the claimed design.

1 Claim, 3 Drawing Sheets



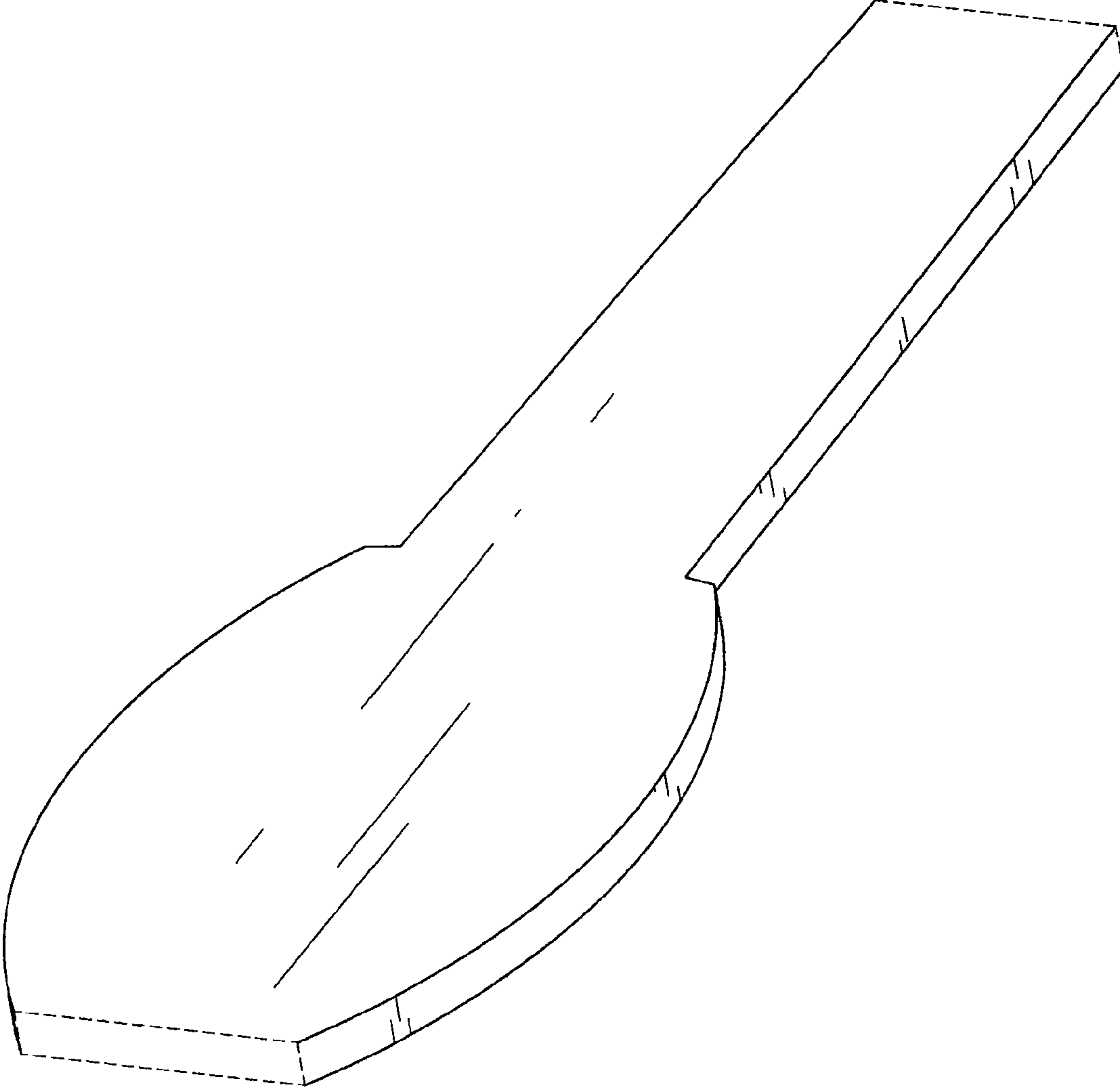


FIG. 1

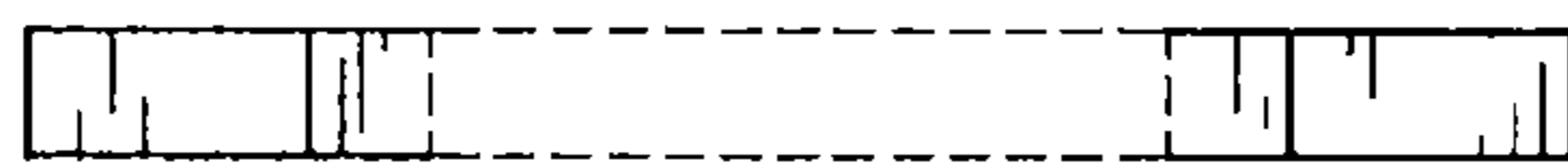


FIG. 2

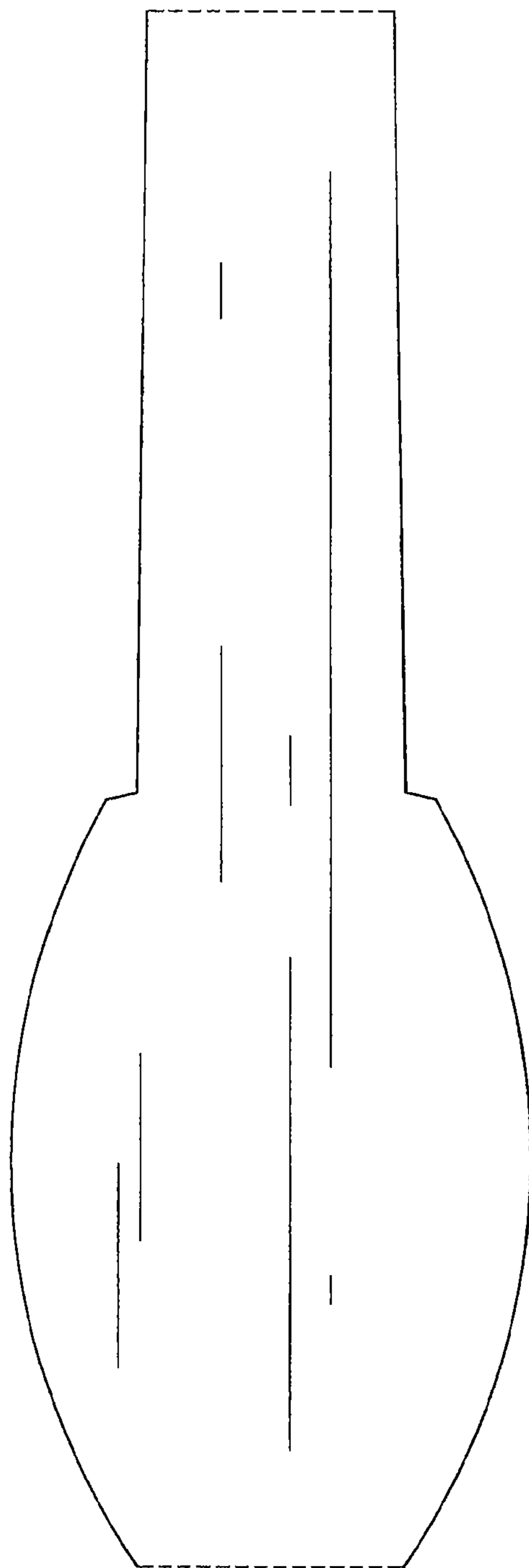


FIG. 3



FIG. 4



FIG. 5