



US00D573750S

(12) **United States Design Patent**
Starck

(10) **Patent No.:** **US D573,750 S**
(45) **Date of Patent:** **** Jul. 22, 2008**

(54) **WALL LAMP**

(75) Inventor: **Philippe Starck**, Paris (FR)

(73) Assignee: **Flos S.p.A.**, Bovezzo (Brescia) (IT)

(**) Term: **14 Years**

(21) Appl. No.: **29/284,079**

(22) Filed: **Aug. 30, 2007**

(30) **Foreign Application Priority Data**

Mar. 1, 2007 (EM) 000679030-0005

(51) **LOC (8) Cl.** **26-03**

(52) **U.S. Cl.** **D26/87**

(58) **Field of Classification Search** D26/72,
D26/85-87, 92, 118, 135, 136; 362/147,
362/432, 806, 351, 355, 356, 363, 370
See application file for complete search history.

(56) **References Cited**

U.S. PATENT DOCUMENTS

D90,781 S * 9/1933 Schwarz D26/135
2,806,941 A * 9/1957 Graziani 362/432

D418,624 S * 1/2000 Vanderbyl D26/87
D441,487 S * 5/2001 Crosby D26/87
D507,676 S * 7/2005 Wechsler D26/118
D514,246 S * 1/2006 Hoernig D26/87

* cited by examiner

Primary Examiner—Clare E Heflin

(74) *Attorney, Agent, or Firm*—McGlew & Tuttle, P.C.


(57) **CLAIM**

The ornamental design for a wall lamp, as shown and described.

DESCRIPTION

FIG. 1 is a perspective view of my new wall lamp design;
FIG. 2 is a front elevation view thereof;
FIG. 3 is a rear elevation view thereof;
FIG. 4 is a top view thereof;
FIG. 5 is a bottom view thereof;
FIG. 6 is a right side elevation view thereof; and,
FIG. 7 is a left side elevation view thereof.

1 Claim, 7 Drawing Sheets






Fig. 1




Fig. 2




Fig. 3




Fig. 4

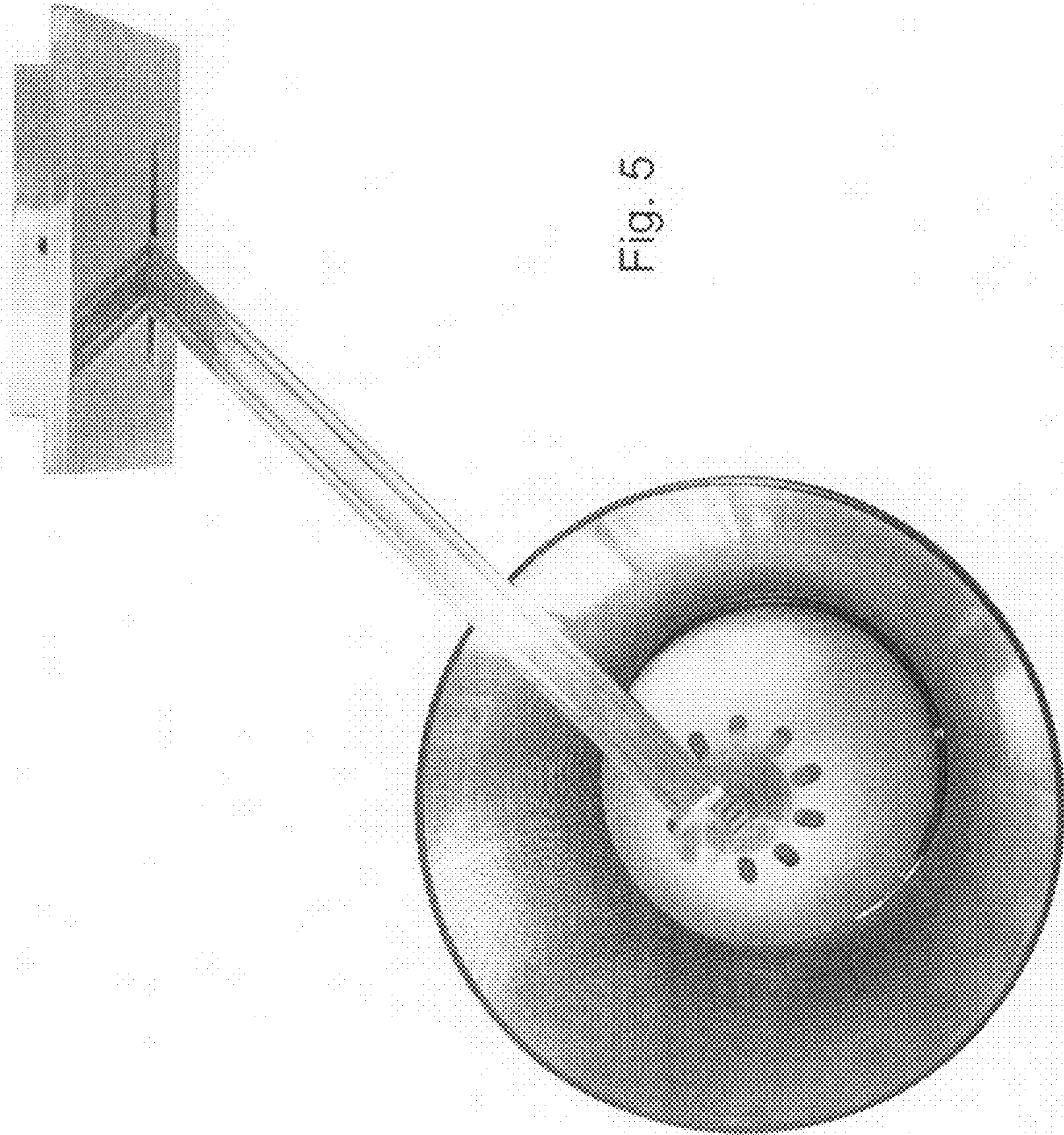


FIG. 5




Fig. 6




Fig. 7