



US00D573733S

(12) **United States Design Patent**  
**Kawagishi et al.**

(10) **Patent No.:** **US D573,733 S**  
(45) **Date of Patent:** **\*\* Jul. 22, 2008**

(54) **FRONT COMBINATION LAMP FOR AN  
AUTOMOBILE**

(75) Inventors: **Hiroyuki Kawagishi**, Kariya (JP);  
**Shinya Fukuda**, Aichi-ken (JP)

(73) Assignee: **Toyota Jidosha Kabushiki Kaisha** (JP)

(\*\*) Term: **14 Years**

(21) Appl. No.: **29/285,547**

(22) Filed: **Mar. 30, 2007**

(51) **LOC (8) Cl.** ..... **26-06**

(52) **U.S. Cl.** ..... **D26/28**

(58) **Field of Classification Search** ..... D26/28-36;  
362/459-468, 475-478, 485-487

See application file for complete search history.

(56) **References Cited**

**U.S. PATENT DOCUMENTS**

D560,291 S *	1/2008	Koyama	.....	D26/28
D560,832 S *	1/2008	Hsu	.....	D26/28
D561,358 S *	2/2008	Tachibana	.....	D26/28
D561,359 S *	2/2008	Hsu	.....	D26/28
D563,576 S *	3/2008	Hanaoka	.....	D26/28

**FOREIGN PATENT DOCUMENTS**

JP 1312267 10/2007

**OTHER PUBLICATIONS**

Toyota, Lexus SC, Brochure for Lexus SC, Sep. 2005, Toyota Jidosha Kabushiki Kaisha.

Toyota, Celsior, Brochure for Toyota Celsior, Apr. 2004, Toyota Jidosha Kabushiki Kaisha.

\* cited by examiner

*Primary Examiner*—Marcus A. Jackson

(74) *Attorney, Agent, or Firm*—SAIDMAN DesignLaw Group

(57) **CLAIM**

The ornamental design for a front combination lamp for an automobile, as shown and described.

**DESCRIPTION**

FIG. 1 is a front perspective view of a front combination lamp for an automobile showing our new design;

FIG. 2 is a front view thereof;


FIG. 3 is a top view thereof;

FIG. 4 is a bottom view thereof;

FIG. 5 is a left-side view thereof; and,

FIG. 6 is a right-side view thereof.

**1 Claim, 2 Drawing Sheets**






FIG. 1




FIG. 2

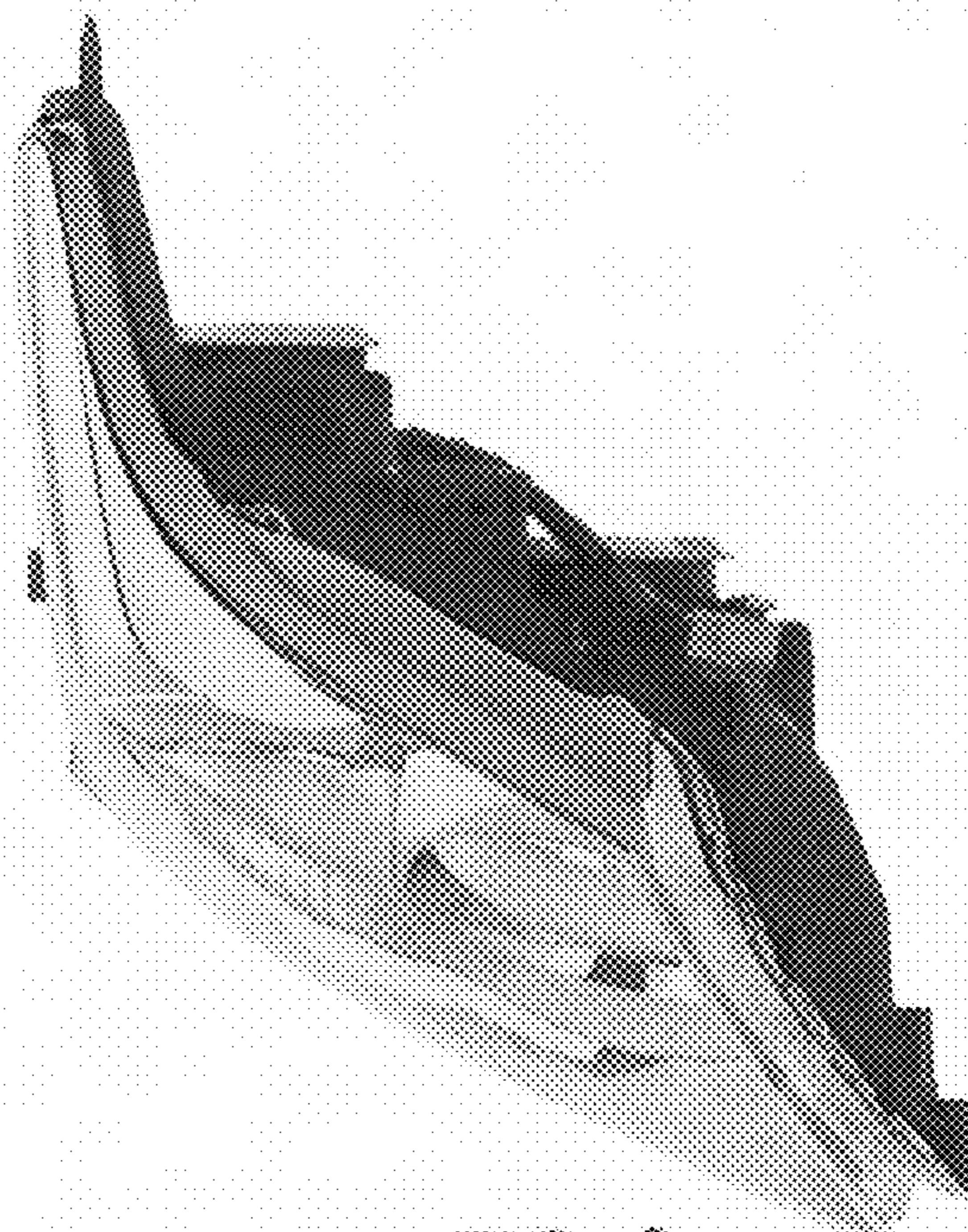


FIG. 3




FIG. 4




FIG. 5




FIG. 6